

HOBBS MUNICIPAL SCHOOLS
Schedule of Short Term Investments

01/31/2024

Fund #	Fund	ST #	Originated	Maturity	Cost Basis	FMV	Total FMV
11000	Operational MMA	STO 1123	8/13/2008 9/17/2009		10,220.85 6,537,244.06	1,020.28 4,162,158.15	
Subtotal - Operational (STO #7049)					<u>6,547,464.91</u>		<u>4,163,178.43</u>
23000	Activity	STO 1115	11/6/2008		250,000.00	248,259.78	
	Activity	CD 1148	4/30/2013		226,405.14	261,308.07	
Subtotal - Activity (STO #7052)					<u>476,405.14</u>		<u>509,567.85</u>
31100	Bond Building	STO 1133	2/3/2009			2,667.30	
	Funds in interest bearing account						
	MMA		12/20/2013			6,017,057.80	
Subtotal - Bond Building (STO #7739)					<u>-</u>		<u>6,019,725.10</u>
41000	Debt Service	STO 1113				226,772.44	
Subtotal - Debt Service (STO #7738)					<u>-</u>		<u>226,772.44</u>
Total Investments					<u>\$ 13,571,334.96</u>	<u>\$ 10,919,243.82</u>	<u>\$ 10,919,243.82</u>

TRUE

CASH BALANCE/INVESTMENT REPORT

January 31, 2024

BANK BALANCE

Account	Balance
Operational	\$9,523,485.40
HB33-4 Mill Levy	3,905,333.84
Federal Projects	6,714,828.06
Special Building	63,384.51
Capital Outlay	1,196,985.00
Capital Improve-01	78,758.39
Capital Improve-03	442,313.37
Cafeteria	1,698,814.24
Activity	219,059.95
Athletics	425,784.41
Transportation	438,033.15
Energy Efficiency	0.00
Instructional Mat'l's	38,061.88
Advanced Placement	77,450.29
Tasker Fund	631.18
Local/State Grant	5,387,927.89
Core Knowledge	
Capital Outlay 20%	0.00
Bond Building	577,938.13
Debt Service	10,370,859.44
Capital Outlay-State	0.00
	<u>\$41,159,649.13</u>

TOTAL INTEREST EARNED

Account	Balance
Operational	\$10,460.28
HB33-4 Mill Levy	2,737.57
Special Building	67.87
Capital Improvement	0.00
Cafeteria	0.00
Activity	7,671.17
Athletics	0.00
Advanced Placement	0.00
Tasker Fund	0.68
Core Knowledge	0.00
Q-ZABS	0.00
Debt Service	7,007.74
Bond Building	82.42
	<u>\$28,027.73</u>

INVESTMENTS

Account	Balance
Operational	\$4,163,178.43
HB33-4 Mill Levy	0.00
Core Knowledge	0.00
Capital Improvemen	0.00
Cafeteria	0.00
Activity	458,567.85
Athletics	0.00
Advanced Placemer	0.00
Tasker Fund	51,000.00
Bond Building	6,019,725.10
Debt Service	226,772.44
	<u>\$10,919,243.82</u>

SWEEP INTEREST EARNED

Account	Balance
HB33-4 Mill Levy	\$0.00
Operational	\$10,428.75
Capital Improvemen	\$0.00

SHORT TERM INTEREST EARNED

Account	Balance
Operational	10,460.28
HB33-4 Mill Levy	2,737.57
Special Building	0.00
Capital Improvemen	0.00
Cafeteria	0.00
Activity	7,671.17
Athletics	0.00
Advanced Placemer	0.00
Tasker Fund	0.68
Core Knowledge	0.00
Q-Zabs	0.00
Debt Service	7,007.74
Bond Building	82.42
	<u>\$27,959.86</u>

Must submit backup for all BARs, except transfers of funds for SEG or direct grants

STATE OF NEW MEXICO
PUBLIC EDUCATION DEPARTMENT
 300 Don Gaspar Santa Fe, NM 87501-2786
Budget Adjustment Request

Doc. ID: 033-000-2324-0024-IB
 Fund Type: Direct Grant
 Adjustment Type: Initial Budget

Fiscal Year: 2023-2024
 Adjustment Changes Intent/Scope of Program Yes or No?: No
 Total Approved Budget (Flowthrough):

Entity Name: Hobbs Municipal Schools
 Contact: Kerri Gray, Hobbs - Finance Director
 Phone: 575-433-0100
 Email: grayk@hobbsschools.net

FLOWTHROUGH ONLY	Budget Period: 2023-07-01	To: 2024-06-30
A. Approved Carryover:		
B. Total Current Year Allocation:		
D. Total Funding Available:		

Revenue 28221.0000.43203 \$190,000

Fund	Function	Object	Program	Location	Job Class	Present Budget	Adj Amt Exp	Adj Budget	ADD'L FTE
28221 Public School Kitchen Infrastructure FY24 and FY25	3100 Food Services Operations	57331 Fixed Assets (more than \$5,000)	0000 No Program	033000 HOBBS DISTRICT OFF	0000 No Job Class		\$60,000	\$60,000	
28221 Public School Kitchen Infrastructure FY24 and FY25	4000 Capital Outlay	57311 Vehicles General	0000 No Program	033000 HOBBS DISTRICT OFF	0000 No Job Class		\$130,000	\$130,000	
Sub Total							\$190,000		
Indirect Cost									
DOC. TOTAL							\$190,000		

Justification:
 Per award letter

Compliance with Sections 10-15-1 and 22-8-12, NMSA, 1978 Compilation:

A. The requested budget/changes were authorized at a scheduled Board of Education or Governance Council meeting open to the public on:

B. Justification for the transfer: Explanation such as "underbudgeted", "insufficient budget", or "needed to close out Project" ARE NOT ACCEPTABLE. Attach additional sheets if necessary.

ALL TRANSFER BARS MUST NET OUT TO ZERO ON THE DOC. TOTAL LINE.

Approvals by Digital Signature		
Name	Role	Date
Kerri Gray	Business Manager	2/12/2024 3:54:01 PM

REIMBURSING AGENCY: Department of Finance and Administration

Business Unit: 341

APPROPRIATION RECIPIENT:

Hobbs Municipal Schools

<u>APPROPRIATION NUMBER:</u>	<u>APPROPRIATION AMOUNT:</u>	<u>REVERSION DATE:</u>
23-H2516-26	\$ 190,000.00	June 30, 2027

APPROPRIATION LANGUAGE

One Hundred Ninety Thousand Dollars and Zero Cents (\$190,000.00) to plan, design, construct, renovate, furnish, and equip public school kitchen infrastructure improvements to support meal quality improvements statewide.

PROJECT TYPE

Kitchen infrastructure and equipment

APPROPRIATION REIMBURSEMENT

The appropriation funds will be disbursed through a reimbursement process. The Appropriation Recipient will submit to the Reimbursing Agency the Exhibit A: Request for Payment form along with supporting document(s) that evidence the expenses to be reimbursed. The Reimbursing Agency will review these documents to ensure all expenses to be reimbursed reflect the intent and purpose of the appropriation language. All expenditures for which the Appropriation Recipient requests reimbursement must occur prior to the reversion date. The latest date the Appropriation Recipient may submit a Request for Payment is on July 16th, 2027. With the submission of the final Exhibit A: Request for Payment, the Appropriation Recipient must include a completed Exhibit B: Final Report form in order to receive the final reimbursement.

APPROPRIATION NOTICE OF OBLIGATION

Upon the effective date of this agreement, for permissible projects within the appropriation language, the Appropriation Recipient shall only be reimbursed monies for which the Department has issued and the Appropriation Recipient has received a Notice of Department's Obligation to Reimburse²⁶ (hereinafter referred to as "Notice of Obligation"). This agreement and the disbursement of any and all amounts of the above referenced Appropriation Amount are expressly conditioned upon the following:

1. Irrespective of any Notice of Obligation, the Appropriation Recipient's expenditures shall be made on or before the Reversion Date (i.e., the goods have been delivered and accepted or the title to the goods has been transferred to the Appropriation Recipient and/or the services have been rendered for the Appropriation Recipient); and
2. The total amount received by the Appropriation Recipient shall not exceed the lesser of: (a) the Appropriation Amount or (b) the total of all amounts stated in the Notice(s) of Obligation evidencing that the Reimbursing Agency has received and accepted the Appropriation Recipient's Third-Party Obligation(s); and
3. The Appropriation Recipient's expenditures were made pursuant to the State Procurement Code and execution of binding written obligations or purchase orders with third party contractors or vendors for the provision of services, including professional services, or the purchase of tangible personal property and real property for the Project, hereinafter referred to as "Third Party Obligations"; and

²⁶ "Reimburse" as used throughout this Agreement includes Department payments to the Appropriation Recipient for invoices received, but not yet paid, by the Appropriation Recipient from a third-party contractor or vendor, if the invoices comply with the provisions of this Agreement and are a valid liability of the Appropriation Recipient.

REIMBURSING AGENCY: Department of Finance and Administration


Business Unit: 341

4. The Appropriation Recipient shall submit to the Reimbursing Agency one copy of all Third-Party Obligations and amendments thereto (including terminations) as soon as possible after execution by the Third Party; and
5. Appropriation Recipient acknowledges and agrees that if it chooses to enter into a Third-Party Obligation prior to receiving a Notice of Obligation that covers the expenditure, it is solely responsible for such obligations.
6. The Reimbursing Agency may, in its sole and absolute discretion, issue to Appropriation Recipient a Notice of Obligation for the amount of that Third Party Obligation that only obligates the Reimbursing Agency to reimburse Appropriation Recipient's expenditures made on or before the Reversion Date or an Early Termination Date. The current Notice of Obligation form is attached to this Agreement as Exhibit C.
7. The date the Reimbursing Agency signs the Notice of Obligation is the date that the Notice of Obligation is effective. After that date, the Appropriation Recipient is authorized to budget the particular amount set forth in the Notice of Obligation, execute the Third-Party Obligation and request the Third-Party to begin work. Payment for any work performed or goods received prior to the effective date of the Notice of Obligation is wholly and solely the obligation of the Appropriation Recipient.

CERTIFICATION

I hereby certify that **Hobbs Municipal Schools**

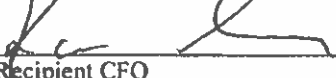
1. Will only use the appropriation funds to carry out and/or perform activities described in appropriation language.
2. Will comply with State Procurement Code and execution of binding written obligations or purchase orders with third party contractors or vendors for the provision of services, including professional services, or the purchase of tangible personal property and real property for the project.
3. Ensures that the appropriation funds only benefit entities in accordance with applicable law, including, but not limited to Article IX, Section 14 of the Constitution of the State of New Mexico, "Anti-Donation Clause."
4. Will follow the procedure described in "Appropriation Reimbursement" for reimbursement of appropriated funds.



 Appropriation Recipient Representative

2-6-24

 Date



 Appropriation Recipient CFO

2-6-24

 Date

APPROVAL

In accordance with the authority conferred on the Department of Finance & Administration by the statute appropriating these funds, I hereby approve this certification for appropriation number 23-H2516-26 in the amount of \$190,000.00.

DocuSigned by:


 Wesley Billingsley
 Director, Local Government Division

2/7/2024

 Date

Kerri Gray

From: Sonya Moore
Sent: Wednesday, February 7, 2024 7:40 AM
To: Kerri Gray
Subject: FW: \$20 million in School Kitchen Infrastructure Improvement Funding Account Code
Importance: High

Instruction for my SKII grant.

Thanks,

Sonya

From: Montoya, Melody, DFA <Melody.Montoya@dfa.nm.gov>
Sent: Tuesday, February 6, 2024 3:32 PM
To: kbramlett@ansbi.org; Davis, Sandra <sandra.davis@alamogordoschools.org>; Martinez, Raphael <rafem@asacademy.com>; Cella, Laura <lauracella@akcs.org>; Becker, Stephanie <sbecker@abhs.k12.nm.us>; djtrujillo@bernalillops.org; ebarry@bsin.k12.nm.us; petra.allen@sfellc.org; Moncada, Jesus <jmoncada@christineduncan.org>; Maestas, Ray <ray.maestas@claytonschools.us>; DEBORAH, WESTBROOK <Deborah.Westbrook@clovis-schools.org>; carisa.petrie@cottonwoodclassical.org; rorincones@cottonwoodvalley.org; jessica.etccherry@demingps.org; Montgomery, Shelley <montgomerys@dexterdemons.org>; Begay, Kayla <kdbegay@deapschool.org>; Fair, Beth <bfair@elidaschools.net>; christine.coronado@k12espanola.org; Sims (Dr.), Cindy L. <cindy.sims@emsdbears.us>; Burleson, Todd <tburleson@floydbroncos.com>; Guerra, Marianne <MSGUERRA@GSD.K12.NM.US>; Haws, Eileen <ehaws@gmcs.org>; g.sanchez@haakuca.org; Reyes, Belia <breyes@bobcat.net>; Ortega, Shelly <sortega@hatchschools.net>; Sonya Moore <MooreS@hobbsschools.net>; sandra.medina@hondoeagles.org; Cantrell, Carissa L. <ccantrell@hawest.net>; Lunch Staff <lunch@hozhoacademy.org>; Suman, Amy <a.suman@lagunaed.net>; Begueria, Elisa <elisa.begueria@la-panthers.org>; chaylenesena@cybercardinal.com; Lucas, Steve <slucas@lmsed.org>; Phillips, Anna <aphillips@lospuentes.org>; juanvivas@lovingtonschools.net; Zamora, Michaela <michaela.zamora@magschools.us>; Stacy, Brian <bstacy@melroseschools.org>; ballay@consensusplanning.com; mskay@mrgcharter.org; Martinez, Rachel <rmartinez@mora.k12.nm.us>; McCleave, Josh <josh.mccleave@mesd.us>; Webster, Lori <l.webster@mountainmahogany.org>; victor.alvarez@navajoprep.com; mdaves@pecos.k12.nm.us; Rodriquez, Sheila <srdriguez@penascoisd.com>; Cowan, Deborah <djcowan@pvs.k12.nm.us>; Cain, Johnnie <jcain@portalesschools.com>; Orthman, Cindy <corthman@quemadoschools.org>; dtorres@questa.k12.nm.us; Baird, Myra <myra.baird@ratonschools.com>; Franco, Jordan <jordan.franco@riograndeacademyofflinearts.com>; felix.griego@rrps.net; Meeks, Kim <kimeeks@risd.k12.nm.us>; ctompson@sdracs.k12.nm.us; Kandel, Bobby <bkandel@sanjonschools.com>; rcabeyta@sfis.k12.nm.us; Torres, Rhonda <rtorres@silverschools.org>; Hendrix, Ronald <rhendrix@socorroschools.org>; Gomez, Heidi <hgomez@southvalleyacademy.org>; Hjohns@stjosephmissionschool.org; connie.menicucci@stasnm.net; Dr. Labela, Mae <maelab@taossschools.org>; Abbott, Jeff <jeffabbott@thriveschoolsf.org>; lpadilla@vaughn.k12.nm.us <lpadilla@vmsd.us>; Sandoval, Paul <paul_sandoval@wlvs.org>
Cc: Billingsley, Wesley, DFA <Wesley.Billingsley@dfa.nm.gov>; Serrano, Ryan, DFA <RyanS.Serrano@dfa.nm.gov>; Chavez, Michael A, PED <MichaelA.Chavez@ped.nm.gov>
Subject: \$20 million in School Kitchen Infrastructure Improvement Funding Account Code
Importance: High

CAUTION: This email originated from outside of Hobbs Municipal Schools. Do not click links or open attachments unless you recognize the sender and know the content is safe.

Good afternoon,

Per PED, please use fund code 28221 to budget your NM SKII funds.

If you have any questions regarding the budgeting of funds, please contact Dr. Reiner Martens.

Dr. Reiner Martens | Director - Education Finance Analysis Bureau
New Mexico Public Education Department
300 Don Gaspar Ave. | Santa Fe, NM 87505
C: (505) 500-7691 | Anti-Racism/Anti-Oppression Portal: bit.ly/ARAOHotline.
Reiner.Martens@ped.nm.gov

For all other questions, please contact Ryan Serrano.

Ryan Serrano
Capital Outlay Manager
Local Government Division
505.819.1568



New Mexico
Department of Finance
and Administration

Melody Montoya
Office Manager
Local Government Division
Please note my new email address:
melody.montoya@dfa.nm.gov

c. 505-670-4395

o. 505-827-8051



New Mexico
Department of Finance
and Administration

Must submit backup for all BARs, except transfers of funds for SEG or direct grants

STATE OF NEW MEXICO
PUBLIC EDUCATION DEPARTMENT
 300 Don Gaspar Santa Fe, NM 87501-2786
Budget Adjustment Request

Doc. ID: 033-000-2324-0025-1
 Fund Type: Flowthrough

Adjustment Type: Increase

Fiscal Year: 2023-2024

Entity Name: Hobbs Municipal Schools

Adjustment Changes Intent/Scope of Program Yes or No?: No

Contact: Kerri Gray, Hobbs - Finance Director

Total Approved Budget (Flowthrough):

Phone: 575-433-0100

Email: grayk@hobbsschools.net

FLOWTHROUGH ONLY	Budget Period: 07/01/2023	To: 06/30/2024
A. Approved Carryover:		
B. Total Current Year Allocation:		
D. Total Funding Available:		

Revenue 24174.0000.44500 \$45,938

Fund	Function	Object	Program	Location	Job Class	Present Budget	Adj Amt Exp	Adj Budget	ADD'L FTE
24174 Carl D Perkins Secondary - Current	1000 Instruction	56118 General Supplies and Materials	3000 Vocational and Technical Programs	033000 HOBBS DISTRICT OFF	0000 No Job Class	\$41,884	\$45,938	\$87,822	
Sub Total							\$45,938		
Indirect Cost									
DOC. TOTAL							\$45,938		

Justification:
per award letter

Compliance with Sections 10-15-1 and 22-8-12, NMSA, 1978 Compilation.

A. The requested budget/changes were authorized at a scheduled Board of Education or Governance Council meeting open to the public on:

B. Justification for the transfer: Explanation such as "underbudgeted", "insufficient budget", or "needed to close out Project" ARE NOT ACCEPTABLE. Attach additional sheets if necessary.

ALL TRANSFER BARS MUST NET OUT TO ZERO ON THE DOC. TOTAL LINE.

Approvals by Digital Signature		
<u>Name</u>	<u>Role</u>	<u>Date</u>
Kerri Gray	Business Manager	2/12/2024 4:09:25 PM



STATE OF NEW MEXICO
PUBLIC EDUCATION DEPARTMENT
300 DON GASPAR AVE.
SANTA FE, NEW MEXICO 87501-2786
Telephone (505) 827-5800
www.ped.state.nm.us

ARSENIO ROMERO, Ph.D.
SECRETARY OF EDUCATION

MICHELLE LUJAN GRISHAM
GOVERNOR

January 29, 2024

MEMORANDUM

TO: Superintendents, Charter Leaders, and Business Managers
FROM: Amanda DeBell, Deputy Secretary, Teaching, Learning and Innovation
RE: **Strengthening Career Technical Education for the 21st Century Act Vocational Education –Basic Grants to States (24174 / 24177)**

DocuSigned by:
Amanda DeBell
881997253680409

The New Mexico Public Education Department (PED) has granted its final FY23-24 subawards for funding through the Strengthening Career Technical Education for the 21st Century Act (Perkins V), Vocational Education-Basic Grants to States (24174/24177). In accordance with federal regulations at 2 C.F.R. § 200.332(a), please note the following federal award identification information specific to this subaward. All local educational agencies (LEAs) receiving this subaward through PED, as listed on Exhibit C, are subrecipients of the following federal funding:

Subrecipient's name	See Exhibit C
Subrecipient's UEI number	See Exhibit C
Federal Award Identification Number (FAIN)	V048A230031 - 23A
Federal award date	09/29/2023
Subaward period of performance start and end dates	07/01/2023 - 09/30/2024
Subaward budget period start and end date	07/01/2023 - 09/30/2024
Amount of federal funds obligated by this subaward to subrecipient	See Exhibit C

Total amount of federal funds obligated to subrecipient including current financial obligation	See Exhibit C
Total amount of the federal award committed to subrecipient	See Exhibit C
Federal award project description, as required to be responsive to the Federal Funding Accountability and Transparency Act (FFATA)	Career and Technical Education—Basic Grants to States
Federal awarding agency	United States Department of Education
Contact information for awarding official	Frank T. Brogan, Assistant Secretary 400 Maryland Ave., SW Washington, DC 20202 (202) 401-0113
CFDA number and name	84.425D Elementary and Secondary School Emergency Relief Fund
Research and development (R&D) award (Yes/No)	No
Indirect cost rate for federal award	https://webnew.ped.state.nm.us/bureaus/administrative-services/accounting/

The following requirements apply to this sub-award:

- 2 C.F.R. Part 200: Uniform Administrative Requirements, Cost Principles, and Audit Requirements for Federal Awards¹
- 2 C.F.R. Part 3474: Uniform Administrative Requirements, Cost Principles, and Audit Requirements for Federal Awards
- 2 C.F.R. Part 3485: Non-procurement Debarment and Suspension

Reporting Requirements:

Please review Exhibit C and submit a BAR through OBMS for the appropriate amount.

Fund Code(s)	24174 / 24177
Object Code	44500

Reporting Requirements (continued)

Please adhere to the following timelines required for obligation, liquidation and RfR submission:

¹ The regulations at 2 C.F.R. Part 200 are located online at: http://www.ecfr.gov/cgi-bin/text-id.x?tpl=/ecfrbrowse/Title02/2cfr200_main_02.tpl.

Obligation:

BAR Submission Due Date in OBMS	February 25, 2024
Documentation Needed for BAR in OBMS	Copy of this letter (including Exhibit C)

Expenditure (liquidation):

Fiscal Year	FY 23-24
Expenditure Due Date (to include current fiscal year and prior year carryover amounts)	September 30, 2024

Additional Requirements:

- Pursuant to NMSA 6-5-3, the **appropriate fund** shall be **encumbered prior to the issuance of vouchers or purchase orders** or the engagement of **contracts**.
- The funding for this award must be used to address the impact that the Novel Coronavirus Disease 2019 (COVID-19) has had, and continues to have, on its elementary and secondary schools.

Indirect Cost Rate:

As required by 2 C.F.R. § 200.332(a) (1) (xiv), PED recognizes the indirect cost rate between PED and public school districts and state charter schools as calculated by PED and located on the PED website: <https://webnew.ped.state.nm.us/bureaus/administrative-services/accounting/>

Access to Records and Financial Statements:

In addition, pursuant to 2 C.F.R. § 200.332(a)(5), all subrecipients as identified in Exhibit C, attached to this sub-award, must permit PED and auditors access to records and financial statements as necessary.

Closeout Procedures:

Fiscal Year	FY 23-24
Final Day to Submit RfRs	July 7, 2024

Contact Information:

Program Name, Contact Name, Email and Phone Number	College & Career Readiness Bureau, Breezy Gutierrez, breezy.gutierrez@ped.nm.gov , (505) 231-5425
--	--

To reach the Fiscal Grants Management Bureau, please contact Valerie Padilla, valerie.padilla@ped.nm.gov, (505) 827-7353.

Enclosures (1): Exhibit C

EXHIBIT C (24174 / 24177 - FINAL FY23-24)



NEW MEXICO

Public Education Department

PERKINS BASIC (24174 / 24177) FINAL AWARD FY23-24

OBMS ENTITY CODE	LOCAL EDUCATION AGENCY	UEI #	FY23-23 CARRYOVER	Amount of federal funds obligated by this sub-award to subrecipient	FY23-24 FINAL ALLOCATION	Total amount of federal funds obligated to subrecipient including current financial obligation	Total amount of the federal award committed to subrecipient	FY23-24 APPROVED BUDGET	TOTAL AMOUNT TO BAR
46	Alamogordo Public Schools	DGD9RLTLRN5	\$ -	\$ 83,855	\$ 83,855	\$ 83,855	\$ 83,855	\$ 83,334	\$ 521
1	Albuquerque Public Schools	RHSNF9JUGLJ5	\$ -	\$ 954,997	\$ 954,997	\$ 954,997	\$ 954,997	\$ 1,000,128	\$ (45,131)
090-001	ABQ Charter Academy	GTNAGLJ5HFN9	\$ -	\$ -	\$ -	\$ -	\$ -	\$ 15,233	\$ (15,233)
1015016	ABQ Talent Development Academy	KCUSH2YAXCM8	\$ -	\$ -	\$ -	\$ -	\$ -	\$ 4,644	\$ (4,644)
749-001	ACE Leadership High School	J5ADM6ZWKUS8	\$ -	\$ 9,368	\$ 9,368	\$ 9,368	\$ 9,368	\$ 8,493	\$ 875
1015028	Corrales International School	JTFLE6GMK4K9	\$ -	\$ 2,008	\$ 2,008	\$ 2,008	\$ 2,008	\$ 2,008	\$ -
1015063	Digital Arts and Technology Academy	C37DZNEE6LC8	\$ -	\$ -	\$ -	\$ -	\$ -	\$ 11,171	\$ (11,171)
526-001	East Mountain High School	FGMWLY46KXK5	\$ -	\$ 3,399	\$ 3,399	\$ 3,399	\$ 3,399	\$ 15,229	\$ (15,229)
01015069	El Camino Real Academy	KVNEJFL2PNX6	\$ -	\$ 5,573	\$ 5,573	\$ 5,573	\$ 5,573	\$ 5,230	\$ 343
514-001	Gilbert L. Sena Charter High School	KN4F26E3F8Q9	\$ -	\$ 7,112	\$ 7,112	\$ 7,112	\$ 7,112	\$ 7,112	\$ -
01015030	Gordon Bernier Charter School	XADNFMECRP65	\$ -	\$ 10,125	\$ 10,125	\$ 10,125	\$ 10,125	\$ 10,125	\$ -
553-001	Health Leadership High School	C16JPHACBSZ4	\$ -	\$ 1,632	\$ 1,632	\$ 1,632	\$ 1,632	\$ -	\$ 1,632
508-001	International School at Mesa del Sol (The)	FSSJABXP7EW5	\$ -	\$ -	\$ -	\$ -	\$ -	\$ 9,539	\$ (9,539)
01015061	La Academia de Esperanza Charter School	ZVPLR76GSSH2	\$ -	\$ 4,728	\$ 4,728	\$ 4,728	\$ 4,728	\$ 4,728	\$ -
01015017	Los Puentes Charter School	XYQ6SGUGT945	\$ -	\$ 11,502	\$ 11,502	\$ 11,502	\$ 11,502	\$ 10,627	\$ 875
01015051	Robert F. Kennedy Charter School	EXMQP2B94LQ7	\$ -	\$ -	\$ -	\$ -	\$ -	\$ 9,748	\$ (9,748)
750-001	Siembra Leadership High School	J93AFT8QKJZ3	\$ -	\$ 12,384	\$ 12,384	\$ 12,384	\$ 12,384	\$ 11,547	\$ 837
561-001	Technology Leadership High School	GHDFJ5EYDGH4	\$ -	\$ 2,207	\$ 2,207	\$ 2,207	\$ 2,207	\$ 1,678	\$ 529
30	Animas Public Schools	R163HN3COB4	\$ -	\$ 42,776	\$ 42,776	\$ 42,776	\$ 42,776	\$ 36,941	\$ 5,835
22	Artesia Public Schools	CJ25J5KMWLJ5	\$ -	\$ 45,351	\$ 45,351	\$ 45,351	\$ 45,351	\$ 44,501	\$ 850
64	Aztec Municipal Schools								

EXHIBIT C (24174 / 24177 - FINAL FY23-24)




NEW MEXICO

Public Education Department

PERKINS BASIC (24174 / 24177) FINAL AWARD FY23-24

OBMS ENTITY CODE	LOCAL EDUCATION AGENCY	UEI #	FY23-24 CARRYOVER	Amount of federal funds obligated by this sub-award to subrecipient		Total amount of federal funds obligated to subrecipient including current financial obligation	Total amount of the federal award committed to subrecipient	FY23-24 APPROVED BUDGET	TOTAL AMOUNT TO BAR
				FY23-24 FINAL ALLOCATION	FY23-24 CARRYOVER & FINAL ALLOCATION				
87	Belen Consolidated Schools	GPVFNCO5CAW7	\$ -	\$ 71,018	\$ 71,018.00	\$ 71,018	\$ 57,275	\$ 13,743	
61	Bernalillo Public Schools	QJQLCD232KM5	\$ -	\$ 45,802	\$ 45,802.00	\$ 45,802	\$ 45,802	\$ -	
66	Bloomfield Schools	YRPHM8YCN495	\$ -	\$ 57,435	\$ 57,435.00	\$ 57,435	\$ 52,028	\$ 5,407	
20	Carlsbad Municipal Schools	FLH1JLF6JLJ3	\$ -	\$ 81,145	\$ 81,145.00	\$ 81,145	\$ 81,014	\$ 20,131	
67	Central Consolidated Schools	CXQZVRZCCF41	\$ -	\$ 107,697	\$ 107,697.00	\$ 107,697	\$ 105,470	\$ 2,227	
84	Clayton Municipal Schools	SKJGSPT9K1B3	\$ -	\$ 8,035	\$ 8,035.00	\$ 8,035	\$ 7,509	\$ 526	
24	Cobre Consolidated Schools	N276L1YA2L51	\$ -	\$ 15,889	\$ 15,889.00	\$ 15,889	\$ 13,828	\$ 2,061	
62	Cuba Independent Schools	MGPNE9COBLN8	\$ -	\$ 17,879	\$ 17,879.00	\$ 17,879	\$ 17,879	\$ -	
42	Deming Public Schools	XPLZVUTAG733	\$ -	\$ 82,931	\$ 82,931.00	\$ 82,931	\$ 80,064	\$ 2,867	
42295006	Deming Cesar Chavez Charter High School	NHFUAJTP2NF1	\$ -	\$ 8,035	\$ 8,035.00	\$ 8,035	\$ 7,349	\$ 686	
85	Des Moines Municipal Schools	D9TGE4DT49F6	\$ -	\$ 1,116	\$ 1,116.00	\$ 1,116	\$ 701	\$ 415	
6	Dexter Consolidated Schools	VWVAJALJXRK6	\$ -	\$ 12,817	\$ 12,817.00	\$ 12,817	\$ 10,816	\$ 2,001	
55	Española Public Schools	UMKFJYV6FX4	\$ -	\$ 78,057	\$ 78,057.00	\$ 78,057	\$ 66,057	\$ 12,000	
65	Farmington Municipal Schools	F9K3UVX5ARB1	\$ -	\$ 169,542	\$ 169,542.00	\$ 169,542	\$ 139,521	\$ 30,021	
16	Fort Sumner Municipal Schools	N6DACN8835X6	\$ -	\$ 4,297	\$ 4,297.00	\$ 4,297	\$ 4,046	\$ 251	
19	Gadsden Independent Schools	HMQPC8FP4RA9	\$ -	\$ 226,016	\$ 226,016.00	\$ 226,016	\$ 218,669	\$ 7,347	
43	Gallup-McKinley County Schools	MZC6N49RJK48	\$ -	\$ 261,223	\$ 261,223.00	\$ 261,223	\$ 236,596	\$ 24,627	
88	Grants/Cibola County Schools	DO5UMG72D8C5	\$ -	\$ 77,521	\$ 77,521.00	\$ 77,521	\$ 71,932	\$ 5,589	
18	Hatch Valley Public Schools	KZCMLFLXUJK3	\$ -	\$ 16,647	\$ 16,647.00	\$ 16,647	\$ 16,106	\$ 541	
33	Hobbs Municipal Schools	FL57DGM1HN9	\$ -	\$ 141,822	\$ 141,822.00	\$ 141,822	\$ 95,884	\$ 45,938	
50	House Municipal Schools	J83MHA9F9VM7	\$ -	\$ 553	\$ 553.00	\$ 553	\$ 394	\$ 159	

EXHIBIT C (24174 / 24177 - FINAL FY23-24)




NEW MEXICO

Public Education Department

PERKINS BASIC (24174 / 24177) FINAL AWARD FY23-24

OBMS ENTITY CODE	LOCAL EDUCATION AGENCY	UIE#	FY23-23 CARRYOVER	Amount of federal funds obligated by this sub-award to subrecipient	FY23-24 FINAL ALLOCATION	FY23-23 CARRYOVER & FY23-24 FINAL ALLOCATION	Total amount of federal funds obligated to subrecipient	FY23-24 APPROVED BUDGET	TOTAL AMOUNT TO BAR
63	Jemez Valley Public Schools	ZVDETYXRGNU1	\$ -	\$ 8,791	\$ 8,791	\$ 8,791	\$ 8,791	\$ 5,039	\$ 3,752
17	Las Cruces Public Schools	CBBMXTJKLLO8	\$ -	\$ 289,661	\$ 289,661	\$ 289,661	\$ 289,661	\$ 278,295	\$ 11,366
69	Las Vegas City Public Schools	LIBZ2XYDH1H8	\$ -	\$ 25,361	\$ 25,361	\$ 25,361	\$ 25,361	\$ 22,525	\$ 2,836
51	Logan Municipal Schools	VAFEH4LEWQF4	\$ -	\$ 2,360	\$ 2,360	\$ 2,360	\$ 2,360	\$ 2,360	\$ -
29	Lordsburg Municipal Schools	HM7BSWJXWTW5	\$ -	\$ 8,768	\$ 8,768	\$ 8,768	\$ 8,768	\$ 7,730	\$ 1,038
41	Los Alamos Public Schools	P.QFVJPMVVR97	\$ -	\$ 16,069	\$ 16,069	\$ 16,069	\$ 16,069	\$ 14,780	\$ 1,289
86	Los Lunas Public Schools	C3K9JREQYGA4	\$ -	\$ 110,484	\$ 110,484	\$ 110,484	\$ 110,484	\$ 93,125	\$ 17,359
31	Lovington Municipal Schools	C8WLOGBRGJF8	\$ -	\$ 47,032	\$ 47,032	\$ 47,032	\$ 47,032	\$ 31,955	\$ 15,077
75	Magdalena Municipal Schools	GAR2VNVORFCA	\$ -	\$ 12,504	\$ 12,504	\$ 12,504	\$ 12,504	\$ 12,504	\$ -
11	Maxwell Municipal Schools	ZMAAPJPBBA13	\$ -	\$ -	\$ -	\$ -	\$ -	\$ 577	\$ (577)
44	Mora Independent Schools	CDTZKEKL29M5	\$ -	\$ 7,711	\$ 7,711	\$ 7,711	\$ 7,711	\$ 5,885	\$ 1,826
28	Mosquero Municipal Schools	WMMMV2FL6HL4	\$ -	\$ 277	\$ 277	\$ 277	\$ 277	\$ 277	\$ -
82	Mountainair Public Schools	L652ZDKZLD1	\$ -	\$ 4,124	\$ 4,124	\$ 4,124	\$ 4,124	\$ 3,264	\$ 860
3	Quemado Independent Schools	RSJPSFDWYD3	\$ -	\$ 3,526	\$ 3,526	\$ 3,526	\$ 3,526	\$ 2,883	\$ 643
9	Raton Public Schools	NMX9DKXL3N9	\$ -	\$ 15,742	\$ 15,742	\$ 15,742	\$ 15,742	\$ 13,664	\$ 2,078
2	Reserve Independent Schools	PHSRMV4EG479	\$ -	\$ 3,286	\$ 3,286	\$ 3,286	\$ 3,286	\$ 3,138	\$ 148
83	Rio Rancho Public Schools	HLMCBLZY6MY5	\$ -	\$ 139,165	\$ 139,165	\$ 139,165	\$ 139,165	\$ 127,389	\$ 11,796
4	Roswell Independent Schools	MAH8L9WC2YJ9	\$ -	\$ 201,065	\$ 201,065	\$ 201,065	\$ 201,065	\$ 146,165	\$ 54,900
52	San Jon Municipal Schools	HLQPGBVT3LD3	\$ -	\$ 966	\$ 966	\$ 966	\$ 966	\$ 966	\$ -
71	Santa Fe Public Schools	MGFPHU7JFLCA	\$ -	\$ 138,861	\$ 138,861	\$ 138,861	\$ 138,861	\$ 106,796	\$ 32,065
71495024	Academy for Technology and the Classics	VVB1L7OSLFW5	\$ -	\$ 7,123	\$ 7,123	\$ 7,123	\$ 7,123	\$ 6,083	\$ 1,040

EXHIBIT C (24174 / 24177 - FINAL FY23-24)



NEW MEXICO

Public Education Department

PERKINS BASIC (24174 / 24177) FINAL AWARD FY23-24

OBMS ENTITY CODE	LOCAL EDUCATION AGENCY	UEI #	FY22-23 CARRYOVER	Amount of federal funds obligated by this sub-award to subrecipient		Total amount of federal funds obligated to subrecipient including current financial obligation	Total amount of the federal award committed to subrecipient	FY23-24 APPROVED BUDGET	TOTAL AMOUNT TO BAR
				FY23-24 FINAL ALLOCATION	FY23-23 CARRYOVER & FY23-24 FINAL ALLOCATION				
25	Santa Rosa Consolidated Schools	ZCP4AULV5HA3	\$ -	\$ 9,717	\$ 9,717	\$ 9,717	\$ 9,225	\$ 492	
23	Silver Consolidated School District	VLMFMA68NLI4	\$ -	\$ 35,590	\$ 35,590	\$ 35,590	\$ 32,465	\$ 3,125	
74	Socorro Consolidated Schools	WKADYTEP8Q85	\$ -	\$ 29,608	\$ 29,608	\$ 29,608	\$ 29,608	\$ -	
10	Springer Municipal Schools	QI1WG6ZWN0BT	\$ -	\$ 2,832	\$ 2,832	\$ 2,832	\$ 2,315	\$ 457	
76	Taos Municipal Schools	GXFMLNAG5D56	\$ -	\$ 43,937	\$ 43,937	\$ 43,937	\$ 31,203	\$ 12,734	
73	Truth or Consequences Municipal Schools	LMJJWCKJMF3	\$ -	\$ 28,014	\$ 28,014	\$ 28,014	\$ 20,870	\$ 7,144	
49	Tucuman Public Schools	EHWCYKYPAD5	\$ -	\$ 19,617	\$ 19,617	\$ 19,617	\$ 18,399	\$ 1,218	
47	Tularosa Municipal Schools	NPP3J8DJM3K3	\$ -	\$ 31,614	\$ 31,614	\$ 31,614	\$ 22,323	\$ 9,291	
89	Zuni Public School District	XU9NS37898M4	\$ -	\$ 29,083	\$ 29,083	\$ 29,083	\$ 29,083	\$ -	
STATE CHARTERS									
516-001	Albuquerque School of Excellence	K2PNAF1FMK27	\$ -	\$ -	\$ -	\$ -	\$ 5,734	\$ (5,734)	
532-001	Aldo Leopold High School	UT2RT1D298F4	\$ -	\$ 4,707	\$ 4,707	\$ 4,707	\$ 4,707	\$ -	
511-001	Alma d' arte Charter High School	Q22NV9GL3F19	\$ -	\$ 4,697	\$ 4,697	\$ 4,697	\$ 4,967	\$ (270)	
525-001	Amy Biehl Charter High School	F2F8MLNXXUC7	\$ -	\$ 9,050	\$ 9,050	\$ 9,050	\$ 9,050	\$ -	
520-001	ASK Academy (The)	GRJ6QZLK9EB8	\$ -	\$ 6,279	\$ 6,279	\$ 6,279	\$ 5,916	\$ 363	
512-001	Cesar Chavez Community School	M89CJESJ63K5	\$ -	\$ 7,529	\$ 7,529	\$ 7,529	\$ 7,529	\$ -	
502-001	Cottonwood Classical Preparatory School	YXXJL32HELD4	\$ -	\$ 15,136	\$ 15,136	\$ 15,136	\$ 15,136	\$ -	
562-001	Dzit Dit Lool School of Empowerment, Action and	CLKJX6XE5GM4	\$ -	\$ 1,212	\$ 1,212	\$ 1,212	\$ 1,212	\$ -	
567-001	Explore Academy	WEJ3ECHSP8D5	\$ -	\$ 11,581	\$ 11,581	\$ 11,581	\$ 9,401	\$ 2,180	
567-001	Las Montañas Charter School	FVMSKPN75P27	\$ -	\$ 7,233	\$ 7,233	\$ 7,233	\$ 7,233	\$ -	
501-001	Media Arts Collaborative Charter School	FGDRPNXN8UQ7	\$ -	\$ 4,252	\$ 4,252	\$ 4,252	\$ 4,252	\$ -	

EXHIBIT C (24174 / 24177 - FINAL FY23-24)




NEW MEXICO

Public Education Department

PERKINS BASIC (24174 / 24177) FINAL AWARD FY23-24

OBMS ENTITY CODE	LOCAL EDUCATION AGENCY	UEI #	FY23-23 CARRYOVER	Amount of federal funds obligated by this sub-ward to subrecipient		Total amount of federal funds obligated to subrecipient including current financial obligation	Total amount of the federal award committed to subrecipient	FY23-24 APPROVED BUDGET	TOTAL AMOUNT TO BAR
				FY23-24 FINAL ALLOCATION	FY23-23 CARRYOVER & FY23-24 FINAL ALLOCATION				
542-001	Mission Achievement and Success Charter Sch	HVRF8K3J5R8	\$ -	\$ 12,288	\$ 12,288	\$ 12,288	\$ 12,288	\$ 12,288	\$ -
564-001	Monte del Sol Charter School	JLOB06Z2S93	\$ -	\$ 6,730	\$ 6,730	\$ 6,730	\$ 6,730	\$ 5,516	\$ 1,214
549-001	New America School of Las Cruces	FMP4UNL0U286	\$ -	\$ 5,480	\$ 5,480	\$ 5,480	\$ 5,480	\$ 5,480	\$ -
509-001	New Mexico School for the Arts	H9E9JBL5MM5	\$ -	\$ 9,809	\$ 9,809	\$ 9,809	\$ 9,809	\$ 7,927	\$ 1,882
005-020	Pecos Cyber Academy	MN8HKMOTJLH3	\$ -	\$ 21,572	\$ 21,572	\$ 21,572	\$ 21,572	\$ 21,572	\$ -
505-001	School of Dreams Academy	XS13KKJ34R86	\$ -	\$ 7,160	\$ 7,160	\$ 7,160	\$ 7,160	\$ 7,160	\$ -
544-001	Southwest Aeronautics, Mathematics, and Scie	E21FVZNRUR5	\$ -	\$ 7,061	\$ 7,061	\$ 7,061	\$ 7,061	\$ 7,061	\$ -
531-001	Southwest Secondary Learning Center	J8MCWUYXXV7	\$ -	\$ 5,810	\$ 5,810	\$ 5,810	\$ 5,810	\$ 5,734	\$ 76
510-001	Taos Academy	LBW4T1KCJ2Y8	\$ -	\$ 8,750	\$ 8,750	\$ 8,750	\$ 8,750	\$ 8,750	\$ -
518-001	Tierra Adentro	RSNKMW6NWL23	\$ -	\$ 4,625	\$ 4,625	\$ 4,625	\$ 4,625	\$ 4,447	\$ 178
POSTSECONDARY INSTITUTIONS									
861-001	Central NM CC	EN21ZJ5CXAF8	\$ -	\$ 1,878,801	\$ 1,878,801	\$ 1,878,801	\$ 1,878,801	\$ 1,500,661	\$ 378,140
862-001	Clovis Community College	LKBKFK6R2G47	\$ -	\$ 469,197	\$ 469,197	\$ 469,197	\$ 469,197	\$ 397,486	\$ 71,711
851-001	Eastern NM University Roswell	PKL1FC1XLJP6	\$ -	\$ 184,190	\$ 184,190	\$ 184,190	\$ 184,190	\$ 147,119	\$ 37,071
852-001	Eastern NM University Ruidoso	L4MNR8BR9YW7	\$ -	\$ 60,858	\$ 60,858	\$ 60,858	\$ 60,858	\$ 52,529	\$ 8,329
864-001	Mesalands Technical College	C19DL3LXLW4S5	\$ -	\$ 30,045	\$ 30,045	\$ 30,045	\$ 30,045	\$ 25,738	\$ 4,307
855-001	NMSU Dona Ana Community College	YGLJYPWTVOCC9	\$ -	\$ 663,279	\$ 663,279	\$ 663,279	\$ 663,279	\$ 568,190	\$ 95,089
866-001	Northern New Mexico College	MEF6LAVR9E54	\$ -	\$ 160,676	\$ 160,676	\$ 160,676	\$ 160,676	\$ 137,641	\$ 23,035
867-001	San Juan College	R8MXJRCRVG9	\$ -	\$ 537,220	\$ 537,220	\$ 537,220	\$ 537,220	\$ 460,203	\$ 77,017
869-001	Santa Fe Community College	GBSJMTLL4M58	\$ -	\$ 176,352	\$ 176,352	\$ 176,352	\$ 176,352	\$ 151,070	\$ 25,282
857-001	UNM Gallup	GJAZU37H5D35	\$ -	\$ 133,570	\$ 133,570	\$ 133,570	\$ 133,570	\$ -	\$ 133,570

EXHIBIT C (24174 / 24177 - FINAL FY23-24)



NEW MEXICO

Public Education Department

PERKINS BASIC (24174 / 24177) FINAL AWARD FY23-24

OBMS ENTITY CODE	LOCAL EDUCATION AGENCY	UIE #	FY23-23 CARRYOVER	Amount of federal funds obligated by this sub-award to subrecipient		Total amount of federal funds obligated to subrecipient including current financial obligation		Total amount of the federal award committed to subrecipient	FY23-24 APPROVED BUDGET	TOTAL AMOUNT TO BAR
				FY23-24 FINAL ALLOCATION	FY23-24 FINAL ALLOCATION	FY23-23 CARRYOVER & FY23-24 FINAL ALLOCATION	TOTAL AWARD TO SUBRECIPIENT			
858-001	UNM Taos	FSNYUL3BKIX5	\$ -	\$ 52,252	\$ 52,252	\$ 52,252	\$ 52,252	\$ 52,252	\$ -	\$ 52,252
860-001	UNM Valencia	EGSCGHQJUCS3	\$ -	\$ 101,239	\$ 101,239	\$ 101,239	\$ 101,239	\$ 86,725	\$ 86,725	\$ 14,514
850-001	Western NM University	VRBCEWA54AK5	\$ -	\$ 174,719	\$ 174,719	\$ 174,719	\$ 174,719	\$ 149,671	\$ 149,671	\$ 25,048
990-000	RURAL EDUCATION COOPERATIVES									
REC 2		POGJTSEJL9X3	\$ -	\$ 51,094	\$ 51,094	\$ 51,094	\$ 51,094	\$ 49,765	\$ 49,765	\$ 1,329
	GRAND TOTAL		\$ -	\$ 8,789,835	\$ 8,789,835	\$ 8,789,835	\$ 8,789,835	\$ 7,573,062	\$ 7,573,062	\$ 1,222,507

Must submit backup for all BARs, except transfers of funds for SEG or direct grants

**STATE OF NEW MEXICO
PUBLIC EDUCATION DEPARTMENT
300 Don Gaspar Santa Fe, NM 87501-2786
Budget Adjustment Request**

Doc. ID: 033-000-2324-0026-1
Fund Type: Flowthrough

Adjustment Type: Increase

Fiscal Year: 2023-2024

Entity Name: Hobbs Municipal Schools

Adjustment Changes Intent/Scope of Program Yes or No?: No

Contact: Kerri Gray, Hobbs - Finance Director

Total Approved Budget (Flowthrough):

Phone: 575-433-0100

Email: grayk@hobbsschools.net

FLOWTHROUGH ONLY	Budget Period: 07/01/2023	To: 06/30/2024
A. Approved Carryover:		
B. Total Current Year Allocation:		
D. Total Funding Available:		

Revenue 24154.0000.44500 \$115,364

Fund	Function	Object	Program	Location	Job Class	Present Budget	Adj Amt Exp	Adj Budget	ADD'L FTE
24154	2200 Support Services-Instruction	53330 Professional Development	0000 No Program	033000 HOBBS DISTRICT OFF	0000 No Job Class		\$115,364	\$115,364	
Sub Total							\$115,364		
Indirect Cost									
DOC. TOTAL							\$115,364		

Justification:
per award letter

Compliance with Sections 10-15-1 and 22-8-12, NMSA, 1978 Compilation:

A. The requested budget/changes were authorized at a scheduled Board of Education or Governance Council meeting open to the public on:

B. Justification for the transfer: Explanation such as "underbudgeted", "insufficient budget", or "needed to close out Project" ARE NOT ACCEPTABLE. Attach additional sheets if necessary.

ALL TRANSFER BARS MUST NET OUT TO ZERO ON THE DOC. TOTAL LINE.

Approvals by Digital Signature		
<u>Name</u>	<u>Role</u>	<u>Date</u>
Kerri Gray	Business Manager	2/12/2024 4:19:24 PM



STATE OF NEW MEXICO
PUBLIC EDUCATION DEPARTMENT
300 DON GASPAR AVE.
SANTA FE, NEW MEXICO 87501-2786
Telephone (505) 827-5800
www.ped.state.nm.us

ARSENIO ROMERO, PH.D.
SECRETARY OF EDUCATION

MICHELLE LUJAN GRISHAM
GOVERNOR

February 2, 2024

MEMORANDUM

TO: Superintendents and Charter School Leaders

FROM: Amanda DeBell, Deputy Secretary, Teaching Learning & Assessment

RE: USDE Title II, Part A, Teacher and Principal Training & Recruiting Fund (24154) Carryover and Planning Award FY23-24

The New Mexico Public Education Department (PED) has granted its planning FY23-24 subawards, carryover and/or other additional distribution for funding through Title II, Part A, Teacher and Principal Training & Recruiting Fund (24154).

In accordance with federal regulations at 2 C.F.R. § 200.332(a), please note the following federal award identification information specific to this sub-award. All local educational agencies (LEAs) receiving this subaward through PED, as listed on Exhibit B, are subrecipients of the following federal funding:

Subrecipient's name	See Exhibit B
Subrecipient's UEI number	See Exhibit B
Federal Award Identification Number (FAIN)	S367A210030 - 21A S367A220030 - 22A S367A230030 - 23B
Federal award date	a) 07/01/2021* b) 07/01/2022 c) 07/01/2023
Subaward period of performance start and end dates	a) 07/01/2021 - 09/30/2022* b) 07/01/2022 - 09/30/2023 c) 07/01/2023 - 09/30/2024
Amount of federal funds obligated by this subaward to subrecipient	See Exhibit B

Total amount of federal funds obligated to subrecipient including current financial obligation	See Exhibit B
Total amount of the federal award committed to subrecipient	See Exhibit B
Federal award project description, as required to be responsive to the Federal Funding Accountability and Transparency Act (FFATA)	Improving Teacher Quality Grants – State Educational Agencies (SEAs)
Federal awarding agency	United States Department of Education
Contact information for awarding official	Adam Schott, Acting Assistant Secretary 400 Maryland Ave., SW Washington, DC 20202 (202) 453-5563
CFDA number and name	84.367A Title II, Part A, Teacher and Principal Training & Recruiting Fund
Research and development (R&D) award (Yes/No)	No
Indirect cost rate for federal award	https://webnew.ped.state.nm.us/bureaus/administrative-services/accounting/

*On August 14, 2023, USDE granted PED a GEPA waiver to extend the period of availability of FY2021 funds for programs in which the State participates under its approved consolidated ESEA State plan until September 30, 2024.

The following requirements apply to this sub-award:

- 2 C.F.R. Part 200: Uniform Administrative Requirements, Cost Principles, and Audit Requirements for Federal Awards¹
- 2 C.F.R. Part 3474: Uniform Administrative Requirements, Cost Principles, and Audit Requirements for Federal Awards
- 2 C.F.R. Part 3485: Non-procurement Debarment and Suspension

Reporting Requirements:

Please review Exhibit B and submit a BAR through OBMS for the appropriate amount.

Fund Code	24154
Object Code	44500

¹ The regulations at 2 C.F.R. Part 200 are located online at: http://www.ecfr.gov/cgi-bin/text-idx?tpl=/ecfrbrowse/ttitle02/2cfr200_main_02.tpl.

Reporting Requirements (continued)

Please adhere to the following timelines required for obligation, liquidation, and RfR submission:

Obligation:

BAR Submission Due Date in OBMS	March 4, 2024
Documentation Needed for BAR in OBMS	Copy of this memo (including Exhibit B)

Expenditure (liquidation):

Fiscal Year	FY 23-24
Expenditure Due Date (to include current fiscal year and prior year carryover amounts)	September 30, 2024

Additional Requirements:

- Pursuant to NMSA 6-5-3, the **appropriate fund** shall be **encumbered prior to the issuance of vouchers or purchase orders** or the engagement of **contracts**.

Indirect Cost Rate:

As required by 2 C.F.R. § 200.332(a) (1) (xiv), PED recognizes the indirect cost rate between PED and public school districts and state charter schools as calculated by PED and located on the PED website: <https://webnew.ped.state.nm.us/bureaus/administrative-services/accounting/>

Access to Records and Financial Statements:

In addition, pursuant to 2 C.F.R. § 200.332(a)(5), all sub-recipients as identified in Exhibit B, attached to this sub-award, must permit PED and auditors access to records and financial statements as necessary.

Closeout Procedures:

Fiscal Year	FY 23-24
Final Day to Submit RfRs	July 7, 2024


Contact Information:

Program Name, Contact Name, Email and Phone Number	Educator Growth and Development, Birgit Maurer, birgit.maurer@ped.nm.gov , (505) 490-2852
--	---

To reach the Fiscal Grants Management Bureau, please contact Valerie Padilla, valerie.padilla@ped.nm.gov at (505) 827-7353.

Enclosures (1): Exhibit B

EXHIBIT B (24154 - Carryover and Planning FY23-24)



NEW MEXICO

Public Education Department

USDE - Elementary & Secondary Education Act / Title II, Part A (24154) Carryover and PLANNING AWARD FY23-24

OBMS ENTITY CODE	LOCAL EDUCATION AGENCY	UEI #	Amount of federal funds obligated by this sub-award to subrecipient		Total amount of federal funds obligated to subrecipient including current financial obligation		Total amount of the federal award committed to subrecipient	FY23-24 APPROVED BUDGET	TOTAL AMOUNT TO BEAR
			FY 20-21, FY21-22, FY22-23 CARRYOVER	FY23-24 PLANNING ALLOCATION	FY20-21, FY21-22, FY22-23 CARRYOVER & FY23-24 PLANNING ALLOCATION	TOTAL AWARD TO SUBRECIPIENT			
46	Alamogordo Public Schools	DGD9RLTTLRN5	\$ 374,838	\$ 289,495	\$ 664,332.32	\$ 664,332	\$ 289,495	\$ 374,837	
1	Albuquerque Public Schools	RHSNF9USGLJ5	\$ 2,960,047	\$ 3,284,465	\$ 6,244,511.76	\$ 6,244,512	\$ 5,949,435	\$ 295,077	
30	Animas Public Schools	GHDFJ5EYDGH4	\$ 15,105	\$ 5,763	\$ 20,868.37	\$ 20,868	\$ 5,763	\$ 15,105	
22	Artesia Public Schools	R163HN37CQB4	\$ 68,446	\$ 123,179	\$ 191,625.19	\$ 191,625	\$ 167,080	\$ 24,545	
64	Aztec Municipal Schools	CJ25J5KMWLJ5	\$ 159,487	\$ 156,020	\$ 315,507.06	\$ 315,507	\$ 238,703	\$ 75,804	
87	Belen Consolidated Schools	GPVFNCO5CAW7	\$ 138,491	\$ 189,791	\$ 328,282.60	\$ 328,283	\$ 189,791	\$ 138,492	
61	Bernalillo Public Schools	QJQLCD232KM5	\$ 123,827	\$ 153,232	\$ 277,059.92	\$ 277,059	\$ 153,232	\$ 123,827	
66	Bloomfield Schools	YRPHM8YCN495	\$ 174,516	\$ 185,564	\$ 360,080.09	\$ 360,080	\$ 496,404	\$ (136,324)	
40	Capitan Municipal Schools	PL4MS28VCSM6	\$ 52,456	\$ 22,825	\$ 75,281.10	\$ 75,281	\$ 22,825	\$ 52,456	
20	Carlsbad Municipal Schools	FLH1JLF6JLJ3	\$ 43,470	\$ 201,299	\$ 244,768.92	\$ 244,769	\$ 213,250	\$ 31,519	
37	Carrazo Municipal Schools	EU8CHANW6677	\$ 7,016	\$ 14,444	\$ 21,459.56	\$ 21,460	\$ 14,444	\$ 7,016	
67	Central Consolidated Schools	CXQZVRZCFCF41	\$ 300,850	\$ 379,588	\$ 680,437.98	\$ 680,438	\$ 379,588	\$ 300,850	
53	Charma Valley Independent Schools	PGGMA8XAW583	\$ 35,586	\$ 17,323	\$ 52,909.04	\$ 52,909	\$ 17,323	\$ 35,586	
8	Cimarron Municipal Schools	CE7CGVFWJM9	\$ 14,725	\$ 13,532	\$ 28,257.69	\$ 28,258	\$ 13,532	\$ 14,726	
84	Clayton Municipal Schools	SKJGSP19K1B3	\$ 55,498	\$ 26,857	\$ 82,354.97	\$ 82,355	\$ 26,857	\$ 55,498	
48	Cloudcroft Municipal Schools	UA44RH8EGOH5	\$ 10,123	\$ 16,069	\$ 26,192.38	\$ 26,192	\$ 17,305	\$ 8,887	
12	Clovie Municipal Schools	RHLXA1JJC994	\$ 306,316	\$ 322,532	\$ 628,848.02	\$ 628,848	\$ 634,104	\$ (5,256)	
24	Cobre Consolidated Schools	N276L1YAZL51	\$ 61,096	\$ 47,316	\$ 108,412.18	\$ 108,412	\$ 80,000	\$ 28,412	
38	Corona Public Schools	NUSZM4TL9AN7	\$ 2,972	\$ 2,848	\$ 5,820.79	\$ 5,821	\$ 3,348	\$ 2,473	
62	Cuba Independent Schools	MGPNE9CQBLN8	\$ 120,582	\$ 65,331	\$ 185,913.61	\$ 185,914	\$ 65,331	\$ 120,583	
42	Deming Public Schools	XPL2VUTAG733	\$ 190,887	\$ 289,619	\$ 480,506.63	\$ 480,507	\$ 289,619	\$ 190,887	
85	Des Moines Municipal Schools	D9TGEADT49F6	\$ 3,053	\$ 2,371	\$ 5,423.93	\$ 5,424	\$ 2,765	\$ 2,659	
6	Dexter Consolidated Schools	VWVAJALJXRK6	\$ 85,429	\$ 37,703	\$ 123,132.33	\$ 123,132	\$ 37,702	\$ 85,430	
60	Dora Consolidated Schools	LADBKDFNDG3	\$ 7,947	\$ 4,383	\$ 12,329.58	\$ 12,330	\$ 4,383	\$ 7,947	
54	Duice Independent Schools	PO2EJ5GKVRW3	\$ 45,429	\$ 37,941	\$ 83,370.24	\$ 83,370	\$ 37,942	\$ 45,428	
58	Eilda Municipal Schools	ZF7WQK38CB25	\$ 727	\$ 2,435	\$ 3,161.90	\$ 3,162	\$ 2,435	\$ 727	
55	Espanola Public Schools	UMKFJY7V6FX4	\$ 365,220	\$ 248,738	\$ 613,957.97	\$ 613,958	\$ 587,439	\$ 26,519	
80	Estancia Municipal Schools	F5TEJUE2R44N4	\$ 4,308	\$ 31,292	\$ 35,600.45	\$ 35,600	\$ 31,292	\$ 4,308	
32	Eunice Public Schools (REC 7)	S64LAENRKJQ1	\$ 51,371	\$ 22,283	\$ 73,653.82	\$ 73,654	\$ -	\$ 73,654	

EXHIBIT B (24154 - Carryover and Planning FY23-24)

NEW MEXICO

Public Education Department



USDE - Elementary & Secondary Education Act / Title II, Part A (24154) Carryover and PLANNING AWARD FY23-24

OBAMS ENTITY CODE	LOCAL EDUCATION AGENCY	UEI #	FY 20-21, FY21-22, FY23-23 CARRYOVER	FY23-24 PLANNING ALLOCATION	FY20-21, FY21-22, FY23-23 CARRYOVER & FY23-24 PLANNING ALLOCATION	TOTAL AWARD TO SUBRECIPIENT	FY23-24 APPROVED BUDGET	TOTAL AMOUNT TO BAR
65	Farmington Municipal Schools	FR3XUV5ARB1	359,251 \$	490,092 \$	849,343.04 \$	849,343 \$	626,343 \$	223,000 \$
59	Floyd Municipal Schools	J53KLI5TD502	2,482 \$	3,101 \$	5,583.29 \$	5,583 \$	8,137 \$	(2,554) \$
16	Fort Sumner Municipal Schools	N6DACN8B35X6	166 \$	14,173 \$	14,339.81 \$	14,340 \$	14,442 \$	(102) \$
19	Gadsden Independent Schools	HMOPCBFP4P49	411,885 \$	851,241 \$	1,263,125.52 \$	1,263,126 \$	851,240 \$	411,886 \$
43	Gallup-McKinley County Schools	MZC8M49RJKA8	93,817 \$	875,887 \$	969,703.90 \$	969,704 \$	875,887 \$	93,817 \$
15	Grady Municipal Schools	TDGPD88NKC19	4,738 \$	1,989 \$	6,726.11 \$	6,726 \$	1,989 \$	4,738 \$
88	Grants/Cibola County Schools	D05UMG72D8C5	88,122 \$	257,108 \$	345,229.72 \$	345,230 \$	289,299 \$	55,931 \$
5	Hagerman Municipal Schools	EVJ9VYLPD0G	8,233 \$	19,148 \$	27,380.83 \$	27,381 \$	19,277 \$	8,104 \$
18	Hatch Valley Public Schools	KZCMLFLXJUK3	24,778 \$	68,943 \$	93,720.37 \$	93,720 \$	90,292 \$	3,428 \$
33	Hobbs Municipal Schools	FL57DGM1H1N9	115,365 \$	318,542 \$	433,906.39 \$	433,906 \$	318,542 \$	115,364 \$
39	Hondo Valley Public Schools	CMA5DCM321H3	5,676 \$	5,585 \$	11,261.61 \$	11,262 \$	5,585 \$	5,676 \$
50	House Municipal Schools	J83MHA9F8WM7	92 \$	1,388 \$	1,480.06 \$	1,480 \$	1,388 \$	92 \$
34	Jal Public Schools (REC 7)	K842RZ09ME69	38,128 \$	16,588 \$	54,696.35 \$	54,696 \$	- \$	54,696 \$
56	Jemez Mountain Public Schools	DBKRZ22WNGH9	26,528 \$	15,384 \$	41,912.01 \$	41,912 \$	23,985 \$	17,927 \$
63	Jemez Valley Public Schools	ZYDETXYRGNUI	57,696 \$	26,883 \$	84,378.42 \$	84,378 \$	26,683 \$	57,696 \$
7	Lake Arthur Municipal Schools	EHEPNH14MBU3	13,283 \$	6,283 \$	19,545.78 \$	19,546 \$	13,562 \$	5,984 \$
17	Las Cruces Public Schools	CB8MX1JKLLO8	543,157 \$	1,041,749 \$	1,584,906.42 \$	1,584,906 \$	1,041,749 \$	543,157 \$
69	Las Vegas City Public Schools	LIB22YDH1H8	122,920 \$	78,665 \$	201,585.88 \$	201,586 \$	78,665 \$	122,920 \$
51	Logan Municipal Schools	VAREH4LEW0FA	8,493 \$	8,462 \$	16,954.93 \$	16,955 \$	14,752 \$	2,203 \$
29	Lordsburg Municipal Schools	HMT7BSWJXWTM5	19,115 \$	27,473 \$	46,588.18 \$	46,588 \$	27,473 \$	19,115 \$
41	Los Alamos Public Schools	PJQFVJPMW9R7	22,038 \$	39,827 \$	61,865.32 \$	61,865 \$	39,827 \$	22,038 \$
86	Los Lunas Public Schools	C3KJUREOYJ4	311,835 \$	323,586 \$	635,421.08 \$	635,421 \$	428,406 \$	206,015 \$
31	Madrigal Municipal Schools	TNOXBNI89AZ3	21,818 \$	9,950 \$	31,767.73 \$	31,768 \$	9,950 \$	21,818 \$
21	Loving Municipal Schools	C8WUOGRGJF8	155,195 \$	104,481 \$	259,676.13 \$	259,676 \$	104,481 \$	155,195 \$
75	Madriena Municipal Schools	GARZANNVORFC4	87,913 \$	45,470 \$	133,382.32 \$	133,382 \$	127,489 \$	5,894 \$
11	Maxwell Municipal Schools	ZM4APJBB8A13	1,618 \$	1,918 \$	3,535.67 \$	3,536 \$	1,918 \$	1,618 \$
14	Meirose Municipal Schools	FELYMPSDDE5	5,177 \$	5,659 \$	10,835.46 \$	10,835 \$	12,418 \$	(1,582) \$
78	Mesa Vista Consolidated Schools	XV58NTBZLER3	831 \$	14,421 \$	15,251.56 \$	15,252 \$	14,421 \$	831 \$
44	Mora Independent Schools	CO1ZKEK129M5	15,329 \$	20,267 \$	35,596.03 \$	35,596 \$	20,267 \$	15,329 \$

EXHIBIT B (24154 - Carryover and Planning FY23-24)

NEW MEXICO

Public Education Department

USDE - Elementary & Secondary Education Act / Title II, Part A (24154) Carryover and PLANNING AWARD FY23-24

OBMS ENTITY CODE	LOCAL EDUCATION AGENCY	UEI #	FY 20-21, FY21-22, FY22-23 CARRYOVER	FY23-24 PLANNING ALLOCATION	FY20-21, FY21-22, FY22-23 CARRYOVER & FY23-24 PLANNING ALLOCATION	TOTAL AWARD TO SUBRECIPIENT	FY23-24 APPROVED BUDGET	TOTAL AMOUNT TO BAR
				Amount of federal funds obligated by this sub-award to subrecipient	Total amount of federal funds obligated to subrecipient including current financial obligation	Total amount of the federal award committed to subrecipient		
81	Morarty-Edgewood School District	MKL6AMGVS96	105,170	113,212	218,382.28	218,382	113,212	105,170
28	Mosquero Municipal Schools	WMMWVZFL6HL4	1,451	952	2,402.97	2,403	1,451	952
82	Mountainair Public Schools	L652ZDKDZLD1	34,897	11,350	46,247.38	46,247	39,218	7,029
70	Pecos Independent School District	WYK6NKR1HZB1	45,934	19,576	65,510.65	65,511	19,577	45,934
77	Petasco Independent Schools	LYBRHC93LV66	14,107	22,429	36,536.10	36,536	40,117	(3,581)
72	Pojoaque Valley Public Schools	PSKAYKRRHMB5	85,262	54,312	139,573.80	139,574	161,919	(22,345)
57	Portales Municipal Schools	PHAUQDZDFU1	325	130,733	131,058.26	131,058	130,733	325
3	Quemado Independent Schools	RSJPSF9DWWJ3	5,045	10,379	15,424.44	15,424	10,379	5,045
9	Raton Public Schools	MNNVYK9YTD66	43,820	19,970	63,790.02	63,790	19,970	43,820
2	Reserve Independent Schools	NMX9DKXL73N9	9,924	47,963	57,887.80	57,888	47,963	9,925
83	Rio Rancho Public Schools	HLMCBLZY6MY5	190,604	396,330	586,934.26	586,934	661,446	(74,512)
4	Roswell Independent Schools	MAHBL9WCZYJ9	407,892	509,276	917,168.29	917,168	679,548	237,620
27	Roy Municipal Schools	LHIQPPABYJN6	2,417	1,507	3,923.70	3,924	3,994	(70)
36	Ruidoso Municipal Schools	SL6WEK736S11	46,829	97,195	144,024.40	144,024	144,024	0
71	Santa Fe Public Schools	HLOPGBVT3LD3	7,434	3,393	10,827.61	10,827	3,293	7,534
25	Santa Rosa Consolidated Schools	ZCP4AULV5HA3	8,652	33,289	42,140.45	42,140	33,289	8,852
23	Silver Consolidated School District	VLMFMX65N1J4	37,534	124,946	162,479.39	162,479	124,945	37,534
74	Socorro Consolidated Schools	WKADYTEP9Q85	161,269	104,587	265,856.20	265,856	104,587	161,269
10	Springer Municipal Schools	QJ1W6GZWCNB7	19,610	8,046	27,656.37	27,656	8,046	19,610
76	Taos Municipal Schools	GXFHLVAG5D56	122,258	109,758	232,016.41	232,016	109,758	122,258
35	Tatum Municipal Schools (REC 7)	H8DJFPRKE1	19,460	8,430	27,890.49	27,890	27,549	27,890
13	Texco Municipal Schools	HGBBHDCZKHV3	12,159	17,152	29,311.52	29,312	27,549	1,763
73	Truth or Consequences Municipal Schools	LMLLWCKJMP3	161,140	75,275	236,415.28	236,415	75,275	161,140
49	Tucuman Public Schools	EHWCVKKVPAD5	54,118	67,072	121,190.04	121,190	67,072	54,118
47	Tularosa Municipal Schools	NPPJJDJMK3	73,386	77,942	151,327.87	151,328	109,724	41,604
26	Vaughn Municipal Schools	DJZAM1963WZ4	15,788	5,073	20,860.24	20,860	5,073	15,788
45	Wagon Mound Public Schools	GLY9SSWB74A3	12,381	4,820	17,400.79	17,401	4,820	12,581

EXHIBIT B (24154 - Carryover and Planning FY23-24)

NEW MEXICO

Public Education Department

USDE - Elementary & Secondary Education Act / Title II, Part A (24154) Carryover and PLANNING AWARD FY23-24

OBMS ENTITY CODE	LOCAL EDUCATION AGENCY	UEI #	FY 20-21, FY21-22, FY22-23 CARRYOVER	FY23-24 PLANNING ALLOCATION	FY20-21, FY21-22, FY22-23 CARRYOVER & FY23-24 PLANNING ALLOCATION	TOTAL AWARD TO SUBRECIPIENT	FY23-24 APPROVED BUDGET	TOTAL AMOUNT TO BAR
68	West Las Vegas Public Schools	JLANMKASDLS69	18,352 \$	74,424 \$	92,775.41 \$	92,775 \$	74,423 \$	18,352
89	Zuni Public School District	XU9NS37898M4	44,896 \$	102,259 \$	147,154.91 \$	147,155 \$	102,259 \$	44,896
STATE CHARTERS								
580-001	21st Century Public Academy	TMYSQTLRRRV1	8,960 \$	15,000 \$	23,960.78 \$	23,961 \$	15,000 \$	8,960
579-001	ACES Technical Charter School	CVFEQ5WQZEV7	10,707 \$	9,524 \$	20,231.11 \$	20,231 \$	9,524 \$	10,707
528-001	Albuquerque Bilingual Academy	N1YCEGJGSJ89	42,879 \$	20,431 \$	63,310.37 \$	63,310 \$	20,431 \$	42,879
574-001	Albuquerque Collegiate Charter School	CH65KADW1N29	13,581 \$	9,959 \$	23,540.29 \$	23,540 \$	15,334 \$	8,206
524-001	AIMS @ UNM	JES8YALUGH55	6,901 \$	4,190 \$	11,090.77 \$	11,091 \$	- \$	11,091
516-001	Albuquerque School of Excellence	K2PVAF1FMK27	8,668 \$	37,236 \$	45,904.57 \$	45,905 \$	37,236 \$	8,668
517-001	Albuquerque Sign Language Academy (The)	Q1S5EMNSTVE7	11,458 \$	5,852 \$	17,309.65 \$	17,310 \$	5,852 \$	11,458
532-001	Aldo Leopold High School	U72RT1D298F4	4,652 \$	6,243 \$	10,894.80 \$	10,895 \$	6,243 \$	4,652
511-001	Alma d' arte Charter High School	Q22WV9GLJF19	10,721 \$	5,143 \$	15,863.78 \$	15,864 \$	5,143 \$	10,721
575-001	Altura Preparatory School	JDPMEJPNHJV1	7,931 \$	3,808 \$	11,538.54 \$	11,539 \$	3,808 \$	7,931
525-001	Amy Biehl Charter High School	F2I9M1NUXUC7	5,704 \$	7,385 \$	13,088.73 \$	13,089 \$	7,385 \$	5,704
520-001	ASK Academy (The)	GRJ6QZLK9EK8	18,723 \$	11,146 \$	29,869.74 \$	29,870 \$	24,079 \$	5,790
512-001	Cesar Chavez Community School	MB9CJESJ6K95	13,939 \$	5,093 \$	19,031.81 \$	19,032 \$	6,225 \$	12,807
562-001	Dzil Dit Lool School of Empowerment, Action and Perseverance	CLKJXKESGM4	6,583 \$	3,002 \$	9,584.57 \$	9,585 \$	3,002 \$	6,583
550-001	Estancia Valley Classical Academy	RARRGGEJ327	6,162 \$	16,049 \$	22,210.18 \$	22,210 \$	16,049 \$	6,162
581-001	Explore Academy	WEJ3ECH5P8D5	0 \$	22,932 \$	22,932.48 \$	22,932 \$	22,932 \$	0
581-001	Explore Academy - Las Cruces	C4AKEVECEHT7	9,441 \$	8,139 \$	17,579.87 \$	17,580 \$	8,139 \$	9,441
503-001	Horizon Academy West	KWJ7Z9KPUW3	8,168 \$	16,595 \$	24,762.75 \$	24,763 \$	16,595 \$	8,168
573-001	Hózhó Academy	ZP2TF8PAKI48	17,330 \$	28,874 \$	43,204.32 \$	43,204 \$	25,874 \$	17,330
535-001	J. Paul Taylor Academy	SF24Z81T6J31	5,091 \$	6,161 \$	11,251.65 \$	11,252 \$	6,161 \$	5,091
560-001	La Academia Dolores Huerta	LDXMIL97LK*1	1,845 \$	3,427 \$	5,272.09 \$	5,272 \$	3,427 \$	1,845
567-001	Las Montañas Charters Huerta	FWL5KPN75P27	14,742 \$	6,260 \$	21,002.99 \$	21,002 \$	6,260 \$	14,742
519-001	MASTERS Program (The)	FD3DS6MZQZ3	6,237 \$	6,001 \$	12,238.05 \$	12,238 \$	6,000 \$	6,238
547-001	McCurdy Charter School	M9X9GNJN85	34,306 \$	26,770 \$	61,076.73 \$	61,077 \$	26,770 \$	34,307
501-001	Media Arts Collaborative Charter School	FGDRPNXN8UQ7	659 \$	7,155 \$	7,814.56 \$	7,815 \$	7,155 \$	659
578-001	Middle College High School	LYCS2WXPFO3	10,278 \$	5,086 \$	15,364.56 \$	15,365 \$	5,086 \$	10,278

EXHIBIT B (24154 - Carryover and Planning FY23-24)


NEW MEXICO

Public Education Department

USDE - Elementary & Secondary Education Act / Title II, Part A (24154) Carryover and PLANNING AWARD FY23-24

OBAMS ENTITY CODE	LOCAL EDUCATION AGENCY	UEI #	FY 20-21, FY21-22, FY22-23 CARRYOVER	FY23-24 PLANNING ALLOCATION	FY20-21, FY21-22, FY23-24 CARRYOVER & FY23-24 PLANNING ALLOCATION	TOTAL AWARD TO SUBRECIPIENT	FY23-24 APPROVED BUDGET	TOTAL AMOUNT TO GAR
542-001	Mission Achievement and Success Charter School	HVFRS8K3J5R8	\$ 25,431	\$ 119,276	\$ 144,707	\$ 144,707	\$ 119,276	\$ 25,431
544-001	Monte del Sol Charter School	JL0BB06ZS93	\$ 9,830	\$ 12,105	\$ 21,935	\$ 21,935	\$ 20,209	\$ 1,726
529-001	Montessori Elementary School (The)	R31LVW4EY7G2	\$ 22,477	\$ 10,542	\$ 33,018	\$ 33,018	\$	\$ 33,018
549-001	New America School of Las Cruces	FMP4JUNL0U296	\$ 9,912	\$ 5,832	\$ 15,744	\$ 15,744	\$ 5,832	\$ 9,912
554-001	New Mexico Connections Academy	L9LTKFTYMM61	\$ 78,248	\$ 54,216	\$ 132,464	\$ 132,464	\$ 54,216	\$ 78,248
509-001	New Mexico School for the Arts	H9E9JUBL5MMS	\$ 7,222	\$ 5,387	\$ 12,609	\$ 12,609	\$ 11,351	\$ 1,258
504-001	North Valley Academy	ST3GNJUU3JVS	\$ 2,232	\$ 16,178	\$ 18,409	\$ 18,410	\$ 16,177	\$ 2,233
005-020	Pecos Cyber Academy	MBHKKMOTJLH3	\$ 20,333	\$ 59,492	\$ 79,825	\$ 79,825	\$ 59,492	\$ 20,333
577-001	Raices del Saber Xinachtli Community School	GJ9WCNDXZJAG	\$ 11,864	\$ 5,896	\$ 17,760	\$ 17,760	\$ 5,896	\$ 11,864
539-001	Red River Valley Charter School	V3BNPXYUEP94	\$ 10,014	\$ 3,058	\$ 13,072	\$ 13,072	\$ 7,135	\$ 5,937
583-001	Rio Grande Academy of Fine Arts	LYOAXV8VCNLS	\$ 5,762	\$ 5,224	\$ 10,986	\$ 10,986	\$ 5,224	\$ 5,762
570-001	Roots and Wings Community School	CPW0DBX87R7S5	\$ 1	\$ 6,540	\$ 6,541	\$ 6,541	\$ 3,640	\$ 1
563-001	Sandoval Academy of Bilingual Education	XS13KKL34R86	\$ 497	\$ 6,453	\$ 6,949	\$ 6,949	\$ 6,452	\$ 497
505-001	School of Dreams Academy	KFYJG4KZMCM4	\$ 50,015	\$ 25,255	\$ 75,269	\$ 75,269	\$ 25,255	\$ 50,015
568-001	Six Directions Indigenous Charter School	Z81STNXG9567	\$ 3,834	\$ 4,066	\$ 7,900	\$ 7,900	\$ 4,066	\$ 3,834
576-001	Solare Collegiate Charter School	WKLRO6WJFU05	\$ 23,604	\$ 15,018	\$ 38,622	\$ 38,622	\$ 15,018	\$ 23,604
515-001	South Valley Preparatory School	E21FYZNRJURS	\$ 24,458	\$ 12,805	\$ 36,462	\$ 36,462	\$ 12,804	\$ 24,458
544-001	Southwest Aeronautics, Mathematics, and Science Academy	UDDKJCVZYZ44	\$ 15,545	\$ 7,885	\$ 23,430	\$ 23,430	\$ 7,885	\$ 15,545
530-001	Southwest Preparatory Learning Center	J8MCWVYXXVXN7	\$ 6,911	\$ 5,929	\$ 12,840	\$ 12,840	\$ 5,929	\$ 6,911
531-001	Southwest Secondary Learning Center	LBWATKJCJ2Y8	\$ 6,737	\$ 4,411	\$ 11,147	\$ 11,147	\$ 4,411	\$ 6,736
510-001	Taos Academy	URPKZ3ZCGOQ9	\$ 8,912	\$ 13,162	\$ 22,074	\$ 22,074	\$ 13,162	\$ 8,912
521-001	Taos Integrated School of the Arts	CTGXNKKED05J4	\$ 15,464	\$ 13,961	\$ 29,425	\$ 29,425	\$ 13,961	\$ 15,464
555-001	Taos International Charter School	SS8MMTX80VE1	\$ 9,636	\$ 14,494	\$ 24,120	\$ 24,120	\$ 14,484	\$ 9,636
582-001	GREAT Academy (The)	DIAXD1JVGDN6	\$ 12,863	\$ 7,402	\$ 20,065	\$ 20,066	\$ 7,402	\$ 12,664
536-001	THRIVE Community School	R8NKKM6NNWJZ3	\$ 4,174	\$ 3,794	\$ 7,957	\$ 7,958	\$ 3,784	\$ 4,174
518-001	Tierra Adentro	KRK78W94TUM4	\$ 13,501	\$ 10,230	\$ 23,730	\$ 23,731	\$ 10,230	\$ 13,501
565-001	Tierra Encantada Charter School	JTKOPYL6M2K9	\$ 2,411	\$ 10,682	\$ 13,093	\$ 13,093	\$ 10,800	\$ 2,293
566-001	Turquoise Trail Charter School	HW3EPIK6QFF3	\$ 15,716	\$ 26,336	\$ 42,051	\$ 42,052	\$ 26,336	\$ 15,716
76555012	Vista Grande High School		\$ 6,366	\$ 5,772	\$ 12,137	\$ 12,137	\$ 5,772	\$ 6,366

EXHIBIT B (24154 - Carryover and Planning FY23-24)



USDE - Elementary & Secondary Education Act / Title II, Part A (24154) Carryover and PLANNING AWARD FY23-24

OBMS ENTITY CODE	LOCAL EDUCATION AGENCY	UEI #	FY 20-21, FY21-22, FY22-23 CARRYOVER	FY23-24 PLANNING ALLOCATION	Total amount of federal funds obligated to this sub-award by this sub-recipient	Total amount of federal funds obligated to sub-recipient including current financial obligation	Total amount of the federal award committed to sub-recipient	FY23-24 APPROVED BUDGET	TOTAL AMOUNT TO BAR
552-001	Walatowa High Charter School	JJDLVLMJVK7	\$ 6,670	\$ 3,472	\$ 10,142.26	\$ 10,142	\$ 3,472	\$ 3,472	\$ 6,670
RURAL EDUCATION COOPERATIVES									
995-000	REC 7 (includes amounts for Eunice, Jal, Tatum)	J158BUP57EE1	\$ 112,829	\$ 47,282	\$ 159,911.11	\$ 159,911	\$ 98,410	\$ 98,410	\$ 61,501
	GRAND TOTAL		\$ 11,202,466	\$ 14,436,116	\$ 25,638,573	\$ 25,638,573	\$ 19,575,102	\$ 19,575,102	\$ 6,063,471

Must submit backup for all BARs, except transfers of funds for SEG or direct grants

STATE OF NEW MEXICO
PUBLIC EDUCATION DEPARTMENT
 300 Don Gaspar Santa Fe, NM 87501-2786
Budget Adjustment Request

Doc. ID: 033-000-2324-0027-D
 Fund Type: Flowthrough

Adjustment Type: Decrease

Fiscal Year: 2023-2024

Entity Name: Hobbs Municipal Schools

Adjustment Changes Intent/Scope of Program Yes or No?: No

Contact: Kerri Gray, Hobbs - Finance Director

Total Approved Budget (Flowthrough):

Phone: 575-433-0100

Email: grayk@hobbsschools.net

FLOWTHROUGH ONLY	Budget Period: 07/01/2023	To: 06/30/2024
A. Approved Carryover:		
B. Total Current Year Allocation:		
D. Total Funding Available:		

Revenue 24330.0000.44500 (\$875,987)

Fund	Function	Object	Program	Location	Job Class	Present Budget	Adj Amt Exp	Adj Budget	ADD'L FTE
24330 ARP ESSER III	1000 Instruction	57331 Fixed Assets (more than \$5,000)	1010 Regular Education (PreK-12) Programs	033000 HOBBS DISTRICT OFF	0000 No Job Class	\$3,028,476	(\$875,987)	\$2,152,489	
Sub Total							(\$875,987)		
Indirect Cost									
DOC. TOTAL							(\$875,987)		

Justification:
 per award letter

Compliance with Sections 10-15-1 and 22-8-12, NMSA, 1978 Compilation:

A. The requested budget/changes were authorized at a scheduled Board of Education or Governance Council meeting open to the public on:

B. Justification for the transfer: Explanation such as "underbudgeted", "insufficient budget", or "needed to close out Project" ARE NOT ACCEPTABLE. Attach additional sheets if necessary.

ALL TRANSFER BARS MUST NET OUT TO ZERO ON THE DOC. TOTAL LINE.




STATE OF NEW MEXICO
PUBLIC EDUCATION DEPARTMENT
300 DON GASPAR AVE.
SANTA FE, NEW MEXICO 87501-2786
Telephone (505) 827-5800
www.ped.state.nm.us

ARSENIO ROMERO, Ph.D.
SECRETARY OF EDUCATION

MICHELLE LUJAN GRISHAM
GOVERNOR

January 22, 2024

MEMORANDUM

TO: Superintendents, Charter Leaders, and Business Managers
FROM: Dr. Candice Castillo, Deputy Cabinet Secretary ^{ds}
RE: American Rescue Plan - Elementary and Secondary School Emergency Relief Fund (ARP-ESSER) Federal Sub-award, ARP ESSER III (24330) Final Award and Carryover

The New Mexico Public Education Department (PED) has granted its final FY23-24 subawards for funding through the ARP ESSER III (24330), to help schools to return safely to in-person instruction, maximize in-person instructional time, sustain the safe operation of schools, and address the academic, social, emotional, and mental health impacts of the COVID-19 Pandemic on New Mexico's students.

In accordance with federal regulations at 2 C.F.R. § 200.332(a), please note the following federal award identification information specific to this subaward. All local educational agencies (LEAs) receiving this subaward through PED, as listed on Exhibit C, are subrecipients of the following federal funding:

Subrecipient's name	See Exhibit C
Subrecipient's UEI number	See Exhibit C
Federal Award Identification Number (FAIN)	S425U210023
Federal award date	03/24/2021
Subaward period of performance start and end dates	03/21/2021-09/30/2023

Subaward budget period start and end date	03/24/2021-09/30/2023
Amount of federal funds obligated by this subaward to subrecipient	See Exhibit C
Total amount of federal funds obligated to subrecipient including current financial obligation	See Exhibit C
Total amount of the federal award committed to subrecipient	See Exhibit C
Federal award project description, as required to be responsive to the Federal Funding Accountability and Transparency Act (FFATA)	American Rescue Plan - Elementary and Secondary Schools Emergency Relief Fund (ARP-ESSER)
Federal awarding agency	United States Department of Education
Contact information for awarding official of the Pass-through entity	Adam Schott, Acting Assistant Secretary 400 Maryland Ave., SW Washington, D.C. 20202 (202) 401-0113
Assistance Listings Number (ALN) and name (formerly known as the CFDA number)	84.425 Education Stabilization Fund
Research and development (R&D) award (Yes/No)	No
Indirect cost rate for federal award	https://webnew.ped.state.nm.us/bureaus/administrative-services/accounting/

The following requirements apply to this sub-award:

- 2 C.F.R. Part 200: Uniform Administrative Requirements, Cost Principles, and Audit Requirements for Federal Awards¹
- 2 C.F.R. Part 3474: Uniform Administrative Requirements, Cost Principles, and Audit Requirements for Federal Awards
- 2 C.F.R. Part 3485: Non-procurement Debarment and Suspension

¹ The regulations at 2 C.F.R. Part 200 are located online at: http://www.ecfr.gov/cgi-bin/text-idx?tpl=/ecfrbrowse/ttitle02/2cfr200_main_02.tpl.

Reporting Requirements:

Please review Exhibit C, and submit a BAR through OBMS for the appropriate amount.

Fund Code	24330
Object Code	44500

Reporting Requirements (continued)

Please adhere to the following timelines required for obligation, liquidation and RfR submission:

Obligation:

BAR Submission Due Date in OBMS	February 28, 2024
Documentation Needed for BAR in OBMS	Copy of this letter (including Exhibit C)

Expenditure (liquidation):

Fiscal Year	FY 23-24
Expenditure Due Date (to include current fiscal year and prior year carryover amounts)	September 30, 2024

Additional Requirements:

- Pursuant to NMSA 6-5-3, the **appropriate fund** shall be **encumbered prior to the issuance of vouchers or purchase orders** or the engagement of **contracts**.
- The funding for this award must be used to address the impact that the Novel Coronavirus Disease 2019 (COVID-19) has had, and continues to have, on its elementary and secondary schools.

Indirect Cost Rate:

As required by 2 C.F.R. § 200.332(a) (1) (xiv), PED recognizes the indirect cost rate between PED and public school districts and state charter schools as calculated by PED and located on the PED website: <https://webnew.ped.state.nm.us/bureaus/administrative-services/accounting/>

Access to Records and Financial Statements:

In addition, pursuant to 2 C.F.R. § 200.332(a)(5), all subrecipients as identified in Exhibit C, attached to this sub-award, must permit PED and auditors access to records and financial statements as necessary.

Closeout Procedures:

Fiscal Year	FY 23-24
Final Day to Submit RfRs	July 7, 2024

Contact Information:

Program Name, Contact Name, Email and Phone Number	Student, School and Family Support Bureau, Kirsi Laine, kirsi.laine@ped.nm.gov , (505) 467-9985
---	--

To reach the Fiscal Grants Management Bureau, please contact Valerie Padilla,
valerie.padilla@ped.nm.gov, (505) 827-7353.

Enclosures (1): Exhibit C

EXHIBIT C (24330 - FINAL FY23-24)

NEW MEXICO

Public Education Department

USDE - American Rescue Plan Act, ESSER III (24330) FINAL AWARD FY23-24

OBRS ENTITY CODE	LOCAL EDUCATION AGENCY	UES #	FY23-23 CARETAKER	FY23-24 FINAL ALLOCATION	FY23-25 CARETAKER & FY23-24 FINAL ALLOCATION	TOTAL AWARD TO SUBRECIPIENT	FY23-24 APPROVED BUDGET	FY23-23 EXPENDITURES	TOTAL AMOUNT TO BAR	Amount of federal funds obligated by this sub-award to subrecipient		Total amount of federal funds obligated to subrecipient including current financial obligation		Total amount of the federal award committed to subrecipient	
46	Alamogordo Public Schools	DSDRLLTTRMS	\$ 8,951,246	\$ -	\$ 8,951,245.80	\$ 13,971,615	\$ 9,777,910	\$ 5,020,369	\$ (826,664)						
1	Albuquerque Public Schools	RHSNF9JSGJUS	\$ 171,361,432	\$ -	\$ 171,361,432.16	\$ 242,163,693	\$ 204,735,817	\$ 70,802,261	\$ (33,374,385)						
30	Animas Public Schools	GHDJSEJVGJH4	\$ 511,848	\$ -	\$ 511,847.91	\$ 511,848	\$ 511,848	\$ -	\$ (0)						
22	Artesia Public Schools	RHSJHJN3CQD4	\$ 2,108,461	\$ -	\$ 2,108,460.67	\$ 5,420,063	\$ 1,934,320	\$ 3,311,582	\$ (1,416)						
64	Aztec Municipal Schools	CJZSJ8KVVJL5	\$ 1,789,947	\$ -	\$ 1,789,946.88	\$ 3,476,801	\$ 1,064,357	\$ 1,898,894	\$ 725,990						
87	Belen Consolidated Schools	GFVFNCGSCAV7	\$ 5,309,072	\$ -	\$ 5,309,072.11	\$ 10,003,682	\$ 4,881,000	\$ 4,894,610	\$ 428,072						
61	Bernalillo Public Schools	OJQLCDZ32KMS	\$ 4,830,217	\$ -	\$ 4,830,216.69	\$ 6,823,267	\$ 5,011,224	\$ 1,993,050	\$ (181,007)						
66	Bloomfield Schools	YRPHH8YCM465	\$ 4,787,138	\$ -	\$ 4,787,137.86	\$ 6,809,165	\$ 3,309,659	\$ 2,022,027	\$ 1,477,479						
40	Capitan Municipal Schools	PLAMS28VC5M6	\$ 980,870	\$ -	\$ 980,869.67	\$ 1,621,502	\$ 785,451	\$ 640,632	\$ 195,419						
20	Carlsbad Municipal Schools	FLH1LFLJL3	\$ 5,575,576	\$ -	\$ 5,575,575.81	\$ 8,806,493	\$ 4,616,576	\$ 3,230,917	\$ 959,000						
37	Carriazo Municipal Schools	EURCHANNW6877	\$ 497,632	\$ -	\$ 497,632.04	\$ 785,858	\$ 722,677	\$ 288,226	\$ (225,045)						
67	Central Consolidated Schools	CKQZVRZCCF41	\$ 15,890,290	\$ -	\$ 15,890,279.95	\$ 22,138,216	\$ 18,817,484	\$ 6,247,936	\$ (2,927,204)						
53	Charma Valley Independent Schools	PGGMA8YAV593	\$ 226,650	\$ -	\$ 226,650.11	\$ 675,188	\$ 207,187	\$ 448,538	\$ 19,463						
8	Cimarron Municipal Schools	CE7GJFVWJLMB	\$ 413,350	\$ -	\$ 413,350.12	\$ 946,874	\$ 419,212	\$ 533,523	\$ (5,962)						
64	Clayton Municipal Schools	SKJGSP79K1B3	\$ 852,894	\$ -	\$ 852,893.73	\$ 1,305,043	\$ 898,000	\$ 283,209	\$ (45,166)						
48	Claycroft Municipal Schools	U444RH8EGQHS	\$ 266,316	\$ -	\$ 266,315.89	\$ 1,205,603	\$ 348,647	\$ 1,039,287	\$ (642,479)						
12	Clovis Municipal Schools	RHLXA1JC994	\$ 9,457,521	\$ -	\$ 9,457,521.07	\$ 17,291,786	\$ 10,000,000	\$ 7,894,265	\$ (52,303)						
24	Cobre Consolidated Schools	N276L1YAZL51	\$ 1,748,078	\$ -	\$ 1,748,078.98	\$ 3,128,789	\$ 227,797	\$ 1,390,710	\$ 1,520,282						
38	Corona Public Schools	N8ZM4T19AN7	\$ 94,778	\$ -	\$ 94,778.21	\$ 94,778	\$ -	\$ -	\$ 94,778						
62	Cuba Independent Schools	M6PNEQCBLNB	\$ 1,987,776	\$ -	\$ 1,987,775.79	\$ 5,319,597	\$ 1,847,000	\$ 3,331,822	\$ 140,776						
42	Denning Public Schools	XP2VUJAG733	\$ 17,424,627	\$ -	\$ 17,424,627.22	\$ 21,863,687	\$ 10,998,282	\$ 4,439,060	\$ 6,428,345						
65	Des Moines Municipal Schools	XPLGE4DT49F6	\$ 127,282	\$ -	\$ 127,281.72	\$ 232,931	\$ 127,282	\$ 105,669	\$ (0)						
60	Dexter Consolidated Schools	VVWVAJALJXR16	\$ 614,291	\$ -	\$ 614,291.09	\$ 1,526,115	\$ 815,885	\$ 911,824	\$ (201,594)						
54	Dodge Independent Schools	LADKDHFNDD3	\$ 86,405	\$ -	\$ 86,404.87	\$ 237,998	\$ 64,878	\$ 151,593	\$ 1,627						
36	Edida Municipal Schools	POZEFJGAVRW3	\$ 2,007,739	\$ -	\$ 2,007,739.36	\$ 2,158,403	\$ 2,008,519	\$ 86,677	\$ 1,220						
55	Espanola Public Schools	ZFYWOK36C825	\$ 992	\$ -	\$ 991.51	\$ 89,668	\$ 2,902	\$ 86,677	\$ (1,910)						
80	Estancia Municipal Schools	UMWFJYV6FX4	\$ 12,663,293	\$ -	\$ 12,663,292.75	\$ 12,882,243	\$ 12,882,243	\$ 188,950	\$ (189,950)						
32	Eunice Public Schools	FSTUEEPR4M4	\$ 295,523	\$ -	\$ 295,523.31	\$ 1,373,660	\$ 294,553	\$ 1,078,136	\$ 970						
65	Farmington Municipal Schools	564LAEKRLC1	\$ 637,369	\$ -	\$ 637,367.74	\$ 1,384,553	\$ 572,446	\$ 757,165	\$ 64,922						
59	Floyd Municipal Schools	FJKJUNVX5AR81	\$ 13,654,046	\$ -	\$ 13,654,046.34	\$ 19,967,055	\$ 14,509,539	\$ 6,313,038	\$ (1,265,493)						
		J53KJL51D502	\$ 225,146	\$ -	\$ 225,146.47	\$ 227,765	\$ 225,452	\$ 2,818	\$ (306)						

EXHIBIT C (24330 - FINAL FY23-24)

NEW MEXICO

Public Education Department

USDE - American Rescue Plan Act, ESSER III (24330) FINAL AWARD FY23-24

OBRS ENTITY CODE	LOCAL EDUCATION AGENCY	UEI #	FY23-23 CARETOWER	FY23-24 FINAL ALLOCATION	FY23-23 CARETOWER & FY23-24 FINAL ALLOCATION	TOTAL AWARD TO SUBRECIPIENT	FY23-24 APPROVED BUDGET	FY23-23 EXPENDITURES	TOTAL AMOUNT TO PAID
16	Fort Sumner Municipal Schools	NE04C0NB83516	\$ 522,044	\$ -	\$ 522,044.26	\$ 1,042,349	\$ 664,996	\$ 520,305	\$ (142,952)
19	Gadsden Independent Schools	HM0P0PFPARA9	\$ 43,937,149	\$ -	\$ 43,937,149.44	\$ 70,715,272	\$ 49,367,327	\$ 26,538,122	\$ (5,430,179)
43	Gallup-Mckinley County Schools	MZC0N09RJK48	\$ 25,593,747	\$ -	\$ 25,593,747.33	\$ 66,745,059	\$ 34,367,544	\$ 41,151,311	\$ (8,773,797)
15	Grady Municipal Schools	TG0P083NKC19	\$ 3	\$ -	\$ 3.31	\$ 10,607	\$ 3	\$ 10,604	\$ -
88	Grant/Cibola County Schools	DO05JMG729065	\$ 3,106,183	\$ -	\$ 3,106,182.73	\$ 14,820,129	\$ 4,000,000	\$ 11,714,946	\$ (894,817)
5	Hagerman Municipal Schools	EY0V0Y1P0G3	\$ 615,624	\$ -	\$ 615,624.30	\$ 876,168	\$ 576,870	\$ 260,544	\$ 38,654
18	Hatch Valley Public Schools	FZC0MLFLXUK3	\$ 2,723,965	\$ -	\$ 2,723,964.99	\$ 5,844,940	\$ 2,879,241	\$ 3,120,975	\$ (155,276)
33	Hobbs Municipal Schools	FL157D5XMH19	\$ 2,683,725	\$ -	\$ 2,683,725.14	\$ 18,619,986	\$ 3,559,712	\$ 15,936,271	\$ (875,987)
39	Hondo Valley Public Schools	QMA0SDCM321H3	\$ 54,325	\$ -	\$ 54,325.32	\$ 342,198	\$ 8,417	\$ 287,873	\$ 45,908
34	Jali Public Schools	KB42RZC9M669	\$ 398,178	\$ -	\$ 398,177.96	\$ 639,826	\$ 386,850	\$ 241,649	\$ 11,328
56	Jemez Mountain Public Schools	08KRZ272VWNG19	\$ 1,141,284	\$ -	\$ 1,141,283.72	\$ 1,331,821	\$ 437,343	\$ 190,557	\$ 703,921
63	Jemez Valley Public Schools	ZYDETYXGJL11	\$ 1,023,540	\$ -	\$ 1,023,539.66	\$ 1,133,433	\$ 950,153	\$ 109,893	\$ 73,386
7	Lake Arthur Municipal Schools	EHE0NH14M813	\$ 9,905	\$ -	\$ 9,904.82	\$ 260,586	\$ 9,905	\$ 250,681	\$ (9)
17	Las Cruces Public Schools	GB0MKTJLCL08	\$ 49,718,491	\$ -	\$ 49,718,490.60	\$ 67,364,050	\$ 30,000,000	\$ 17,645,569	\$ 19,718,491
68	Las Vegas City Public Schools	L182ZY0H1H6	\$ 1,736,655	\$ -	\$ 1,736,655.16	\$ 4,355,252	\$ 1,770,936	\$ 2,616,597	\$ (34,281)
51	Logan Municipal Schools	VAF0HLL0M0F4	\$ 163,462	\$ -	\$ 163,461.81	\$ 302,817	\$ 115,000	\$ 139,355	\$ 48,462
29	Lordsburg Municipal Schools	HM7BSWJXV7TMS	\$ 1,065,967	\$ -	\$ 1,065,966.84	\$ 1,836,900	\$ 1,007,000	\$ 770,933	\$ 58,967
41	Los Alamos Public Schools	PJ0RFWJPMV9R7	\$ 112,949	\$ -	\$ 112,949.44	\$ 354,899	\$ 112,949	\$ 241,740	\$ (0)
86	Los Lunas Public Schools	C9K9JMR0VGL4	\$ 11,799,497	\$ -	\$ 11,799,497.46	\$ 15,076,765	\$ 12,149,463	\$ 3,277,268	\$ (349,969)
21	Loving Municipal Schools	TNOX0BN1K8A23	\$ 420,702	\$ -	\$ 420,702.30	\$ 579,818	\$ 439,693	\$ 159,116	\$ (19,591)
31	Lovington Municipal Schools	CBW10G08RGLF8	\$ 1,138,560	\$ -	\$ 1,138,560.22	\$ 4,691,231	\$ 1,166,629	\$ 3,452,671	\$ (29,069)
75	Magdalena Municipal Schools	GAR2VWVGRFCA	\$ 915,858	\$ -	\$ 915,858.01	\$ 2,670,655	\$ 719,592	\$ 1,754,797	\$ 196,266
11	Maxwell Municipal Schools	Z44AP1P88A13	\$ 87,332	\$ -	\$ 87,331.93	\$ 185,403	\$ 96,069	\$ 98,071	\$ (8,237)
14	Melrose Municipal Schools	FELVW0G50K63	\$ 57,670	\$ -	\$ 57,669.98	\$ 278,789	\$ 58,000	\$ 221,100	\$ (330)
78	Mesa Vista Consolidated Schools	XV95N1BZLE1R3	\$ 579,559	\$ -	\$ 579,559.69	\$ 1,007,661	\$ 578,502	\$ 428,102	\$ (721)
44	Mora Independent Schools	CO1ZK6IC29W5	\$ 675,966	\$ -	\$ 675,966.24	\$ 964,071	\$ 676,687	\$ 288,105	\$ (721)
81	Mortuary-Edgewood School District	MKLEAMG0SV95	\$ 3,785,801	\$ -	\$ 3,785,800.77	\$ 5,181,377	\$ 4,378,534	\$ 1,395,576	\$ (692,233)
82	Mountainair Public Schools	LE692ZK0ZLD1	\$ 905,751	\$ -	\$ 905,750.74	\$ 1,827,011	\$ 905,046	\$ 621,260	\$ 705
70	Pecos Independent School District	WYK0NKF1H781	\$ 936,802	\$ -	\$ 936,802.62	\$ 1,394,354	\$ 1,122,298	\$ 437,551	\$ (165,935)
77	Petalisco Independent Schools	L18FHC831V06	\$ 1,259,184	\$ -	\$ 1,259,183.96	\$ 1,600,486	\$ 1,025,192	\$ 341,302	\$ 233,992
72	Popaque Valley Public Schools	P9AKVKKRHM85	\$ 2,229,070	\$ -	\$ 2,229,070.11	\$ 2,349,630	\$ 2,150,727	\$ 120,560	\$ 78,343

EXHIBIT C (24330 - FINAL FY23-24)



NEW MEXICO

Public Education Department

USDE - American Rescue Plan Act_ESSER III (24330) FINAL AWARD FY23-24

OBAS ENTITY CODE	LOCAL EDUCATION AGENCY	UEI #	FY23-23 CARRYSOVER	FY23-24 FINAL ALLOCATION	FY23-23 CARRYSOVER & FY23-24 FINAL ALLOCATION	TOTAL AWARD TO SUBRECIPIENT	FY23-24 APPROVED BUDGET	FY23-23 EXPENDITURES	TOTAL AMOUNT TO BAR	Amount of federal funds obligated by this sub-award to subrecipient		Total amount of federal funds obligated to subrecipient including current financial obligation		Total amount of the federal award committed to subrecipient	
57	Portales Municipal Schools	PHAUQDZ28FU1	\$ 4,508,792	\$ -	\$ 4,508,791.78	\$ 8,134,761	\$ 4,712,566	\$ 3,525,969	\$ (103,774)						
3	Quemado Independent Schools	RSJPSF90WYD3	\$ 585,070	\$ -	\$ 585,070.08	\$ 1,152,369	\$ 1,053,918	\$ 567,299	\$ (468,749)						
79	Quessa Independent Schools	MANNNK9YTD66	\$ 751,473	\$ -	\$ 751,472.61	\$ 1,278,645	\$ 753,523	\$ 527,173	\$ (2,050)						
9	Raton Public Schools	NMX9DXKLT3M9	\$ 1,690,627	\$ -	\$ 1,690,627.30	\$ 2,383,061	\$ 1,634,439	\$ 692,434	\$ 56,188						
2	Reserve Independent Schools	PHSRMVAEG479	\$ 300,534	\$ -	\$ 300,533.63	\$ 575,418	\$ 300,751	\$ 274,885	\$ (217)						
83	Rio Rancho Public Schools	HLKMCBLZ76M75	\$ 7,009,076	\$ -	\$ 7,009,075.81	\$ 16,692,093	\$ 9,493,042	\$ 9,693,017	\$ (2,493,966)						
4	Roswell Independent Schools	MAHBL9WC2YJ9	\$ 15,447,738	\$ -	\$ 15,447,738.39	\$ 23,979,594	\$ 16,571,596	\$ 6,531,835	\$ (1,123,859)						
27	Roy Municipal Schools	LHODPP8BYJ46	\$ 8,822	\$ -	\$ 8,822.27	\$ 8,822	\$ -	\$ -	\$ 8,822						
36	Ruidoso Municipal Schools	SL9MEK736S11	\$ 3,224,052	\$ -	\$ 3,224,052.35	\$ 4,094,195	\$ 2,946,644	\$ 870,142	\$ 277,408						
52	San Jon Municipal Schools	HLQFGBV73LD3	\$ 167,640	\$ -	\$ 167,639.65	\$ 226,416	\$ 196,505	\$ 58,777	\$ (18,665)						
71	Santa Fe Public Schools	MGFPHU7UFLC4	\$ 8,459,381	\$ -	\$ 8,459,381.39	\$ 21,065,782	\$ 8,271,477	\$ 12,606,421	\$ 187,894						
25	Santa Rosa Consolidated Schools	ZCPALULV5H43	\$ 943,526	\$ -	\$ 943,525.62	\$ 1,581,216	\$ 968,327	\$ 637,690	\$ (24,902)						
23	Silver Consolidated School District	VLMFRX6SNM44	\$ 5,540,282	\$ -	\$ 5,540,282.23	\$ 7,221,289	\$ 4,200,000	\$ 1,681,027	\$ 1,340,262						
74	Socorro Consolidated Schools	VWYADVTEP005	\$ 3,607,241	\$ -	\$ 3,607,240.82	\$ 7,061,209	\$ 3,928,256	\$ 3,453,968	\$ (22,015)						
10	Springer Municipal Schools	QJ1WV6ZWM0NB7	\$ 291,620	\$ -	\$ 291,619.74	\$ 474,849	\$ 293,855	\$ 183,229	\$ (2,235)						
76	Taos Municipal Schools	GAFMLNVA3C056	\$ 4,054,643	\$ -	\$ 4,054,643.03	\$ 7,645,805	\$ 4,314,830	\$ 3,591,162	\$ (280,187)						
35	Tatum Municipal Schools	H8DJFPKR7E1	\$ 126,480	\$ -	\$ 126,480.31	\$ 449,474	\$ 129,718	\$ 332,994	\$ (3,289)						
13	Texico Municipal Schools	HGB8HDCZNM73	\$ 482,894	\$ -	\$ 482,894.16	\$ 1,217,771	\$ 440,489	\$ 734,877	\$ 42,425						
73	Truth or Consequences Municipal Schools	LMJLWCKJMP3	\$ 3,881,963	\$ -	\$ 3,881,962.65	\$ 5,629,173	\$ 3,430,636	\$ 1,767,210	\$ 431,327						
49	Tucuman Public Schools	EHMWCVKKRPA05	\$ 2,340,093	\$ -	\$ 2,340,092.82	\$ 4,109,100	\$ 2,340,092	\$ 1,769,008	\$ 1						
47	Tularosa Municipal Schools	NPPJLQDMK3	\$ 2,239,501	\$ -	\$ 2,239,501.21	\$ 4,058,939	\$ 2,200,000	\$ 1,817,497	\$ 39,501						
26	Vaughn Municipal Schools	QJZAMJ963WZ4	\$ 148,333	\$ -	\$ 148,333.32	\$ 248,586	\$ 130,930	\$ 100,253	\$ 17,403						
45	Wagon Mound Public Schools	GLY9SSV87443	\$ 812,342	\$ -	\$ 812,341.96	\$ 912,717	\$ 710,857	\$ 100,375	\$ 101,465						
68	West Las Vegas Public Schools	JLAWMKYSDLE69	\$ 2,337,315	\$ -	\$ 2,337,314.88	\$ 6,785,308	\$ 2,273,363	\$ 4,447,993	\$ 63,952						
89	Zuni Public School District	XJ9MS57998M4	\$ 7,394,188	\$ -	\$ 7,394,187.67	\$ 8,120,131	\$ 7,294,160	\$ 725,943	\$ 110,028						
STATE CHARTERS															
5900-001	21st Century Public Academy	TMVYQJLRRBV1	\$ 378,784	\$ -	\$ 378,784.33	\$ 803,461	\$ 72,768	\$ 424,676	\$ 306,016						
579-001	ACES Technical Charter School	CVFEGGMOZ8V7	\$ -	\$ -	\$ -	\$ 172,985	\$ 9,985	\$ 172,985	\$ (9,985)						
528-001	Albuquerque Bilingual Academy	NTVCEGJGJ68	\$ 423,543	\$ -	\$ 423,542.95	\$ 1,348,446	\$ 336,037	\$ 925,903	\$ 87,566						
574-001	Albuquerque Collegiate Charter School	CH8SKADWYMN9	\$ 230,983	\$ -	\$ 230,983.44	\$ 537,944	\$ 238,667	\$ 306,980	\$ (8,704)						
524-001	AMS @ UNM	JESVYALJGH55	\$ 192,823	\$ -	\$ 192,823.31	\$ 233,341	\$ 195,836	\$ 40,518	\$ (3,013)						

EXHIBIT C (24330 - FINAL FY23-24)

NEW MEXICO

Public Education Department

USDE - American Rescue Plan Act, ESSER III (24330) FINAL AWARD FY23-24

OBIGS ENTITY CODE	LOCAL EDUCATION AGENCY	VE#	FY23 CARETAKER	FY23-24 FINAL ALLOCATION	FY23-23 CARETAKER & FY23-24 FINAL ALLOCATION	TOTAL AWARD TO SUBRECIPIENT	FY23-24 APPROVED BUDGET	FY23 EXPENDITURES	TOTAL AMOUNT TO BAR
516-001	Albuquerque School of Excellence	K2PRA1FMK27	\$ 1,795,974	\$ -	\$ 1,795,974.36	\$ 2,554,413	\$ 1,765,515	\$ 768,439	\$ 20,459
517-001	Albuquerque Sign Language Academy (The)	QTSSEMAN5VE4	\$ 210,175	\$ -	\$ 210,175.45	\$ 350,727	\$ 189,720	\$ 140,552	\$ 20,455
532-001	Aldo Leopold High School	U21R1D298F4	\$ 81,708	\$ -	\$ 81,707.81	\$ 362,361	\$ -	\$ 280,654	\$ 81,708
511-001	Alma d' arte Charter High School	Q22NV9GL3F19	\$ 82,541	\$ -	\$ 82,541.00	\$ 418,923	\$ 50,000	\$ 336,382	\$ 32,541
575-001	Allura Preparatory High School	JDPMEJPHHW11	\$ 135,291	\$ -	\$ 135,291.34	\$ 358,080	\$ 100,000	\$ 222,769	\$ 35,291
525-001	Amy Blah Charter High School	F2FBMLN1XUC7	\$ 271,491	\$ -	\$ 271,490.72	\$ 584,381	\$ 243,936	\$ 312,891	\$ 27,555
520-001	ASK Academy (The)	GLRQZL19XK8	\$ 29,033	\$ -	\$ 29,033.32	\$ 282,126	\$ 44,146	\$ 253,082	\$ (15,113)
512-001	Cesar Chavez Community School	M9RC4SEJ6K65	\$ 242,368	\$ -	\$ 242,367.64	\$ 707,140	\$ 237,622	\$ 464,772	\$ 4,746
562-001	Dzi Dii Lool School of Empowerment, Action and Perseverance	C1KJXK65G14	\$ 139,750	\$ -	\$ 139,749.87	\$ 245,599	\$ 66,077	\$ 105,839	\$ 73,873
556-001	Estancia Valley Classical Academy	RARRGAEJ327	\$ 284,983	\$ -	\$ 284,982.76	\$ 684,274	\$ -	\$ 399,292	\$ 284,983
557-001	Explore Academy	WEJRECHSP825	\$ -	\$ -	\$ -	\$ 1,046,724	\$ 280,632	\$ 1,046,724	\$ (280,632)
581-001	Explore Academy - Las Cruces	CAAREVECTH7	\$ 42,112	\$ -	\$ 42,112.35	\$ 220,200	\$ 42,112	\$ 178,088	\$ -
503-001	Horizon Academy West	KWJ1Z29KPVW3	\$ 232,212	\$ -	\$ 232,211.65	\$ 895,753	\$ 202,500	\$ 683,541	\$ 29,712
573-001	Hozhio Academy	ZP21FERAKL46	\$ 588,085	\$ -	\$ 588,085.26	\$ 1,530,663	\$ 568,064	\$ 962,598	\$ 1
535-001	J. Paul Taylor Academy	SF24Z81T6J31	\$ 89,263	\$ -	\$ 89,263.22	\$ 313,690	\$ 50,000	\$ 224,426	\$ 39,263
560-001	La Academia Doctores Huerta	LDXML197LNF1	\$ 60,655	\$ -	\$ 60,654.82	\$ 314,068	\$ 58,648	\$ 253,413	\$ 2,007
567-001	Las Montañas Charter School	FVLSKPN75P27	\$ 333,493	\$ -	\$ 333,493.18	\$ 635,146	\$ 420,447	\$ 301,652	\$ (86,954)
547-001	McCurdy Charter School	M8X9GNJUNB5	\$ 529,699	\$ -	\$ 529,698.99	\$ 988,242	\$ 525,595	\$ 458,543	\$ 4,114
501-001	Media Arts Collaborative Charter School	F6DRPNXNBUD7	\$ 202,843	\$ -	\$ 202,842.71	\$ 550,557	\$ 150,000	\$ 347,714	\$ 52,843
576-001	Middle College High School	L1YCF5WVXF03	\$ 82,000	\$ -	\$ 81,999.79	\$ 307,607	\$ 61,521	\$ 245,607	\$ 478
542-001	Mission Achievement and Success Charter School	HVRF5SRK3588	\$ 2,275,558	\$ -	\$ 2,275,558.10	\$ 6,915,508	\$ 2,000,000	\$ 4,639,950	\$ 275,558
584-001	Monte del Sol Charter School	JLOBB6ZZ593	\$ 154,340	\$ -	\$ 154,339.95	\$ 491,279	\$ 161,911	\$ 336,940	\$ (7,571)
529-001	Montessorri Elementary School (The)	R31L1VWKE7G2	\$ 43,708	\$ -	\$ 43,707.75	\$ 458,402	\$ 43,344	\$ 415,695	\$ 363
546-001	New America School of Las Cruces	FHP4UMLD1296	\$ 239,816	\$ -	\$ 239,816.11	\$ 410,750	\$ 223,432	\$ 170,934	\$ 16,384
554-001	New Mexico Connections Academy	L1LTKFTVMM61	\$ 1,158,784	\$ -	\$ 1,158,783.50	\$ 2,432,508	\$ 1,150,000	\$ 1,273,725	\$ 8,784
504-001	New Mexico School for the Arts	H8EJUB1SMM6	\$ 41,377	\$ -	\$ 41,377.26	\$ 207,698	\$ 34,950	\$ 166,321	\$ 6,427
577-001	Raises del Saber Kinachili Community School	S73GJULJ1JY5	\$ 554,033	\$ -	\$ 554,033.32	\$ 1,307,778	\$ 430,511	\$ 753,745	\$ 123,522
536-001	Red River Valley Charter School	UDCHKJ2HPP65	\$ 180,277	\$ -	\$ 180,277.20	\$ 322,605	\$ 178,871	\$ 142,327	\$ 1,406
570-001	Roads and Wings Community School	GL9WCNDX2LJ6	\$ 267,355	\$ -	\$ 267,354.60	\$ 345,557	\$ 280,255	\$ 78,202	\$ (12,900)
563-001	Sandoval Academy of Bilingual Education	L1YQAAVBYCNL5	\$ 107,119	\$ -	\$ 107,119.35	\$ 120,160	\$ 107,119	\$ 13,040	\$ 0
		CPWDBX87R735	\$ 140,488	\$ -	\$ 140,487.74	\$ 378,482	\$ 148,493	\$ 237,984	\$ (9,003)

EXHIBIT C (24330 - FINAL FY23-24)

NEW MEXICO

Public Education Department

USDE - American Rescue Plan Act ESSER III (24330) FINAL AWARD FY23-24

OBMS ENTRY CODE	LOCAL EDUCATION AGENCY	UEI #	FY23 CARRYOVER	FY23-24 FINAL ALLOCATION	FY23-24 CARRYOVER & FY23-24 FINAL ALLOCATION	TOTAL AWARD TO SUBSCRIPTION	FY23-24 APPROVED BUDGET	FY23 EXPENDITURES	TOTAL AMOUNT TO BAR	Amount of federal funds obligated by this sub-award to subscriber		Total amount of federal funds obligated to subscriber including current financial obligation		Total amount of the federal award committed to subscriber	
										FY23-24 FINAL ALLOCATION	FY23-24 CARRYOVER & FY23-24 FINAL ALLOCATION	TOTAL AWARD TO SUBSCRIPTION	FY23-24 APPROVED BUDGET	FY23 EXPENDITURES	TOTAL AMOUNT TO BAR
505-001	School of Dreams Academy	XS13AKCJ34F826	\$ 49	\$ -	\$ 49.37	\$ 910,661	\$ -	\$ 910,611	\$ 49	\$ -	\$ 910,611	\$ 910,611	\$ 910,611	\$ 910,611	\$ 910,611
566-001	Six Directions Indigenous Charter School	KFY1G4KZMCA	\$ 173,195	\$ -	\$ 173,195.49	\$ 287,318	\$ 172,161	\$ 114,122	\$ 1,034	\$ -	\$ 172,161	\$ 172,161	\$ 172,161	\$ 172,161	\$ 172,161
576-001	Solare Collegiate Charter School	ZB13TKXGPE67	\$ 970,266	\$ -	\$ 970,265.87	\$ 1,143,119	\$ 800,000	\$ 172,853	\$ 170,266	\$ -	\$ 800,000	\$ 800,000	\$ 800,000	\$ 800,000	\$ 800,000
515-001	South Valley Preparatory School	WKLRRQWJFU03	\$ 355,758	\$ -	\$ 355,758.56	\$ 704,277	\$ 342,853	\$ 348,519	\$ 12,905	\$ -	\$ 342,853	\$ 342,853	\$ 342,853	\$ 342,853	\$ 342,853
544-001	Southwest Aeronautics, Mathematics, and Science Academy	E21FVZNFYU5	\$ 140,655	\$ -	\$ 140,655.34	\$ 286,478	\$ 152,530	\$ 145,823	\$ 5,050	\$ -	\$ 140,655.34	\$ 140,655.34	\$ 140,655.34	\$ 140,655.34	\$ 140,655.34
530-001	Southwest Preparatory Learning Center	WDCJGVZYZ44	\$ 260,917	\$ -	\$ 260,917.24	\$ 490,654	\$ 255,867	\$ 229,736	\$ 13,897	\$ -	\$ 260,917.24	\$ 260,917.24	\$ 260,917.24	\$ 260,917.24	\$ 260,917.24
531-001	Southwest Secondary Learning Center	J8MCWUYYXVNT	\$ 143,697	\$ -	\$ 143,696.76	\$ 316,648	\$ 130,000	\$ 172,951	\$ 13,897	\$ -	\$ 143,696.76	\$ 143,696.76	\$ 143,696.76	\$ 143,696.76	\$ 143,696.76
519-001	Taos Academy	LBWMT1KICJY8	\$ 216,956	\$ -	\$ 216,955.92	\$ 414,719	\$ 215,939	\$ 197,763	\$ 1,017	\$ -	\$ 216,955.92	\$ 216,955.92	\$ 216,955.92	\$ 216,955.92	\$ 216,955.92
521-001	Taos Integrated School of the Arts	U2RKCZCGG0C9	\$ 426,703	\$ -	\$ 426,703.31	\$ 449,190	\$ 440,846	\$ 22,487	\$ (14,143)	\$ -	\$ 426,703.31	\$ 426,703.31	\$ 426,703.31	\$ 426,703.31	\$ 426,703.31
555-001	Taos International Charter School	C1GNKKECS14	\$ 402,993	\$ -	\$ 402,992.88	\$ 678,508	\$ 426,995	\$ 275,515	\$ (24,002)	\$ -	\$ 402,992.88	\$ 402,992.88	\$ 402,992.88	\$ 402,992.88	\$ 402,992.88
536-001	GREAT Academy (The)	SSAMMTXGQVE1	\$ 134,192	\$ -	\$ 134,192.04	\$ 432,699	\$ 131,410	\$ 298,507	\$ 2,782	\$ -	\$ 134,192.04	\$ 134,192.04	\$ 134,192.04	\$ 134,192.04	\$ 134,192.04
518-001	Tierra Adentro	RSBKAWBWNVZ3	\$ 223,699	\$ -	\$ 223,698.92	\$ 700,405	\$ 210,799	\$ 476,706	\$ 12,900	\$ -	\$ 223,698.92	\$ 223,698.92	\$ 223,698.92	\$ 223,698.92	\$ 223,698.92
565-001	Tierra Encantada Charter School	KRKTBW9QATUN4	\$ 51,388	\$ -	\$ 51,388.59	\$ 547,265	\$ 52,043	\$ 495,877	\$ (655)	\$ -	\$ 51,388.59	\$ 51,388.59	\$ 51,388.59	\$ 51,388.59	\$ 51,388.59
566-001	Turquoise Trail Charter School	7FKPYLEMKI9	\$ 288,499	\$ -	\$ 288,499.42	\$ 1,088,638	\$ 312,815	\$ 800,339	\$ (24,318)	\$ -	\$ 288,499.42	\$ 288,499.42	\$ 288,499.42	\$ 288,499.42	\$ 288,499.42
552-001	Watawga High Charter School	JLDVYLMIVK7	\$ 87,453	\$ -	\$ 87,453.00	\$ 110,487	\$ 86,640	\$ 23,034	\$ 813	\$ -	\$ 87,453.00	\$ 87,453.00	\$ 87,453.00	\$ 87,453.00	\$ 87,453.00
	GRAND TOTAL		\$ 536,878,295	\$ -	\$ 536,878,295	\$ 881,621,903	\$ 561,656,442	\$ 344,743,807	\$ (24,778,147)	\$ -	\$ 536,878,295	\$ 536,878,295	\$ 536,878,295	\$ 536,878,295	\$ 536,878,295

Must submit backup for all BARs, except transfers of funds for SEG or direct grants

STATE OF NEW MEXICO
PUBLIC EDUCATION DEPARTMENT
 300 Don Gaspar Santa Fe, NM 87501-2786
Budget Adjustment Request

Doc. ID: 033-000-2324-0028-1B
 Fund Type: Flowthrough
 Adjustment Type: Initial Budget

Fiscal Year: 2023-2024

Entity Name: Hobbs Municipal Schools
 Contact: Kerri Gray, Hobbs - Finance Director
 Phone: 575-433-0100
 Email: grayk@hobbsschools.net

Adjustment Changes Intent/Scope of Program Yes or No?: No

Total Approved Budget (Flowthrough):

FLOWTHROUGH ONLY	Budget Period: 07/01/2023	To: 06/30/2024
A. Approved Carryover:		
B. Total Current Year Allocation:		
D. Total Funding Available:		

Revenue 24160.0000.44500 \$275,636

Fund	Function	Object	Program	Location	Job Class	Present Budget	Adj Amt Exp	Adj Budget	ADD'L FTE
24160 Rural & Low-Income Schools	1000 Instruction	56118 General Supplies and Materials	1010 Regular Education (PreK-12) Programs	033000 HOBBS DISTRICT OFF	0000 No Job Class		\$275,636	\$275,636	
Sub Total							\$275,636		
Indirect Cost									
DOC. TOTAL							\$275,636		

Justification:
 Per award letter

Compliance with Sections 10-15-1 and 22-8-12, NMSA, 1978 Compilation:

A. The requested budget/changes were authorized at a scheduled Board of Education or Governance Council meeting open to the public on:

B. Justification for the transfer: Explanation such as "underbudgeted", "insufficient budget", or "needed to close out Project" ARE NOT ACCEPTABLE. Attach additional sheets if necessary.

ALL TRANSFER BARS MUST NET OUT TO ZERO ON THE DOC. TOTAL LINE.

Approvals by Digital Signature		
<u>Name</u>	<u>Role</u>	<u>Date</u>
Kerri Gray	Business Manager	2/12/2024 4:49:20 PM




STATE OF NEW MEXICO
PUBLIC EDUCATION DEPARTMENT
300 DON GASPAR AVE.
SANTA FE, NEW MEXICO 87501-2786
Telephone (505) 827-5800
www.ped.state.nm.us

ARSENIO ROMERO, Ph.D.
SECRETARY OF EDUCATION

MICHELLE LUJAN GRISHAM
GOVERNOR

January 22, 2024

MEMORANDUM

TO: Superintendents, Charter Leaders, and Business Managers
FROM: Dr. Candice Castillo, Deputy Cabinet Secretary 
RE: **Elementary and Secondary Education Act (ESEA) Federal Sub-award, Rural and Low-Income Schools Program (RLIS) (24160) Final Award and Carryover**

The New Mexico Public Education Department (PED) has granted its final FY23-24 subawards for funding through the ESEA RLIS Program (24160). In accordance with federal regulations at 2 C.F.R. § 200.332(a), please note the following federal award identification information specific to this sub-award. All local educational agencies (LEAs) receiving this sub-award through PED, as listed on Exhibit C, are sub-recipients of the following federal funding:

In accordance with federal regulations at 2 C.F.R. § 200.332(a), please note the following federal award identification information specific to this subaward. All local educational agencies (LEAs) receiving this subaward through PED, as listed on Exhibit C, are subrecipients of the following federal funding:

Subrecipient's name	See Exhibit C
Subrecipient's UEI number	See Exhibit C
Federal Award Identification Number (FAIN)	S358B210031 S358B220031 S358B230031
Federal award date	07/01/2021 07/01/2022 07/01/2023

Elementary and Secondary Education Act (ESEA) Federal Sub-award, Rural and Low-Income Schools Program
 (RLIS) (24160) Final Award and Carryover
 January 22, 2024
 Page 2 of 4

Subaward period of performance start and end dates	07/01/2021-09/30/2024* 07/01/2022-09/30/2024 07/01/2023-09/30/2025
Subaward budget period start and end date	07/01/2021-06/30/2024* 07/01/2022-06/30/2024 07/01/2023-06/30/2025

Amount of federal funds obligated by this subaward to subrecipient	See Exhibit C
Total amount of federal funds obligated to subrecipient including current financial obligation	See Exhibit C
Total amount of the federal award committed to subrecipient	See Exhibit C
Federal award project description, as required to be responsive to the Federal Funding Accountability and Transparency Act (FFATA)	Rural and Low-Income Schools
Federal awarding agency	United States Department of Education
Contact information for awarding official of the Pass-through entity	Jeff F. Lane, Acting Assistant Secretary 400 Maryland Ave., SW Washington, D.C. 20202 (202) 401-0113
Assistance Listings Number (ALN) and name (formerly known as the CFDA number)	84.358 Rural Education
Research and development (R&D) award (Yes/No)	No
Indirect cost rate for federal award	https://webnew.ped.state.nm.us/bureaus/administrative-services/accounting/

The following requirements apply to this sub-award:

- 2 C.F.R. Part 200: Uniform Administrative Requirements, Cost Principles, and Audit Requirements for Federal Awards¹
- 2 C.F.R. Part 3474: Uniform Administrative Requirements, Cost Principles, and Audit Requirements for Federal Awards

¹ The regulations at 2 C.F.R. Part 200 are located online at: http://www.ecfr.gov/cgi-bin/text-id?tpl=/ecfrbrowse/Title02/2cfr200_main_02.tpl.

- 2 C.F.R. Part 3485: Non-procurement Debarment and Suspension

Reporting Requirements:

Please review Exhibit C, and submit a BAR through OBMS for the appropriate amount.

Fund Code	24160
Object Code	44500

Reporting Requirements (continued)

Please adhere to the following timelines required for obligation, liquidation and RfR submission:

Obligation:

BAR Submission Due Date in OBMS	February 29, 2024
Documentation Needed for BAR in OBMS	Copy of this letter (including Exhibit C)

Expenditure (liquidation):

Fiscal Year	FY 23-24
Expenditure Due Date (to include current fiscal year and prior year carryover amounts)	June 30, 2024

Additional Requirements:

- Pursuant to NMSA 6-5-3, the **appropriate fund** shall be **encumbered prior to the issuance of vouchers or purchase orders** or the engagement of **contracts**.
- The funding for this award must be used to address the impact that the Novel Coronavirus Disease 2019 (COVID-19) has had, and continues to have, on its elementary and secondary schools.

Indirect Cost Rate:

As required by 2 C.F.R. § 200.332(a) (1) (xiv), PED recognizes the indirect cost rate between PED and public school districts and state charter schools as calculated by PED and located on the PED website: <https://webnew.ped.state.nm.us/bureaus/administrative-services/accounting/>

Access to Records and Financial Statements:

In addition, pursuant to 2 C.F.R. § 200.332(a)(5), all subrecipients as identified in Exhibit C, attached to this sub-award, must permit PED and auditors access to records and financial statements as necessary.

Closeout Procedures:

Elementary and Secondary Education Act (ESEA) Federal Sub-award, Rural and Low-Income Schools Program
(RLIS) (24160) Final Award and Carryover
January 22, 2024
Page 4 of 4

Fiscal Year	FY 23-24
Final Day to Submit RfRs	July 7, 2024

Contact Information:

Program Name, Contact Name, Email and Phone Number	Student, School and Family Support Bureau, Kirsi Laine, kirsi.laine@ped.nm.gov , (505) 467-9985
---	--

To reach the Fiscal Grants Management Bureau, please contact Valerie Padilla,
valerie.padilla@ped.nm.gov, (505) 827-7353.

Enclosures (1): Exhibit C

EXHIBIT C (24160-Carryover FY20-21, FY21-22, FY22-23 & FINAL FY23-24)

NEW MEXICO

Public Education Department

Rural & Low-Income Schools (24160) Carryover FY20-21, FY21-22, FY22-23 & FINAL FY23-24

OBMS ENTITY CODE	LOCAL EDUCATION AGENCY	UEI #	FY20-21, FY21-22, FY22-CARRYOVER	FY23-24 FINAL ALLOCATION	FY20-21, FY21-22, FY22-CARRYOVER & FY23-24 FINAL ALLOCATION	TOTAL AWARDED TO SUBSEQUENT	FY23-24 APPROVED BUDGET	TOTAL AMOUNT TO BAA	Amount of federal funds obligated by this sub-award to subrecipient		Total amount of federal funds obligated to subrecipient including current financial obligation		Total amount of the federal award committed to subrecipient	
46	Alamogordo Public Schools	DODDRRLTLRNS	\$ 329,044	\$ 162,030	\$ 491,074.67	\$ 491,075	\$ 395,378	\$ 135,697						
37	Carrizozo Municipal Schools	EURCHANNWG77	-	\$ 4,488	\$ 4,487.84	\$ 4,488	\$ -	\$ 4,488						
12	Clavis Municipal Schools	RHLXA1JCG94	\$ 189,705	\$ 225,558	\$ 415,263.40	\$ 415,263	\$ 119,821	\$ 295,442						
24	Cobre Consolidated Schools	NZTBLVYAZL51	\$ 74,614	\$ 30,200	\$ 104,814.35	\$ 104,814	\$ 74,614	\$ 30,200						
62	Cuba Independent Schools	MGPNEJCBLN8	-	\$ 12,078	\$ 12,078.41	\$ 12,078	\$ 32,308	\$ (20,230)						
42	Deming Public Schools	XP2VUTJAG733	\$ 5	\$ 146,592	\$ 146,596.73	\$ 146,597	\$ -	\$ 146,597						
6	Dexter Consolidated Schools	VWVAJAJLXRX6	\$ 23,217	\$ 24,248	\$ 47,465.14	\$ 47,465	\$ 22,472	\$ 24,983						
54	Dulce Independent Schools	POZEJSGKVRN3	\$ 5,002	\$ 16,434	\$ 21,435.97	\$ 21,436	\$ 39,437	\$ (18,001)						
55	Espanola Public Schools	UMKRFJYV6FX4	\$ 141,048	\$ 81,632	\$ 222,680.98	\$ 222,670	\$ 203,659	\$ 19,011						
32	Eunice Public Schools	SG4LAENRKL01	\$ 10,990	\$ -	\$ 10,990.00	\$ 10,990	\$ 12,993	\$ (2,003)						
43	Gallup-McKinley County Schools	MZCSN49RJK48	\$ 520,671	\$ 328,115	\$ 848,785.23	\$ 848,785	\$ 741,654	\$ 107,131						
88	Grants/Cibola County Schools	DO5JMGZ208C5	\$ 1	\$ 92,925	\$ 92,926.08	\$ 92,926	\$ -	\$ 92,926						
18	Hatch Valley Public Schools	KZCMLFLXUKX3	\$ 15,285	\$ 36,376	\$ 51,660.88	\$ 51,661	\$ 16,256	\$ 35,405						
33	Hobbs Municipal Schools	FL5TDCXMH1H9	\$ 153	\$ 275,482	\$ 275,635.69	\$ 275,636	\$ -	\$ 275,636						
56	Jemez Mountain Public Schools	D8KRZTZWVNGH9	\$ 10,028	\$ 4,985	\$ 15,012.18	\$ 15,012	\$ 10,027	\$ 4,985						
69	Las Vegas City Public Schools	LBBZ2YDH1H8	\$ 36,352	\$ 37,126	\$ 73,478.54	\$ 73,479	\$ 41,367	\$ 32,111						
29	Lordsburg Municipal Schools	HMT/BSWJXV7M5	\$ 0	\$ 13,237	\$ 13,237.53	\$ 13,238	\$ -	\$ 13,238						
31	Lovington Municipal Schools	CBW1OGBRQJF8	\$ 69,259	\$ 101,394	\$ 170,653.54	\$ 170,654	\$ 69,260	\$ 101,394						
75	Maggdalena Municipal Schools	GARZVWVGRFC4	\$ 934	\$ 8,028	\$ 8,962.28	\$ 8,962	\$ 934	\$ 8,028						
81	Montary-Edgewood School District	MNKL6AMGSV95	\$ 96,873	\$ -	\$ 96,872.92	\$ 96,873	\$ 10,496	\$ (10,904)						
82	Mountainair Public Schools	L6S2ZDKDZL01	\$ 10,530	\$ -	\$ 10,529.92	\$ 10,530	\$ 10,496	\$ 34						
70	Pecos Independent School District	W1K6NKFJLH7B1	\$ -	\$ -	\$ -	\$ -	\$ 16,787	\$ (16,787)						
77	Perlasque Independent Schools	LYBFHC93LV06	\$ 16,787	\$ -	\$ 16,786.83	\$ 16,787	\$ 26,516	\$ (8,729)						
72	Pojoaque Valley Public Schools	PSKAVKRRHMB5	\$ -	\$ -	\$ -	\$ -	\$ 210,344	\$ (210,344)						
57	Portales Municipal Schools	PHAJDZDZBFUT1	\$ 131,972	\$ 78,372	\$ 210,344.05	\$ 210,344	\$ 13,731	\$ 13,731						
79	Questa Independent Schools	NMNMVNYK9YTO66	\$ 13,731	\$ -	\$ 13,730.88	\$ 13,731	\$ 30,000	\$ (16,269)						
9	Raton Public Schools	NMX9DKKLT3N9	\$ 22,564	\$ 22,965	\$ 45,529.95	\$ 45,529	\$ 30,000	\$ 15,529						

EXHIBIT C (24160 - Carryover FY20-21, FY21-22, FY22-23 & FINAL FY23-24)

NEW MEXICO

Public Education Department

Rural & Low-Income Schools (24160) Carryover FY20-21, FY21-22, FY22-23 & FINAL FY23-24

OSIMS ENTITY CODE	LOCAL EDUCATION AGENCY	UEI #	FY20-21, FY21-22, FY22-23 CARRYOVER	FY23-24 FINAL ALLOCATION	FY20-21, FY21-22, FY22-23 CARRYOVER & FY23-24 FINAL ALLOCATION	TOTAL AWARDED TO SUBSCRIBENT	FY23-24 APPROVED BUDGET	TOTAL AMOUNT TO BARR
4	Roswell Independent Schools	MAH8_9WC2YJ9	\$ 570,089	\$ 271,431	\$ 841,519.90	\$ 841,520	\$ 664,173	\$ 177,347
36	Ruidoso Municipal Schools	SL6MEK736S11	\$ 87,186	\$ 51,937	\$ 139,133.22	\$ 139,133	\$ 104,115	\$ 35,018
25	Santa Rosa Consolidated Schools	ZCP4AL_VSHA3	\$ 21,185	\$ 17,438	\$ 38,623.22	\$ 38,623	\$ 21,185	\$ 17,438
23	Silver Consolidated School District	VLMPMX5NLJ4	\$ 49,288	\$ 67,589	\$ 116,837.23	\$ 116,837	\$ 54,305	\$ 62,532
74	Socorro Consolidated Schools	WKAQYTEP9Q85	\$ 105,765	\$ 41,964	\$ 147,748.83	\$ 147,748	\$ 105,765	\$ 41,984
76	Taos Municipal Schools	GRFALLVAGSD56	\$ 146,163	\$ 69,398	\$ 215,561.24	\$ 215,561	\$ 175,914	\$ 39,647
73	Truth or Consequences Municipal Schools	LMLJWCKJMP3	\$ 55,434	\$ 33,536	\$ 88,969.62	\$ 88,970	\$ 78,915	\$ 10,055
49	Tucuman Public Schools	EHMVCVKVPAQ5	\$ 47,800	\$ 25,093	\$ 72,892.30	\$ 72,892	\$ 48,054	\$ 24,838
47	Tularosa Municipal Schools	NPPJLBDJMK3	\$ 33,507	\$ 24,025	\$ 57,531.30	\$ 57,531	\$ 21,470	\$ 36,061
26	Vaughn Municipal Schools	DUZAMJ983WZ4	\$ -	\$ 1,728	\$ 1,728.50	\$ 1,728	\$ -	\$ 1,728
68	West Las Vegas Public Schools	JLANMKAASDL69	\$ 5,276	\$ 48,570	\$ 53,845.54	\$ 53,846	\$ 5,086	\$ 48,760
89	Zuni Public School District	XJUN5S37898M4	\$ 61,657	\$ 33,032	\$ 94,689.72	\$ 94,689	\$ 85,690	\$ 8,999
STATE CHARTERS								
532-001	Aldo Leopold High School	UJ2RTTID298F4	\$ 8,677	\$ 5,140	\$ 13,817.03	\$ 13,817	\$ -	\$ 13,817
573-001	Hobbs Academy	ZP2TF8RAKJL48	\$ 3,349	\$ 15,964	\$ 19,323.33	\$ 19,332	\$ -	\$ 19,332
547-001	McCurdy Charter School	M9XG9NUNJN5	\$ -	\$ 16,425	\$ 16,424.68	\$ 16,425	\$ 27,430	\$ (11,005)
568-001	Six Directions Indigenous Charter School	KFYJGKQZMCA	\$ 3,536	\$ 1,988	\$ 5,503.48	\$ 5,503	\$ 3,536	\$ 1,967
510-001	Taos Academy	LBWMT1KICJY8	\$ -	\$ 8,531	\$ 8,530.55	\$ 8,531	\$ 8,307	\$ 224
521-001	Taos Integrated School of the Arts	U2RKC2CQOQ8	\$ 5,742	\$ 6,197	\$ 11,938.50	\$ 11,939	\$ 9,255	\$ 2,684
555-001	Taos International Charter School	C1GNKKKE054	\$ 0	\$ 5,777	\$ 5,777.27	\$ 5,777	\$ -	\$ 5,777
GRAND TOTAL			\$ 2,923,407	\$ 2,448,019	\$ 5,371,426	\$ 5,371,426	\$ 3,536,709	\$ 1,834,717

Must submit backup for all BARs, except transfers of funds for SEG or direct grants

**STATE OF NEW MEXICO
PUBLIC EDUCATION DEPARTMENT
300 Don Gaspar Santa Fe, NM 87501-2786
Budget Adjustment Request**

Doc. ID: 033-000-2324-0029-IB
Fund Type: Flowthrough

Adjustment Type: Initial Budget

Fiscal Year: 2023-2024

Entity Name: Hobbs Municipal Schools

Adjustment Changes Intent/Scope of Program Yes or No?: No

Contact: Kerri Gray, Hobbs - Finance Director

Total Approved Budget (Flowthrough):

Phone: 575-433-0100

Email: grayk@hobbsschools.net

FLOWTHROUGH ONLY	Budget Period: 07/01/2023	To: 06/30/2024
A. Approved Carryover:		
B. Total Current Year Allocation:		
D. Total Funding Available:		

Revenue 24355.0000.44500 \$51,972

Fund	Function	Object	Program	Location	Job Class	Present Budget	Adj Amt Exp	Adj Budget	ADD'L FTE
24355 Homeless Emergency Rescue Fund 2 (ARP- HCY 2)	1000 Instruction	56118 General Supplies and Materials	4020 Alternative and At-Risk Programs	033000 HOBBS DISTRICT OFF	0000 No Job Class		\$51,972	\$51,972	
Sub Total							\$51,972		
Indirect Cost									
DOC. TOTAL							\$51,972		

Justification:
per award letter

Compliance with Sections 10-15-1 and 22-8-12, NMSA, 1978 Compilation:

A. The requested budget/changes were authorized at a scheduled Board of Education or Governance Council meeting open to the public on:

B. Justification for the transfer: Explanation such as "underbudgeted", "insufficient budget", or "needed to close out Project" ARE NOT ACCEPTABLE. Attach additional sheets if necessary.

ALL TRANSFER BARS MUST NET OUT TO ZERO ON THE DOC. TOTAL LINE.

Approvals by Digital Signature

<u>Name</u>	<u>Role</u>	<u>Date</u>
Kerri Gray	Business Manager	2/13/2024 9:53:47 AM



**STATE OF NEW MEXICO
PUBLIC EDUCATION DEPARTMENT
300 DON GASPAR AVE.
SANTA FE, NEW MEXICO 87501-2786
Telephone (505) 827-5800
www.ped.state.nm.us**

KURT STEINHAUS, Ed D.
SECRETARY OF EDUCATION

MICHELLE LUJAN GRISHAM
GOVERNOR

December 23, 2022

MEMORANDUM

TO: Superintendents and State Charter Leaders

FROM: Paola Peacock-Villada, Ed.L., Deputy Managing Director DS
PPV

RE: American Rescue Plan Elementary and Secondary Schools Emergency Relief Fund – Homeless Children and Youth (ARP-HCY II)

The New Mexico Public Education Department (PED) has granted its final FY22-23 subawards for funding through the American Rescue Plan Elementary and Secondary Schools Emergency Relief Fund – Homeless Children and Youth (ARP-HCY II) (24355) to address the impact that the Novel Coronavirus Disease 2019 (COVID-19) has had, and continues to have, on elementary and secondary schools. In accordance with federal regulations at 2 C.F.R. § 200.332(a), please note the following federal award identification information specific to this subaward. All local educational agencies (LEAs) receiving this subaward through PED, as listed on Exhibit A, are subrecipients of the following federal funding:

Subrecipient's name	See Exhibit A
Subrecipient's UEI number	See Exhibit A
Federal Award Identification Number (FAIN)	S425W210032 - 21A
Federal award date	07/27/2021
Subaward period of performance start and end dates	04/23/2021 - 09/30/2023
Subaward budget period start and end date	07/01/2021 - 09/30/2023

Amount of federal funds obligated by this subaward to subrecipient	See Exhibit A
Total amount of federal funds obligated to subrecipient including current financial obligation	See Exhibit A
Total amount of the federal award committed to subrecipient	See Exhibit A
Federal award project description, as required to be responsive to the Federal Funding Accountability and Transparency Act (FFATA)	American Rescue Plan Elementary and Secondary Schools Emergency Relief Fund – Homeless Children and Youth (ARP-HCY)
Federal awarding agency	United States Department of Education
Contact information for awarding official	Ian Rosenblum Deputy Assistant Secretary 400 Maryland Avenue SW Washington, DC 20202 (202) 401-0962
CFDA number and name	84.425W Education Stabilization Fund
Research and development (R&D) award (Yes/No)	No
Indirect cost rate for federal award	https://webnew.pcd.state.nm.us/bureaus/administrative-services/accounting/

The following requirements apply to this sub-award:

- 2 C.F.R. Part 200: Uniform Administrative Requirements, Cost Principles, and Audit Requirements for Federal Awards¹
- 2 C.F.R. Part 3474: Uniform Administrative Requirements, Cost Principles, and Audit Requirements for Federal Awards
- 2 C.F.R. Part 3485: Non-procurement Debarment and Suspension

Reporting Requirements

Please review Exhibit A, and submit a BAR through OBMS for the appropriate amount using fund code (24355) and revenue object code 44500. Please adhere to the following timelines required for obligation, liquidation and RfR submission:

- **Submit your BAR**, and a copy of this letter, including Exhibit A, through OBMS **by January 20, 2023**.
- The FY21-22 and prior year carryover amounts as illustrated in Exhibit A must be **expended by September 30, 2023**.

¹ The regulations at 2 C.F.R. Part 200 are located online at: http://www.ecfr.gov/cgi-bin/text-idx?tpl=/ecfrbrowse/Title02/2cfr200_main_02.tpl.

- The funding for this award must be used to address the impact that the Novel Coronavirus Disease 2019 (COVID-19) has had, and continues to have, on its elementary and secondary schools.
- Pursuant to NMSA 6-5-3, the **appropriate fund** shall be **encumbered prior to the issuance of vouchers or purchase orders or the engagement of contracts.**

Indirect Cost Rate

As required by 2 C.F.R. § 200.332(a) (1) (xiv), PED recognizes the indirect cost rate between PED and public school districts and state charter schools as calculated by PED and located on the PED website: <https://webnew.ped.state.nm.us/bureaus/administrative-services/accounting/>

Access to Records and Financial Statements

In addition, pursuant to 2 C.F.R. § 200.332(a)(5), all subrecipients as identified in Exhibit A, attached to this sub-award, must permit PED and auditors access to records and financial statements as necessary.

Closeout Procedures

- The final day to submit RFRs for FY22-23 is **July 7, 2023.**

If you have any questions regarding your American Rescue Plan Act Homeless Children and Youth federal subaward, please contact the State Coordinator, Ms. Dana Malone, Dana.Malone@ped.nm.gov in the Student Success and Wellness Bureau, (505) 819-9537. To reach the Fiscal Grants Management Bureau, please contact Valerie Padilla, Valerie.Padilla@ped.nm.gov, (505) 827-7353.

Enclosures (1): Exhibit A



NEW MEXICO

Public Education Department

USDE - EMERGENCY RELIEF FUND HOMELESS CHILDREN AND YOUTH - ARP IH-CY (24355) FINAL AWARD FY22-23

OBMS ENTITY CODE	LOCAL EDUCATION AGENCY	UEI #	FY21-22 CARRYOVER	FY22-23 FINAL ALLOCATION	Amount of federal funds obligated by this sub-award to subrecipient	FY21-22 CARRYOVER \$	FY22-23 FINAL ALLOCATION	Total amount of federal funds obligated to subrecipient including current financial obligation	TOTAL AMOUNT TO SUBRECIPIENT	FY23 APPROVED BUDGET	FY21-22 EXPENDITURES	TOTAL AMOUNT TO BAR
46	Alamogordo Public Schools	DGD9RLTLRN5	\$ 42,258.79	\$ -	\$ -	\$ 42,258.79	\$ -	\$ 42,258.79	\$ 59,835	\$ -	\$ 17,576	\$ 42,259
1	Albuquerque Public Schools	RHSNFJUSGLJ5	\$ 1,234,299.00	\$ -	\$ -	\$ 1,234,299.00	\$ -	\$ 1,234,299.00	\$ 1,234,299	\$ 1,139,612	\$ -	\$ 94,687
22	Artesia Public Schools	R163H37COB4	\$ 28,581.08	\$ -	\$ -	\$ 28,581.08	\$ -	\$ 28,581.08	\$ 28,655	\$ -	\$ 74	\$ 28,581
64	Aztec Municipal Schools	CJ25J8KVVUJ5	\$ 24,732.13	\$ -	\$ -	\$ 24,732.13	\$ -	\$ 24,732.13	\$ 25,482	\$ -	\$ 750	\$ 24,732
87	Belen Consolidated Schools	GPVFNCO5CAW7	\$ 69,726.00	\$ -	\$ -	\$ 69,726.00	\$ -	\$ 69,726.00	\$ 69,726	\$ -	\$ -	\$ 69,726
61	Bernalillo Public Schools	QJQLCD232KMS	\$ 27,311.00	\$ -	\$ -	\$ 27,311.00	\$ -	\$ 27,311.00	\$ 27,311	\$ -	\$ -	\$ 27,311
66	Bloomfield Schools	YRPHM8YCN485	\$ 49,436.26	\$ -	\$ -	\$ 49,436.26	\$ -	\$ 49,436.26	\$ 57,165	\$ -	\$ 7,729	\$ 49,436
20	Carlsbad Municipal Schools	FLH1JLFBUL3	\$ 43,317.00	\$ -	\$ -	\$ 43,317.00	\$ -	\$ 43,317.00	\$ 77,340	\$ -	\$ 34,023	\$ 43,317
67	Central Consolidated Schools	CXQZVR2CF41	\$ 54,166.05	\$ -	\$ -	\$ 54,166.05	\$ -	\$ 54,166.05	\$ 57,907	\$ -	\$ -	\$ 54,166
24	Cobra Consolidated Schools	N2781YA2L51	\$ 5,948.90	\$ -	\$ -	\$ 5,948.90	\$ -	\$ 5,948.90	\$ 6,417	\$ -	\$ 468	\$ 5,949
62	Cuba Independent Schools	MGPNE9COBLN8	\$ 11,845.56	\$ -	\$ -	\$ 11,845.56	\$ -	\$ 11,845.56	\$ 16,755	\$ -	\$ 4,909	\$ 11,846
42	Deming Public Schools	XPLZVUTAG733	\$ 39,408.13	\$ -	\$ -	\$ 39,408.13	\$ -	\$ 39,408.13	\$ 102,169	\$ -	\$ 62,761	\$ 39,408
6	Dexter Consolidated Schools	VYWWAJALXRR6	\$ 17,797.35	\$ -	\$ -	\$ 17,797.35	\$ -	\$ 17,797.35	\$ 18,884	\$ -	\$ 1,087	\$ 17,797
54	Dulce Independent Schools	PQ2EJ5GKVRW3	\$ 5,725.00	\$ -	\$ -	\$ 5,725.00	\$ -	\$ 5,725.00	\$ 5,725	\$ -	\$ -	\$ 5,725
55	Española Public Schools	UMKFJY7V6FX4	\$ 2,408.86	\$ -	\$ -	\$ 2,408.86	\$ -	\$ 2,408.86	\$ 47,796	\$ -	\$ 45,389	\$ 2,407
80	Estancia Municipal Schools	F5TEUE2R44N4	\$ 12,399.00	\$ -	\$ -	\$ 12,399.00	\$ -	\$ 12,399.00	\$ 12,399	\$ -	\$ -	\$ 12,399
32	Eunice Public Schools	S64LAENRJKQ1	\$ 3,418.87	\$ -	\$ -	\$ 3,418.87	\$ -	\$ 3,418.87	\$ 9,681	\$ -	\$ 6,262	\$ 3,419
65	Farmington Municipal Schools	F9K3UV5ARB1	\$ 78,934.21	\$ -	\$ -	\$ 78,934.21	\$ -	\$ 78,934.21	\$ 91,946	\$ -	\$ 13,012	\$ 78,934
16	Fort Sumner Municipal Schools	NSDACNBBSSX6	\$ 9,446.00	\$ -	\$ -	\$ 9,446.00	\$ -	\$ 9,446.00	\$ 9,446	\$ -	\$ -	\$ 9,446
19	Gadsden Independent Schools	HMQPC8FP4RA9	\$ 143,622.53	\$ -	\$ -	\$ 143,622.53	\$ -	\$ 143,622.53	\$ 170,191	\$ -	\$ 26,568	\$ 143,623
43	Gallup-McKinley County Schools	MZ08N49RJK48	\$ 246,672.00	\$ -	\$ -	\$ 246,672.00	\$ -	\$ 246,672.00	\$ 287,923	\$ -	\$ 41,251	\$ 246,672
88	Grants/Cibola County Schools	DO5JUMG72DRCS	\$ 32,719.09	\$ -	\$ -	\$ 32,719.09	\$ -	\$ 32,719.09	\$ 34,453	\$ -	\$ 1,734	\$ 32,719
18	Hatch Valley Public Schools	KZCMLFLXUKK3	\$ 23,681.00	\$ -	\$ -	\$ 23,681.00	\$ -	\$ 23,681.00	\$ 23,681	\$ -	\$ -	\$ 23,681
33	Hobbs Municipal Schools	FL57DGM1H1N9	\$ 51,971.51	\$ -	\$ -	\$ 51,971.51	\$ -	\$ 51,971.51	\$ 52,478	\$ -	\$ 506	\$ 51,972
17	Las Cruces Public Schools	CBBMXTJKLLQ8	\$ 206,049.47	\$ -	\$ -	\$ 206,049.47	\$ -	\$ 206,049.47	\$ 237,383	\$ -	\$ 31,334	\$ 206,049
69	Las Vegas City Public Schools	LJB22XYDH1H8	\$ 16,886.00	\$ -	\$ -	\$ 16,886.00	\$ -	\$ 16,886.00	\$ 16,886	\$ -	\$ -	\$ 16,886
29	Lordsburg Municipal Schools	HM7BSWJXWTM5	\$ 18,709.00	\$ -	\$ -	\$ 18,709.00	\$ -	\$ 18,709.00	\$ 18,709	\$ -	\$ -	\$ 18,709
86	Los Lunas Public Schools	C3K9REOYJ4	\$ 91,823.00	\$ -	\$ -	\$ 91,823.00	\$ -	\$ 91,823.00	\$ 91,823	\$ -	\$ -	\$ 91,823
31	Lovington Municipal Schools	C8WLOGBRGFJ8	\$ 24,845.00	\$ -	\$ -	\$ 24,845.00	\$ -	\$ 24,845.00	\$ 24,845	\$ -	\$ -	\$ 24,845
44	Mora Independent Schools	CD1ZKEKL29M5	\$ 4,575.00	\$ -	\$ -	\$ 4,575.00	\$ -	\$ 4,575.00	\$ 4,575	\$ -	\$ -	\$ 4,575
81	Montaño-Edgewood School District	MKLBAMGVS95	\$ 49,767.00	\$ -	\$ -	\$ 49,767.00	\$ -	\$ 49,767.00	\$ 49,767	\$ -	\$ -	\$ 49,767



NEW MEXICO

Public Education Department

USDE - EMERGENCY RELIEF FUND HOMELESS CHILDREN AND YOUTH - ARP II-HCY (24355) FINAL AWARD FY22-23

OBMS ENTITY CODE	LOCAL EDUCATION AGENCY	UEI #	FY21-22 CARRYOVER	FY22-23 FINAL ALLOCATION	Amount of federal funds obligated by this sub-award to subrecipient	FY21-22 CARRYOVER & FY22-23 FINAL ALLOCATION	Total amount of federal funds obligated to subrecipient including current financial obligation	TOTAL AWARD TO SUBRECIPIENT	FY22-23 APPROVED BUDGET	FY21-22 EXPENDITURES	TOTAL AMOUNT TO BAR
516-001	Albuquerque School of Excellence	K2PNAF1FMK27	\$ 5,564.00	\$ 5,564.00	\$ -	\$ 5,564.00	\$ 5,564.00	\$ 5,564.00	\$ -	\$ -	\$ 5,564.00
542-001	Mission Achievement and Success Charter School	HVRF58K3J5R8	\$ 480.00	\$ 480.00	\$ -	\$ 480.00	\$ 480.00	\$ 480.00	\$ -	\$ 17,438.00	\$ 18,214.00
542-001	Monte del Sol Charter School	JLQB06Z2S93	\$ 11,402.00	\$ 11,402.00	\$ -	\$ 11,402.00	\$ 11,402.00	\$ 11,402.00	\$ -	\$ -	\$ 11,402.00
549-001	New America School of Las Cruces	FMP4UNLOU286	\$ 9,937.00	\$ 9,937.00	\$ -	\$ 9,937.00	\$ 9,937.00	\$ 9,937.00	\$ -	\$ -	\$ 9,937.00
505-001	School of Dreams Academy	XS13KKJ34R86	\$ 7,129.18	\$ 7,129.18	\$ -	\$ 7,129.18	\$ 7,129.18	\$ 7,129.18	\$ -	\$ 1,236.00	\$ 8,365.18
566-001	Turquoise Trail Charter School	J7KQPXL6M2K9	\$ 1,843.71	\$ 1,843.71	\$ -	\$ 1,843.71	\$ 1,843.71	\$ 1,843.71	\$ -	\$ -	\$ 1,843.71
	GRAND TOTAL		\$ 3,258,044	\$ 3,258,044	\$ -	\$ 3,258,044	\$ 3,609,877	\$ 1,139,612	\$ 351,933	\$ 2,118,432	

Must submit backup for all BARs,
except transfers of funds for SEG or
direct grants

STATE OF NEW MEXICO
PUBLIC EDUCATION DEPARTMENT
300 Don Gaspar Santa Fe, NM 87501-2786
Budget Adjustment Request

Doc. ID: 033-000-2324-0030-IB
Fund Type: Flowthrough

Adjustment Type: Initial Budget

Fiscal Year: 2023-2024

Entity Name: Hobbs Municipal Schools

Adjustment Changes Intent/Scope of Program Yes or No?: No

Contact: Kerri Gray, Hobbs - Finance Director

Total Approved Budget (Flowthrough):

Phone: 575-433-0100

Email: grayk@hobbsschools.net

FLOWTHROUGH ONLY	Budget Period: 07/01/2023	To: 06/30/2024
A. Approved Carryover:		
B. Total Current Year Allocation:		
D. Total Funding Available:		

Revenue 24333.0000.44500 \$35,226

Fund	Function	Object	Program	Location	Job Class	Present Budget	Adj Amt Exp	Adj Budget	ADD'L FTE
24333 ESSER 3/Near Peer Tutoring	1000 Instruction	51300 Additional Compensation	4020 Alternative and At-Risk Programs	033000 HOBBS DISTRICT OFF	1411 Teachers- Grades 1-12		\$35,226	\$35,226	
Sub Total							\$35,226		
Indirect Cost									
DOC. TOTAL							\$35,226		

Justification:

Per award letter

Compliance with Sections 10-15-1 and 22-8-12, NMSA, 1978 Compilation:

A. The requested budget/changes were authorized at a scheduled Board of Education or Governance Council meeting open to the public on:

B. Justification for the transfer: Explanation such as "underbudgeted", "insufficient budget", or "needed to close out Project" ARE NOT ACCEPTABLE. Attach additional sheets if necessary.

ALL TRANSFER BARS MUST NET OUT TO ZERO ON THE DOC. TOTAL LINE.

Approvals by Digital Signature		
Name	Role	Date
Kerri Gray	Business Manager	2/13/2024 10:08:13 AM



STATE OF NEW MEXICO
PUBLIC EDUCATION DEPARTMENT
300 DON GASPAR AVE.
SANTA FE, NEW MEXICO 87501-2786
Telephone (505) 827-5800
www.ped.state.nm.us

ARSENIO ROMERO, PH.D.
SECRETARY OF EDUCATION

MICHELLE LUJAN GRISHAM
GOVERNOR

December 18, 2023

MEMORANDUM

TO: Superintendents, Charter Leaders, and Business Managers
FROM: Amanda DeBell, Deputy Secretary, Teaching, Learning and Innovation
RE: Elementary and Secondary School Emergency Relief (ESSER) Fund Federal Subaward_Near Peer Tutoring Program (24333)

DocuSigned by:
Amanda De Bell
88199725368D409

The New Mexico Public Education Department (PED) has granted its final FY23-24 subawards for funding through the American Rescue Plan (ARP) Act, Elementary and Secondary School Emergency Relief Fund, Near Peer Tutoring Program (24333). This grant is designed to provide opportunities for high school students to be compensated for providing near peer tutoring in reading and mathematics to elementary and middle school students enrolled in the same LEA (application location: <https://webnew.ped.state.nm.us/wp-content/uploads/2023/05/RfA-Near-Peer-Tutoring.pdf>).

In accordance with federal regulations at 2 C.F.R. § 200.332(a), please note the following federal award identification information specific to this subaward. All local educational agencies (LEAs) receiving this subaward through PED, as listed on Exhibit B, are subrecipients of the following federal funding:

Subrecipient's name	See Exhibit B
Subrecipient's UEI number	See Exhibit B
Federal Award Identification Number (FAIN)	S425U210023
Federal award date	07/22/2021
Subaward period of performance start and end dates	03/24/2021 - 09/30/2024

Subaward budget period start and end date	07/01/2021-09/30/2024
Amount of federal funds obligated by this subaward to subrecipient	See Exhibit B
Total amount of federal funds obligated to subrecipient including current financial obligation	See Exhibit B
Total amount of the federal award committed to subrecipient	See Exhibit B
Federal award project description, as required to be responsive to the Federal Funding Accountability and Transparency Act (FFATA)	American Rescue Plan – Elementary and Secondary Schools Emergency Relief Fund (ARP-ESSER)
Federal awarding agency	United States Department of Education
Contact information for awarding official	Frank T. Brogan, Assistant Secretary 400 Maryland Ave., SW, Washington, DC 20202-7100 (202) 401-0113
CFDA number and name	84.425U – American Rescue Plan – Elementary and Secondary Schools Emergency Relief Fund (ARP-ESSER)
Research and development (R&D) award (Yes/No)	No
Indirect cost rate for federal award	https://webnew.ped.state.nm.us/bureaus/administrative-services/accounting/

The following requirements apply to this sub-award:

- 2 C.F.R. Part 200: Uniform Administrative Requirements, Cost Principles, and Audit Requirements for Federal Awards¹
- 2 C.F.R. Part 3474: Uniform Administrative Requirements, Cost Principles, and Audit Requirements for Federal Awards
- 2 C.F.R. Part 3485: Non-procurement Debarment and Suspension

Reporting Requirements:

Please review Exhibit B and submit a BAR through OBMS for the appropriate amount.

Fund Code	24333
Object Code	44500

¹ The regulations at 2 C.F.R. Part 200 are located online at: http://www.ecfr.gov/cgi-bin/text-id.x?tpl=/ecfrbrowse/ttitle02/2cfr200_main_02.tpl.

Reporting Requirements (continued)

Please adhere to the following timelines required for obligation, liquidation and RfR submission:

Obligation:

BAR Submission Due Date in OBMS	January 18, 2024
Documentation Needed for BAR in OBMS	Copy of this letter (including Exhibit A)

Expenditure (liquidation):

Fiscal Year	FY 23-24
Expenditure Due Date (to include current fiscal year and prior year carryover amounts)	June 30, 2024

Additional Requirements:

- Pursuant to NMSA 6-5-3, the **appropriate fund** shall be **encumbered prior to the issuance of vouchers or purchase orders** or the engagement of **contracts**.
- The funding for this award must be used to address the impact that the Novel Coronavirus Disease 2019 (COVID-19) has had, and continues to have, on its elementary and secondary schools.

Indirect Cost Rate:

As required by 2 C.F.R. § 200.332(a) (1) (xiv), PED recognizes the indirect cost rate between PED and public school districts and state charter schools as calculated by PED and located on the PED website: <https://webnew.ped.state.nm.us/bureaus/administrative-services/accounting/>

Access to Records and Financial Statements:

In addition, pursuant to 2 C.F.R. § 200.332(a)(5), all subrecipients as identified in Exhibit B, attached to this sub-award, must permit PED and auditors access to records and financial statements as necessary.

Closeout Procedures:

Fiscal Year	FY 23-24
Final Day to Submit RfRs	July 7, 2024

Contact Information:

Program Name, Contact Name, Email and Phone Number	College & Career Readiness Bureau – Marc Duske, Marc.Duske@ped.nm.gov , (505) 490-7804
--	---

To reach the Fiscal Grants Management Bureau, please contact Valerie Padilla, valerie.padilla@ped.nm.gov, (505) 827-7353.

Enclosures (1): Exhibit B

NEW MEXICO

Public Education Department

*USDE - Elementary and Secondary School Emergency Relief (ESSER) Fund Federal
Sub-award ARP Act, ESSER III, Near Peer Tutoring (24333) FINAL C/O AWARD FY23-24*

OBINS ENTITY CODE	LOCAL EDUCATION AGENCY	UEI #	FY23-23 CARRYOVER	FY23-24 FINAL ALLOCATION	FY23-23 CARRYOVER & FY23-24 FINAL ALLOCATION	TOTAL AWARD TO SUBRECIPIENT	FY23-24 APPROVED BUDGET	FY23-23 EXPENDITURES	TOTAL AMOUNT TO BAR	Amount of federal funds obligated by this sub-award to subrecipient		Total amount of federal funds obligated to subrecipient including current financial obligation		Total amount of the federal award committed to subrecipient		
46	Alamogordo Public Schools	DG09RLTLRN5	\$ 50,000	\$ -	\$ 50,000.00	\$ -	\$ 50,000	\$ -	\$ -	\$ -	\$ -	\$ -	\$ -	\$ -	\$ -	
1	Albuquerque Public Schools	RHSNRJUSGLJ5	\$ 63,103	\$ -	\$ 63,102.91	\$ -	\$ 82,310	\$ -	\$ -	\$ -	\$ -	\$ -	\$ -	\$ -	\$ -	
12	Clovis Municipal Schools	RHLXATLJC994	\$ 35,272	\$ -	\$ 35,272.01	\$ -	\$ 46,989	\$ -	\$ -	\$ -	\$ -	\$ -	\$ -	\$ -	\$ -	
62	Cuba Independent Schools	MGPNECQBLN8	\$ 2,510	\$ -	\$ 2,510.47	\$ -	\$ 69,138	\$ -	\$ -	\$ -	\$ -	\$ -	\$ -	\$ -	\$ -	
54	Dulce Independent Schools	PQZELSGKRW3	\$ 116,314	\$ -	\$ 116,313.95	\$ -	\$ 118,440	\$ -	\$ -	\$ -	\$ -	\$ -	\$ -	\$ -	\$ -	
88	Grants/Cibola County Schools	DQSLMG72D9C5	\$ 144,720	\$ -	\$ 144,720.00	\$ -	\$ 144,720	\$ -	\$ -	\$ -	\$ -	\$ -	\$ -	\$ -	\$ -	
33	Hobbs Municipal Schools	FL57DQKMHN9	\$ 35,226	\$ -	\$ 35,226.99	\$ -	\$ 50,000	\$ -	\$ -	\$ -	\$ -	\$ -	\$ -	\$ -	\$ -	
63	Jemez Valley Public Schools	ZVDETYXRGHUI	\$ 23,093	\$ -	\$ 23,093.10	\$ -	\$ 25,760	\$ -	\$ -	\$ -	\$ -	\$ -	\$ -	\$ -	\$ -	
17	Las Cruces Public Schools	CBBMXTJKLL08	\$ 360,457	\$ -	\$ 360,457.03	\$ -	\$ 488,102	\$ -	\$ -	\$ -	\$ -	\$ -	\$ -	\$ -	\$ -	
44	Mora Independent Schools	CDI2REKJ29M5	\$ 43,274	\$ -	\$ 43,273.80	\$ -	\$ 59,435	\$ -	\$ -	\$ -	\$ -	\$ -	\$ -	\$ -	\$ -	
77	Petasco Independent Schools	LYBFHC93LVG6	\$ 55,897	\$ -	\$ 55,896.82	\$ -	\$ 100,000	\$ -	\$ -	\$ -	\$ -	\$ -	\$ -	\$ -	\$ -	
79	Questa Independent Schools	MMWYNKYTD066	\$ 15,595	\$ -	\$ 15,594.70	\$ -	\$ 44,100	\$ -	\$ -	\$ -	\$ -	\$ -	\$ -	\$ -	\$ -	
9	Raton Public Schools	NMX9DCKXTN9	\$ 25,813	\$ -	\$ 25,812.74	\$ -	\$ 82,000	\$ -	\$ -	\$ -	\$ -	\$ -	\$ -	\$ -	\$ -	
83	Rio Rancho Public Schools	HLMCBLZY6MW5	\$ 47,071	\$ -	\$ 47,071.24	\$ -	\$ 133,908	\$ -	\$ -	\$ -	\$ -	\$ -	\$ -	\$ -	\$ -	
4	Roswell Independent Schools	MAH8L9WC2YJ9	\$ 100,000	\$ -	\$ 100,000.00	\$ -	\$ 100,000	\$ -	\$ -	\$ -	\$ -	\$ -	\$ -	\$ -	\$ -	
71	Santa Fe Public Schools	MGEFPHU7UFLC4	\$ 385,029	\$ -	\$ 385,029.23	\$ -	\$ 480,160	\$ -	\$ -	\$ -	\$ -	\$ -	\$ -	\$ -	\$ -	
74	Socorro Consolidated Schools	WKADYTERQ8S5	\$ 53,837	\$ -	\$ 53,837.40	\$ -	\$ 94,977	\$ -	\$ -	\$ -	\$ -	\$ -	\$ -	\$ -	\$ -	
76	Taos Municipal Schools	GJFMIINAG5D66	\$ 50,000	\$ -	\$ 50,000.00	\$ -	\$ 50,000	\$ -	\$ -	\$ -	\$ -	\$ -	\$ -	\$ -	\$ -	
35	Tatum Municipal Schools	HQB8LJFPR87E1	\$ 48,376	\$ -	\$ 48,375.91	\$ -	\$ 56,144	\$ -	\$ -	\$ -	\$ -	\$ -	\$ -	\$ -	\$ -	
STATE CHARTERS																
520-001	ASK Academy (The)	GRJ6QZLK9EK6	\$ 9,222	\$ -	\$ 9,222.41	\$ -	\$ 57,000	\$ -	\$ -	\$ -	\$ -	\$ -	\$ -	\$ -	\$ -	
557-001	Explore Academy	WEJ3ECHP8D5	\$ 5,665	\$ -	\$ 5,665.47	\$ -	\$ 43,240	\$ -	\$ -	\$ -	\$ -	\$ -	\$ -	\$ -	\$ -	
549-001	New America School of Las Cruces	FMP4JUNLQU286	\$ 12,839	\$ -	\$ 12,839.28	\$ -	\$ 18,408	\$ -	\$ -	\$ -	\$ -	\$ -	\$ -	\$ -	\$ -	
505-001	School of Dreams Academy	XS13KKJ34R86	\$ 35,424	\$ -	\$ 35,423.89	\$ -	\$ 50,000	\$ -	\$ -	\$ -	\$ -	\$ -	\$ -	\$ -	\$ -	
RURAL EDUCATION COOPERATIVES																
982-000	REC 4	VE8CFDX8ZZR8	\$ 173,535	\$ -	\$ 173,535.48	\$ -	\$ 249,350	\$ -	\$ -	\$ -	\$ -	\$ -	\$ -	\$ -	\$ -	
GRAND TOTAL			\$ 1,892,274	\$ -	\$ 1,892,274	\$ -	\$ 2,712,179	\$ -	\$ 118,100	\$ -	\$ 819,905	\$ -	\$ 1,774,174			

ACCOUNT		CHECK		CHECK CHE		INVOICE		
FUND	FUNC OBJ	DESCRIPTION	AMOUNT	DATE	NUMBER	TYP	VENDOR	DESCRIPTION
23000	0000	24201	12,779.95	01/10/2024	79692	R	HMS PAYROLL	PR 1-12-24 (12/9-12/15)
		ANCE						
		SHEET/INTERFUND DUE						
		TO						
23000	1000	56118	106.59	01/11/2024	79693	R	AFFILIATED FOODS INC	Snackbar
		/SUPPLIES/MATERIALS						
23000	1000	56118	103.34	01/11/2024	79693	R	AFFILIATED FOODS INC	Snackbar
		/SUPPLIES/MATERIALS						
23000	1000	56118	428.31	01/11/2024	79693	R	AFFILIATED FOODS INC	Snackbar
		/SUPPLIES/MATERIALS						
23000	1000	56118	412.09	01/11/2024	79693	R	AFFILIATED FOODS INC	Snackbar
		/SUPPLIES/MATERIALS						
23000	1000	56118	119.89	01/11/2024	79693	R	AFFILIATED FOODS INC	Snackbar
		/SUPPLIES/MATERIALS						
23000	1000	56118	200.00	01/11/2024	79694	R	CAPITAL ONE	AR Party for December 21st, 2023
		/OTHER CONTRACT						
23000	1000	55915	52.39	01/11/2024	79695	R	CINTAS CORPORATION	L Towel and Mop Service
		SERVICES						
23000	1000	55915	14.87	01/11/2024	79695	R	CINTAS CORPORATION	L Towel and Mop Service
		/OTHER CONTRACT						
23000	1000	55915	48.32	01/11/2024	79695	R	CINTAS CORPORATION	L Towel and Mop Service
		SERVICES						
23000	1000	55915	14.12	01/11/2024	79695	R	CINTAS CORPORATION	L Towel and Mop Service
		/OTHER CONTRACT						
23000	1000	55915	47.85	01/11/2024	79695	R	CINTAS CORPORATION	L Towel and Mop Service
		SERVICES						
23000	1000	55915	56.14	01/11/2024	79695	R	CINTAS CORPORATION	L Towel and Mop Service
		/OTHER CONTRACT						
23000	1000	55915	46.10	01/11/2024	79695	R	CINTAS CORPORATION	L Towel and Mop Service
		SERVICES						
23000	1000	55915	45.64	01/11/2024	79695	R	CINTAS CORPORATION	L Towel and Mop Service
		/OTHER CONTRACT						

FUND	FUNC	OBJ	ACCOUNT DESCRIPTION	AMOUNT	CHECK DATE	CHECK NUMBER	CHEQ TYP	CHEQ VENDOR	INVOICE DESCRIPTION
23000	1000	55915	SERVICES ACTIVITY/INSTRUCTION /OTHER CONTRACT	45.64	01/11/2024	79695	R	CINTAS CORPORATION	L Towel and Mop Service
23000	1000	55915	SERVICES ACTIVITY/INSTRUCTION /OTHER CONTRACT	40.92	01/11/2024	79695	R	CINTAS CORPORATION	L Towel and Mop Service
23000	1000	55915	SERVICES ACTIVITY/INSTRUCTION /OTHER CONTRACT	45.64	01/11/2024	79695	R	CINTAS CORPORATION	L Towel and Mop Service
23000	1000	55915	SERVICES ACTIVITY/INSTRUCTION /OTHER CONTRACT	44.45	01/11/2024	79695	R	CINTAS CORPORATION	L Towel and Mop Service
23000	1000	55915	SERVICES ACTIVITY/INSTRUCTION /OTHER CONTRACT	47.85	01/11/2024	79695	R	CINTAS CORPORATION	L Towel and Mop Service
23000	1000	55915	SERVICES ACTIVITY/INSTRUCTION /OTHER CONTRACT	57.02	01/11/2024	79695	R	CINTAS CORPORATION	L Towel and Mop Service
23000	1000	55915	SERVICES ACTIVITY/INSTRUCTION /OTHER CONTRACT	56.14	01/11/2024	79695	R	CINTAS CORPORATION	L Towel and Mop Service
23000	1000	55915	SERVICES ACTIVITY/INSTRUCTION /OTHER CONTRACT	47.85	01/11/2024	79695	R	CINTAS CORPORATION	L Towel and Mop Service
23000	1000	55915	SERVICES ACTIVITY/INSTRUCTION /OTHER CONTRACT	400.14	01/11/2024	79695	R	CINTAS CORPORATION	L Towel and Mop Service
23000	1000	55915	SERVICES ACTIVITY/INSTRUCTION /OTHER CONTRACT	45.64	01/11/2024	79695	R	CINTAS CORPORATION	L Towel and Mop Service
23000	1000	55915	SERVICES ACTIVITY/INSTRUCTION /OTHER CONTRACT	47.85	01/11/2024	79695	R	CINTAS CORPORATION	L Towel and Mop Service
23000	1000	55915	SERVICES ACTIVITY/INSTRUCTION /OTHER CONTRACT	25.14	01/11/2024	79695	R	CINTAS CORPORATION	L Towel and Mop Service
23000	1000	55915	SERVICES ACTIVITY/INSTRUCTION /OTHER CONTRACT	42.66	01/11/2024	79695	R	CINTAS CORPORATION	L Towel and Mop Service

FUND	FUNC	OBJ	ACCOUNT	DESCRIPTION	AMOUNT	CHECK	CHEK	CHE	IN	IN
						DATE	NUMBER	TYP	VENDOR	DESCRIPTION
23000	1000	55915	SERVICES	ACTIVITY/INSTRUCTION	42.66	01/11/2024	79695	R	CINTAS CORPORATION	L Towel and Mop Service
				/OTHER CONTRACT						
23000	1000	55915	SERVICES	ACTIVITY/INSTRUCTION	40.92	01/11/2024	79695	R	CINTAS CORPORATION	L Towel and Mop Service
				/OTHER CONTRACT						
23000	1000	55915	SERVICES	ACTIVITY/INSTRUCTION	42.66	01/11/2024	79695	R	CINTAS CORPORATION	L Towel and Mop Service
				/OTHER CONTRACT						
23000	1000	55915	SERVICES	ACTIVITY/INSTRUCTION	47.85	01/11/2024	79695	R	CINTAS CORPORATION	L Towel and Mop Service
				/OTHER CONTRACT						
23000	1000	55915	SERVICES	ACTIVITY/INSTRUCTION	47.85	01/11/2024	79695	R	CINTAS CORPORATION	L Towel and Mop Service
				/OTHER CONTRACT						
23000	1000	55915	SERVICES	ACTIVITY/INSTRUCTION	41.79	01/11/2024	79695	R	CINTAS CORPORATION	L Towel and Mop Service
				/OTHER CONTRACT						
23000	1000	55817	SERVICES	ACTIVITY/INSTRUCTION	350.00	01/11/2024	79696	R	CITY OF HOBBS	EOY field trip
				/STUDENT TRAVEL						
23000	1000	56118	SERVICES	ACTIVITY/INSTRUCTION	1,296.24	01/11/2024	79697	R	COCA COLA BOTTLING C	Coca Cola for Concessions
				/SUPPLIES/MATERIALS						
23000	1000	56118	SERVICES	ACTIVITY/INSTRUCTION	-707.25	01/11/2024	79697	R	COCA COLA BOTTLING C	Overage Credit Ref #
				/SUPPLIES/MATERIALS						24358200661
23000	1000	56118	SERVICES	ACTIVITY/INSTRUCTION	357.12	01/11/2024	79697	R	COCA COLA BOTTLING C	Snackbar
				/SUPPLIES/MATERIALS						
23000	1000	56118	SERVICES	ACTIVITY/INSTRUCTION	2,184.00	01/11/2024	79698	R	ESSENCE BOTTLING COM	Bottled water for concessions
				/SUPPLIES/MATERIALS						
23000	1000	56118	SERVICES	ACTIVITY/INSTRUCTION	91.00	01/11/2024	79699	R	GAME ONE	Softball Wristbands
				/SUPPLIES/MATERIALS						
23000	1000	56118	SERVICES	ACTIVITY/INSTRUCTION	471.92	01/11/2024	79700	R	ID WHOLESALER	LANYARDS
				/SUPPLIES/MATERIALS						
23000	1000	56118	SERVICES	ACTIVITY/INSTRUCTION	27.38	01/11/2024	79701	R	INDOFF INCORPORATED	Coffee Bar Supplies
				/SUPPLIES/MATERIALS						
23000	1000	56118	SERVICES	ACTIVITY/INSTRUCTION	840.33	01/11/2024	79702	R	LABATT FOOD SERVICE	Snackbar
				/SUPPLIES/MATERIALS						
23000	1000	55915	SERVICES	ACTIVITY/INSTRUCTION	90.00	01/11/2024	79703	R	PETERSON, DERREK	HOUSTON BB VS HEIZER
				/OTHER CONTRACT						

FUND	FUNC	OBJ	ACCOUNT	DESCRIPTION	AMOUNT	CHECK DATE	CHECK	CHEK CHE	INVOICE
								NUMBER	DESCRIPTION
								TYP	
								VENDOR	
				SERVICES					
23000	1000	56118		ACTIVITY/INSTRUCTION	1,295.55	01/11/2024		79704 R	CORONADO ELEM PRIZE INVOICE
				/SUPPLIES/MATERIALS					
23000	1000	56118		ACTIVITY/INSTRUCTION	381.29	01/11/2024		79705 R	R C TAYLOR DISTRIBUT Snackbar
				/SUPPLIES/MATERIALS					
23000	1000	56118		ACTIVITY/INSTRUCTION	302.68	01/11/2024		79706 R	R U NUTS COMPANY Coffee Bar Supplies
				/SUPPLIES/MATERIALS					
23000	1000	56118		ACTIVITY/INSTRUCTION	85.55	01/11/2024		79707 R	UNITED SUPERMARKETS HOSPITALITY SUPPLIES: CTECH
				/SUPPLIES/MATERIALS					
23000	1000	56118		ACTIVITY/INSTRUCTION	142.56	01/11/2024		79707 R	UNITED SUPERMARKETS CULINARY PROJECT SUPPLIES: CTECH
				/SUPPLIES/MATERIALS					
23000	1000	56118		ACTIVITY/INSTRUCTION	28.94	01/11/2024		79707 R	UNITED SUPERMARKETS CULINARY PROJECT SUPPLIES
				/SUPPLIES/MATERIALS					
23000	1000	55915		ACTIVITY/INSTRUCTION	90.00	01/11/2024		79708 R	WRIGHT, KEITH HOUSTON BB VS HEIZER
				/OTHER CONTRACT					
				SERVICES					
23000	1000	56118		ACTIVITY/INSTRUCTION	127.40	01/18/2024		79709 R	AFFILIATED FOODS INC SNACK BAR
				/SUPPLIES/MATERIALS					
23000	1000	56118		ACTIVITY/INSTRUCTION	43.59	01/18/2024		79709 R	AFFILIATED FOODS INC SNACK BAR
				/SUPPLIES/MATERIALS					
23000	1000	56118		ACTIVITY/INSTRUCTION	299.24	01/18/2024		79709 R	AFFILIATED FOODS INC Snackbar
				/SUPPLIES/MATERIALS					
23000	1000	56118		ACTIVITY/INSTRUCTION	45.64	01/18/2024		79709 R	AFFILIATED FOODS INC Snackbar
				/SUPPLIES/MATERIALS					
23000	1000	56118		ACTIVITY/INSTRUCTION	1,161.33	01/18/2024		79709 R	AFFILIATED FOODS INC Snackbar
				/SUPPLIES/MATERIALS					
23000	1000	56118		ACTIVITY/INSTRUCTION	120.28	01/18/2024		79709 R	AFFILIATED FOODS INC Snackbar
				/SUPPLIES/MATERIALS					
23000	1000	56118		ACTIVITY/INSTRUCTION	1,077.38	01/18/2024		79709 R	AFFILIATED FOODS INC Snackbar
				/SUPPLIES/MATERIALS					
23000	1000	56118		ACTIVITY/INSTRUCTION	-42.99	01/18/2024		79709 R	AFFILIATED FOODS INC Snackbar
				/SUPPLIES/MATERIALS					
23000	1000	56118		ACTIVITY/INSTRUCTION	895.80	01/18/2024		79709 R	AFFILIATED FOODS INC SNACK BAR
				/SUPPLIES/MATERIALS					
23000	1000	56118		ACTIVITY/INSTRUCTION	90.86	01/18/2024		79709 R	AFFILIATED FOODS INC SNACK BAR
				/SUPPLIES/MATERIALS					
23000	1000	56118		ACTIVITY/INSTRUCTION	42.23	01/18/2024		79710 R	AIRGAS USA LLC Helium for Central Kitchen
				/SUPPLIES/MATERIALS					
22000	1000	55817		ATHLETICS/INSTRUCTIO	120.63	01/18/2024		79711 R	BANK OF AMERICA - P Wrestling Meals

FUND	FUNC	OBJ	ACCOUNT DESCRIPTION	AMOUNT	CHECK DATE	CHECK CHE NUMBER	CHE TYP	VENDOR	INVOICE DESCRIPTION
22000	1000	55817	N/STUDENT TRAVEL						
22000	1000	55817	ATHLETICS/INSTRUCTION	896.64	01/18/2024	79711	R	BANK OF AMERICA - P	Wrestling Meals
22000	1000	55817	N/STUDENT TRAVEL						
22000	1000	55817	ATHLETICS/INSTRUCTION	252.95	01/18/2024	79711	R	BANK OF AMERICA - P	Freshman Meals 23/24
22000	1000	55817	N/STUDENT TRAVEL						
22000	1000	55817	ATHLETICS/INSTRUCTION	1,271.63	01/18/2024	79711	R	BANK OF AMERICA - P	Freshman Meals 23/24
22000	1000	55817	N/STUDENT TRAVEL						
22000	1000	55817	ATHLETICS/INSTRUCTION	172.13	01/18/2024	79711	R	BANK OF AMERICA - P	Freshman Meals 23/24
22000	1000	55817	N/STUDENT TRAVEL						
22000	1000	55817	ATHLETICS/INSTRUCTION	1,477.03	01/18/2024	79711	R	BANK OF AMERICA - P	Wrestling Meals
22000	1000	55817	N/STUDENT TRAVEL						
22000	1000	55817	ATHLETICS/INSTRUCTION	4,035.39	01/18/2024	79711	R	BANK OF AMERICA - P	Wrestling Lodging
22000	1000	55817	N/STUDENT TRAVEL						
22000	1000	55817	ATHLETICS/INSTRUCTION	2,546.60	01/18/2024	79711	R	BANK OF AMERICA - P	BBB Lodging 23/24
23000	1000	56118	N/STUDENT TRAVEL						
23000	1000	56118	ACTIVITY/INSTRUCTION	900.00	01/18/2024	79712	R	C LEAF ENTERPRISES L	Snackbar
23000	1000	56118	/SUPPLIES/MATERIALS						
23000	1000	56118	ACTIVITY/INSTRUCTION	52.52	01/18/2024	79713	R	CENTURY RESOURCES IN	HEIZER FUNDRAISER: CHOIR
23000	1000	56118	/SUPPLIES/MATERIALS						
23000	1000	55915	ACTIVITY/INSTRUCTION	400.14	01/18/2024	79714	R	CINTAS CORPORATION L	Towel and Mop Service
23000	1000	55915	/OTHER CONTRACT						
23000	1000	55915	SERVICES						
23000	1000	55915	ACTIVITY/INSTRUCTION	57.02	01/18/2024	79714	R	CINTAS CORPORATION L	Towel and Mop Service
23000	1000	55915	/OTHER CONTRACT						
23000	1000	55915	SERVICES						
23000	1000	56118	ACTIVITY/INSTRUCTION	170.16	01/18/2024	79715	R	COCA COLA BOTTLING C	Snackbar
23000	1000	56118	/SUPPLIES/MATERIALS						
23000	1000	56118	ACTIVITY/INSTRUCTION	270.00	01/18/2024	79716	R	DOMINO'S PIZZA TEAM	Pizza for Concessions
23000	1000	56118	/SUPPLIES/MATERIALS						
23000	1000	56118	ACTIVITY/INSTRUCTION	2,334.75	01/18/2024	79716	R	DOMINO'S PIZZA TEAM	SNACK BAR
23000	1000	56118	/SUPPLIES/MATERIALS						
23000	1000	56118	ACTIVITY/INSTRUCTION	268.76	01/18/2024	79716	R	DOMINO'S PIZZA TEAM	PIZZA FOR STUDENTS
23000	1000	56118	/SUPPLIES/MATERIALS						(INCENTIVE) 12/12/23
23000	1000	56118	ACTIVITY/INSTRUCTION	759.00	01/18/2024	79716	R	DOMINO'S PIZZA TEAM	SNACK BAR
23000	1000	56118	/SUPPLIES/MATERIALS						
23000	1000	56118	ACTIVITY/INSTRUCTION	2,054.25	01/18/2024	79716	R	DOMINO'S PIZZA TEAM	SNACK BAR
23000	1000	56118	/SUPPLIES/MATERIALS						
23000	1000	55915	ACTIVITY/INSTRUCTION	90.00	01/18/2024	79717	R	FRENCH, TOMMY	HIGHLAND BB VS CLOVIS YUCCA
23000	1000	55915	/OTHER CONTRACT						

FUND	FUNC	OBJ	ACCOUNT	DESCRIPTION	AMOUNT	CHECK DATE	CHECK	CHEQ	CHEQ	CHEQ	CHEQ	INVOICE	DESCRIPTION
								NUMBER	TYP	VENDOR			
23000	1000	56118	SERVICES	ACTIVITY/INSTRUCTION	176.00	01/18/2024		79718	R	HMS NUTRITIONAL SERV	WILL ROGERS STAFF BANQUET		
				/SUPPLIES/MATERIALS									SUPPLIES/CATERING
23000	1000	56118		ACTIVITY/INSTRUCTION	3,500.00	01/18/2024		79718	R	HMS NUTRITIONAL SERV	HHT Breakfast		
				/SUPPLIES/MATERIALS									
23000	1000	56118		ACTIVITY/INSTRUCTION	824.34	01/18/2024		79719	R	INDOFF INCORPORATED	Coffee Bar Supplies		
				/SUPPLIES/MATERIALS									
23000	1000	56118		ACTIVITY/INSTRUCTION	429.44	01/18/2024		79720	R	LABATT FOOD SERVICE	SNACK BAR		
				/SUPPLIES/MATERIALS									
23000	1000	56118		ACTIVITY/INSTRUCTION	632.75	01/18/2024		79720	R	LABATT FOOD SERVICE	Supplies and materials for		
				/SUPPLIES/MATERIALS							cafe		
23000	1000	56118		ACTIVITY/INSTRUCTION	632.72	01/18/2024		79720	R	LABATT FOOD SERVICE	Snackbar		
				/SUPPLIES/MATERIALS									
23000	1000	56118		ACTIVITY/INSTRUCTION	3,048.96	01/18/2024		79720	R	LABATT FOOD SERVICE	Snackbar		
				/SUPPLIES/MATERIALS									
23000	1000	56118		ACTIVITY/INSTRUCTION	1,015.68	01/18/2024		79720	R	LABATT FOOD SERVICE	SNACK BAR		
				/SUPPLIES/MATERIALS									
23000	1000	56118		ACTIVITY/INSTRUCTION	1,503.65	01/18/2024		79721	R	POWELL, DANIEL	Broadmoor Fundraiser Prizes		
				/SUPPLIES/MATERIALS									
23000	1000	56118		ACTIVITY/INSTRUCTION	145.86	01/18/2024		79722	R	R C TAYLOR DISTRIBUT	Food for Concessions		
				/SUPPLIES/MATERIALS									
23000	1000	56118		ACTIVITY/INSTRUCTION	2,429.46	01/18/2024		79722	R	R C TAYLOR DISTRIBUT	Food for Concessions		
				/SUPPLIES/MATERIALS									
23000	1000	56118		ACTIVITY/INSTRUCTION	-218.42	01/18/2024		79722	R	R C TAYLOR DISTRIBUT	Food for Concessions		
				/SUPPLIES/MATERIALS									
23000	1000	56118		ACTIVITY/INSTRUCTION	1,915.98	01/18/2024		79722	R	R C TAYLOR DISTRIBUT	Food for Concessions		
				/SUPPLIES/MATERIALS									
23000	1000	56118		ACTIVITY/INSTRUCTION	446.15	01/18/2024		79722	R	R C TAYLOR DISTRIBUT	Snackbar		
				/SUPPLIES/MATERIALS									
23000	1000	56118		ACTIVITY/INSTRUCTION	475.86	01/18/2024		79723	R	ROSA'S CAFE & TORTIL	BREAKFAST BURRITOS: HOUSTON		
				/SUPPLIES/MATERIALS							MS		
23000	1000	56118		ACTIVITY/INSTRUCTION	147.91	01/18/2024		79724	R	THRIFTWAY	Emergency Food Purchases for		
				/SUPPLIES/MATERIALS							catering.		
23000	1000	56118		ACTIVITY/INSTRUCTION	10.43	01/18/2024		79724	R	THRIFTWAY	Emergency Food Purchases for		
				/SUPPLIES/MATERIALS							catering.		
23000	1000	56118		ACTIVITY/INSTRUCTION	26.30	01/18/2024		79724	R	THRIFTWAY	Emergency Food Purchases for		
				/SUPPLIES/MATERIALS							concessions.		
23000	1000	56118		ACTIVITY/INSTRUCTION	49.40	01/18/2024		79724	R	THRIFTWAY	Emergency Food Purchases for		
				/SUPPLIES/MATERIALS							concessions.		

ACCOUNT		CHECK		CHECK CHE		INVOICE		
FUND	FUNC OBJ	DESCRIPTION	AMOUNT	DATE	NUMBER	TYP	VENDOR	DESCRIPTION
23000	1000 56118	ACTIVITY/INSTRUCTION /SUPPLIES/MATERIALS	71.12	01/18/2024	79725	R	UNITED SUPERMARKETS	Students incentives for AR Celebration
22000	1000 55817	ATHLETICS/INSTRUCTIO N/STUDENT TRAVEL	243.79	01/18/2024	79725	R	UNITED SUPERMARKETS	WRESTLING SUPPLIES: SNACKS
23000	1000 56118	ACTIVITY/INSTRUCTION /SUPPLIES/MATERIALS	35.97	01/18/2024	79725	R	UNITED SUPERMARKETS	To encumber funds for emergency food purchases for catering.
23000	1000 56118	ACTIVITY/INSTRUCTION /SUPPLIES/MATERIALS	186.97	01/18/2024	79725	R	UNITED SUPERMARKETS	emergency food purchases for catering.
22000	1000 55817	ATHLETICS/INSTRUCTIO N/STUDENT TRAVEL	887.60	01/18/2024	79726	R	BANK OF AMERICA - P	Wrestling Meals
23000	1000 56118	ACTIVITY/INSTRUCTION /SUPPLIES/MATERIALS	10,000.00	01/25/2024	79727	R	ADVANCED TECHNOLOGIE	ATC Festo STEM Lab
23000	1000 56118	ACTIVITY/INSTRUCTION /SUPPLIES/MATERIALS	271.99	01/25/2024	79728	R	AFFILIATED FOODS INC	Snackbar
23000	1000 56118	ACTIVITY/INSTRUCTION /SUPPLIES/MATERIALS	249.40	01/25/2024	79728	R	AFFILIATED FOODS INC	Snackbar
23000	1000 56118	ACTIVITY/INSTRUCTION /SUPPLIES/MATERIALS	245.19	01/25/2024	79728	R	AFFILIATED FOODS INC	Snackbar
23000	1000 56118	ACTIVITY/INSTRUCTION /SUPPLIES/MATERIALS	91.28	01/25/2024	79728	R	AFFILIATED FOODS INC	Snackbar
23000	1000 55915	ACTIVITY/INSTRUCTION /OTHER CONTRACT SERVICES	90.00	01/25/2024	79729	R	AUSTIN, BILLY	HOUSTON BB VS HIGHLAND
23000	1000 56118	ACTIVITY/INSTRUCTION /SUPPLIES/MATERIALS	2,656.87	01/25/2024	79730	R	CAPITAL ONE	STUDENT / INCENTIVES HIGHLAND
23000	1000 56118	ACTIVITY/INSTRUCTION /SUPPLIES/MATERIALS	66.10	01/25/2024	79731	R	CARIBOU COFFEE OPERA	Coffee Bar Supplies
23000	1000 55915	ACTIVITY/INSTRUCTION /OTHER CONTRACT SERVICES	45.64	01/25/2024	79732	R	CINTAS CORPORATION	L Towel and Mop Service
23000	1000 55915	ACTIVITY/INSTRUCTION /OTHER CONTRACT SERVICES	47.85	01/25/2024	79732	R	CINTAS CORPORATION	L Towel and Mop Service
23000	1000 55915	ACTIVITY/INSTRUCTION /OTHER CONTRACT SERVICES	44.45	01/25/2024	79732	R	CINTAS CORPORATION	L Towel and Mop Service
23000	1000 55915	ACTIVITY/INSTRUCTION /OTHER CONTRACT SERVICES	57.02	01/25/2024	79732	R	CINTAS CORPORATION	L Towel and Mop Service

FUND	FUNC	OBJ	ACCOUNT	DESCRIPTION	AMOUNT	CHECK DATE	CHECK NUMBER	CHEQ TYP	CHEQ VENDOR	INVOICE DESCRIPTION
23000	1000	55915	SERVICES	ACTIVITY/INSTRUCTION	56.14	01/25/2024	79732	R	CINTAS CORPORATION	L Towel and Mop Service
				/OTHER CONTRACT						
23000	1000	55915	SERVICES	ACTIVITY/INSTRUCTION	45.64	01/25/2024	79732	R	CINTAS CORPORATION	L Towel and Mop Service
				/OTHER CONTRACT						
23000	1000	55915	SERVICES	ACTIVITY/INSTRUCTION	47.85	01/25/2024	79732	R	CINTAS CORPORATION	L Towel and Mop Service
				/OTHER CONTRACT						
23000	1000	55915	SERVICES	ACTIVITY/INSTRUCTION	400.14	01/25/2024	79732	R	CINTAS CORPORATION	L Towel and Mop Service
				/OTHER CONTRACT						
23000	1000	55915	SERVICES	ACTIVITY/INSTRUCTION	47.85	01/25/2024	79732	R	CINTAS CORPORATION	L Towel and Mop Service
				/OTHER CONTRACT						
23000	1000	55915	SERVICES	ACTIVITY/INSTRUCTION	25.14	01/25/2024	79732	R	CINTAS CORPORATION	L Towel and Mop Service
				/OTHER CONTRACT						
23000	1000	55915	SERVICES	ACTIVITY/INSTRUCTION	42.66	01/25/2024	79732	R	CINTAS CORPORATION	L Towel and Mop Service
				/OTHER CONTRACT						
23000	1000	55915	SERVICES	ACTIVITY/INSTRUCTION	42.66	01/25/2024	79732	R	CINTAS CORPORATION	L Towel and Mop Service
				/OTHER CONTRACT						
23000	1000	55915	SERVICES	ACTIVITY/INSTRUCTION	40.92	01/25/2024	79732	R	CINTAS CORPORATION	L Towel and Mop Service
				/OTHER CONTRACT						
23000	1000	55915	SERVICES	ACTIVITY/INSTRUCTION	42.66	01/25/2024	79732	R	CINTAS CORPORATION	L Towel and Mop Service
				/OTHER CONTRACT						
23000	1000	55915	SERVICES	ACTIVITY/INSTRUCTION	47.85	01/25/2024	79732	R	CINTAS CORPORATION	L Towel and Mop Service
				/OTHER CONTRACT						
23000	1000	55915	SERVICES	ACTIVITY/INSTRUCTION	47.85	01/25/2024	79732	R	CINTAS CORPORATION	L Towel and Mop Service
				/OTHER CONTRACT						
23000	1000	55915	SERVICES	ACTIVITY/INSTRUCTION	41.79	01/25/2024	79732	R	CINTAS CORPORATION	L Towel and Mop Service
				/OTHER CONTRACT						

FUND	FUNC	OBJ	ACCOUNT	DESCRIPTION	AMOUNT	CHECK	CHEK	CHEK	CHEK	INVOICE
					DATE	DATE	NUMBER	TYP	VENDOR	DESCRIPTION
23000	1000	56118	SERVICES	ACTIVITY/INSTRUCTION	3,509.04	01/25/2024	79733	R	COCA COLA	BOTTLING C Coca Cola for Concessions
				/SUPPLIES/MATERIALS						
23000	1000	56118		ACTIVITY/INSTRUCTION	163.20	01/25/2024	79733	R	COCA COLA	BOTTLING C Snackbar
				/SUPPLIES/MATERIALS						
23000	1000	57331		ACTIVITY/INSTRUCTION	8,544.00	01/25/2024	79734	R	DAKTRONICS INC	Scoreboard for Houston
				/FIXED ASSETS OVER						
				\$5000						
23000	1000	55915		ACTIVITY/INSTRUCTION	90.00	01/25/2024	79735	R	FRENCH, TOMMY	HIGHLAND BB VS LOVINGTON
				/OTHER CONTRACT						
23000	1000	56118	SERVICES	ACTIVITY/INSTRUCTION	29.75	01/25/2024	79736	R	H2O TO GO	WATER REFILL: MURRAY
				/SUPPLIES/MATERIALS						
23000	1000	56118		ACTIVITY/INSTRUCTION	35.70	01/25/2024	79736	R	H2O TO GO	WATER REFILL: CTECH
				/SUPPLIES/MATERIALS						
23000	1000	56118		ACTIVITY/INSTRUCTION	47.60	01/25/2024	79736	R	H2O TO GO	WATER: HFHS
				/SUPPLIES/MATERIALS						
23000	1000	56118		ACTIVITY/INSTRUCTION	473.00	01/25/2024	79737	R	LABATT FOOD SERVICE	Supplies and materials for
				/SUPPLIES/MATERIALS						cafe
23000	1000	56118		ACTIVITY/INSTRUCTION	734.12	01/25/2024	79737	R	LABATT FOOD SERVICE	Snackbar
				/SUPPLIES/MATERIALS						
23000	1000	56118		ACTIVITY/INSTRUCTION	150.21	01/25/2024	79737	R	LABATT FOOD SERVICE	Cafe supplies
				/SUPPLIES/MATERIALS						
23000	1000	56118		ACTIVITY/INSTRUCTION	827.19	01/25/2024	79737	R	LABATT FOOD SERVICE	Cafe supplies
				/SUPPLIES/MATERIALS						
23000	1000	56118		ACTIVITY/INSTRUCTION	1,946.00	01/25/2024	79738	R	ONE WAY GRAPHICS & D	SUPPLIES
				/SUPPLIES/MATERIALS						
23000	1000	56118		ACTIVITY/INSTRUCTION	184.39	01/25/2024	79739	R	OTC BRANDS INC	IStation Rewards
				/SUPPLIES/MATERIALS						
23000	1000	55915		ACTIVITY/INSTRUCTION	45.00	01/25/2024	79740	R	PETERSON, DERREK	HEIZER BB VS LOVINGTON
				/OTHER CONTRACT						
23000	1000	55915	SERVICES	ACTIVITY/INSTRUCTION	90.00	01/25/2024	79740	R	PETERSON, DERREK	HOUSTON BB VS HIGHLAND
				/OTHER CONTRACT						
23000	1000	56118	SERVICES	ACTIVITY/INSTRUCTION	57.60	01/25/2024	79741	R	R C TAYLOR	DISTRIBUT Snackbar
				/SUPPLIES/MATERIALS						
23000	1000	56118		ACTIVITY/INSTRUCTION	265.35	01/25/2024	79741	R	R C TAYLOR	DISTRIBUT Snackbar
				/SUPPLIES/MATERIALS						

ACCOUNT		CHECK		CHECK CHE		INVOICE		
FUND	FUNC OBJ	DESCRIPTION	AMOUNT	DATE	NUMBER	TYP	VENDOR	DESCRIPTION
23000	1000	56118	55.37	01/25/2024	79742	R	THRIFTWAY	CONCESSION EMERGENCY SUPPLIES
		/SUPPLIES/MATERIALS						
23000	1000	56118	169.44	01/25/2024	79743	R	UNITED SUPERMARKETS	HOSPITALITY SUPPLIES: CTECH
		/SUPPLIES/MATERIALS						
22000	1000	55817	140.15	01/25/2024	79743	R	UNITED SUPERMARKETS	WRESTLING SUPPLIES/SNACKS
		N/STUDENT TRAVEL						
23000	1000	56118	31.80	01/25/2024	79743	R	UNITED SUPERMARKETS	Food ingredients for culinary projects
		/SUPPLIES/MATERIALS						
23000	0000	24201	22,959.11	01/29/2024	79744	R	HMS PAYROLL	PR 1-31-24 (12/16 TO 1/19)
		ANCE						
		SHEET/INTERFUND DUE						
		TO						
31100	4000	54500	38,659.24	01/11/2024	1954	R	BRADBURY STAMM CONST	Southern Heights Elementary School Replacement
		BOND						
		BUILDING/CAPITAL						
		OUTLAY/CONSTRUCTION						
		SERVICES						
31100	4000	54500	1,115.40	01/11/2024	1955	R	DEKKER, PERICH, SABA	Southern Heights Design Services #30
		BOND						
		BUILDING/CAPITAL						
		OUTLAY/CONSTRUCTION						
		SERVICES						
21000	0000	24201	202,445.66	01/10/2024	32709	R	HMS PAYROLL	PR 1-12-24 (12/9-12/15)
		FOOD						
		SERVICE/REVENUE/BALANCE						
		SHEET/INTERFUND						
		DUE TO						
21000	3100	56116	6,115.20	01/11/2024	32710	R	ESSENCE BOTTLING COM	Water for NSLP
		FOOD SERVICE/FOOD						
		SERVICE						
21000	3100	56116	18,471.11	01/11/2024	32711	R	LABATT FOOD SERVICE	Food for NSLP
		FOOD SERVICE/FOOD						
		SERVICE						
21000	3100	56116	15,819.57	01/11/2024	32711	R	LABATT FOOD SERVICE	Food for NSLP
		FOOD SERVICE/FOOD						
		SERVICE						
21000	3100	56116	3,921.22	01/11/2024	32711	R	LABATT FOOD SERVICE	Food for NSLP
		FOOD SERVICE/FOOD						
		SERVICE						
21000	3100	56116	901.65	01/11/2024	32711	R	LABATT FOOD SERVICE	Food for NSLP
		FOOD SERVICE/FOOD						
		SERVICE						
		OPERATIONS/FOOD						
		OPERATIONS/FOOD						

FUND	FUNC	OBJ	ACCOUNT	DESCRIPTION	AMOUNT	CHECK DATE	CHECK NUMBER	CHE TYPE	CHE VENDOR	INVOICE DESCRIPTION
21000	3100	56116	FOOD SERVICE/FOOD SERVICE	OPERATIONS/FOOD	2,113.39	01/11/2024	32711	R	LABATT FOOD SERVICE	Food for NSLP
21000	3100	56116	FOOD SERVICE/FOOD SERVICE	OPERATIONS/FOOD	417.83	01/11/2024	32711	R	LABATT FOOD SERVICE	Food for NSLP
21000	3100	56116	FOOD SERVICE/FOOD SERVICE	OPERATIONS/FOOD	1,444.71	01/11/2024	32711	R	LABATT FOOD SERVICE	Food for NSLP
21000	3100	56116	FOOD SERVICE/FOOD SERVICE	OPERATIONS/FOOD	63.91	01/11/2024	32711	R	LABATT FOOD SERVICE	Food for NSLP
21000	3100	56116	FOOD SERVICE/FOOD SERVICE	OPERATIONS/FOOD	419.15	01/11/2024	32711	R	LABATT FOOD SERVICE	Food for NSLP
21000	3100	55813	FOOD SERVICE/FOOD SERVICE	OPERATIONS/EMP .	17.30	01/18/2024	32712	R	BICKLEY, LORI	Dec Mileage
21000	3100	56116	FOOD SERVICE/FOOD SERVICE	TRAVEL-NON-TEACHERS	3,482.88	01/18/2024	32713	R	COCA COLA BOTTLING C	Coca Cola Products for NSLP
21000	3100	56116	FOOD SERVICE/FOOD SERVICE	OPERATIONS/FOOD	1,741.44	01/18/2024	32713	R	COCA COLA BOTTLING C	Coca Cola Products for NSLP
21000	3100	55813	FOOD SERVICE/FOOD SERVICE	OPERATIONS/EMP .	92.60	01/18/2024	32714	R	CRUZ, NAOMI	Dec Mileage
21000	3100	55813	FOOD SERVICE/FOOD SERVICE	TRAVEL-NON-TEACHERS	55.89	01/18/2024	32715	R	CUETO, ELIZABETH	Dec Mileage
21000	3100	56116	FOOD SERVICE/FOOD SERVICE	OPERATIONS/EMP .	-0.36	01/18/2024	32716	R	DEAN DAIRY CORPORATE	Milk
21000	3100	56116	FOOD SERVICE/FOOD SERVICE	OPERATIONS/FOOD	-35.74	01/18/2024	32716	R	DEAN DAIRY CORPORATE	Milk

ACCOUNT		CHECK		CHECK CHE		INVOICE		
FUND	FUNC OBJ	DESCRIPTION	AMOUNT	DATE	NUMBER	TYP	VENDOR	DESCRIPTION
21000	3100 56116	FOOD SERVICE/FOOD SERVICE OPERATIONS/FOOD	-0.36	01/18/2024	32716	R	DEAN DAIRY CORPORATE MILK	
21000	3100 56116	FOOD SERVICE/FOOD SERVICE OPERATIONS/FOOD	216.51	01/18/2024	32716	R	DEAN DAIRY CORPORATE MILK	
21000	3100 56116	FOOD SERVICE/FOOD SERVICE OPERATIONS/FOOD	72.86	01/18/2024	32716	R	DEAN DAIRY CORPORATE MILK	
21000	3100 56116	FOOD SERVICE/FOOD SERVICE OPERATIONS/FOOD	308.62	01/18/2024	32716	R	DEAN DAIRY CORPORATE MILK	
21000	3100 56116	FOOD SERVICE/FOOD SERVICE OPERATIONS/FOOD	91.08	01/18/2024	32716	R	DEAN DAIRY CORPORATE MILK	
21000	3100 56116	FOOD SERVICE/FOOD SERVICE OPERATIONS/FOOD	145.72	01/18/2024	32716	R	DEAN DAIRY CORPORATE MILK	
21000	3100 56116	FOOD SERVICE/FOOD SERVICE OPERATIONS/FOOD	180.77	01/18/2024	32716	R	DEAN DAIRY CORPORATE MILK	
21000	3100 56116	FOOD SERVICE/FOOD SERVICE OPERATIONS/FOOD	91.08	01/18/2024	32716	R	DEAN DAIRY CORPORATE MILK	
21000	3100 56116	FOOD SERVICE/FOOD SERVICE OPERATIONS/FOOD	144.69	01/18/2024	32716	R	DEAN DAIRY CORPORATE MILK	
21000	3100 56116	FOOD SERVICE/FOOD SERVICE OPERATIONS/FOOD	72.17	01/18/2024	32716	R	DEAN DAIRY CORPORATE MILK	
21000	3100 56116	FOOD SERVICE/FOOD SERVICE OPERATIONS/FOOD	72.17	01/18/2024	32716	R	DEAN DAIRY CORPORATE MILK	
21000	3100 56116	FOOD SERVICE/FOOD SERVICE OPERATIONS/FOOD	36.43	01/18/2024	32716	R	DEAN DAIRY CORPORATE MILK	
21000	3100 56116	FOOD SERVICE/FOOD SERVICE OPERATIONS/FOOD	72.86	01/18/2024	32716	R	DEAN DAIRY CORPORATE MILK	

ACCOUNT		CHECK		CHECK CHE		INVOICE		
FUND	FUNC OBJ	DESCRIPTION	AMOUNT	DATE	NUMBER	TYP	VENDOR	DESCRIPTION
21000	3100 56116	FOOD SERVICE/FOOD SERVICE	181.12	01/18/2024	32716	R	DEAN DAIRY CORPORATE MILK	
21000	3100 56116	OPERATIONS/FOOD						
21000	3100 56116	FOOD SERVICE/FOOD SERVICE	235.42	01/18/2024	32716	R	DEAN DAIRY CORPORATE MILK	
21000	3100 56116	OPERATIONS/FOOD						
21000	3100 56116	FOOD SERVICE/FOOD SERVICE	252.94	01/18/2024	32716	R	DEAN DAIRY CORPORATE MILK	
21000	3100 56116	OPERATIONS/FOOD						
21000	3100 56116	FOOD SERVICE/FOOD SERVICE	36.43	01/18/2024	32716	R	DEAN DAIRY CORPORATE MILK	
21000	3100 56116	OPERATIONS/FOOD						
21000	3100 56116	FOOD SERVICE/FOOD SERVICE	145.03	01/18/2024	32716	R	DEAN DAIRY CORPORATE MILK	
21000	3100 56116	OPERATIONS/FOOD						
21000	3100 56116	FOOD SERVICE/FOOD SERVICE	218.24	01/18/2024	32716	R	DEAN DAIRY CORPORATE MILK	
21000	3100 56116	OPERATIONS/FOOD						
21000	3100 56116	FOOD SERVICE/FOOD SERVICE	200.37	01/18/2024	32716	R	DEAN DAIRY CORPORATE MILK	
21000	3100 56116	OPERATIONS/FOOD						
21000	3100 56116	FOOD SERVICE/FOOD SERVICE	109.29	01/18/2024	32716	R	DEAN DAIRY CORPORATE MILK	
21000	3100 56116	OPERATIONS/FOOD						
21000	3100 56116	FOOD SERVICE/FOOD SERVICE	108.26	01/18/2024	32716	R	DEAN DAIRY CORPORATE MILK	
21000	3100 56116	OPERATIONS/FOOD						
21000	3100 56116	FOOD SERVICE/FOOD SERVICE	217.89	01/18/2024	32716	R	DEAN DAIRY CORPORATE MILK	
21000	3100 56116	OPERATIONS/FOOD						
21000	3100 56116	FOOD SERVICE/FOOD SERVICE	145.38	01/18/2024	32716	R	DEAN DAIRY CORPORATE MILK	
21000	3100 56116	OPERATIONS/FOOD						
21000	3100 56116	FOOD SERVICE/FOOD SERVICE	18.22	01/18/2024	32716	R	DEAN DAIRY CORPORATE MILK	
21000	3100 56116	OPERATIONS/FOOD						
21000	3100 56116	FOOD SERVICE/FOOD SERVICE	145.72	01/18/2024	32716	R	DEAN DAIRY CORPORATE MILK	
21000	3100 56116	OPERATIONS/FOOD						

ACCOUNT		CHECK		CHECK CHE		INVOICE		
FUND	FUNC OBJ	DESCRIPTION	AMOUNT	DATE	NUMBER	TYP	VENDOR	DESCRIPTION
21000	3100 56116	FOOD SERVICE/FOOD SERVICE	18.22	01/18/2024	32716	R	DEAN DAIRY CORPORATE MILK	
21000	3100 56116	OPERATIONS/FOOD						
21000	3100 56116	FOOD SERVICE/FOOD SERVICE	36.43	01/18/2024	32716	R	DEAN DAIRY CORPORATE MILK	
21000	3100 56116	OPERATIONS/FOOD						
21000	3100 56116	FOOD SERVICE/FOOD SERVICE	72.17	01/18/2024	32716	R	DEAN DAIRY CORPORATE MILK	
21000	3100 56116	OPERATIONS/FOOD						
21000	3100 56116	FOOD SERVICE/FOOD SERVICE	72.17	01/18/2024	32716	R	DEAN DAIRY CORPORATE MILK	
21000	3100 56116	OPERATIONS/FOOD						
21000	3100 55915	FOOD SERVICE/FOOD SERVICE	177.00	01/18/2024	32717	R	FOOD HANDLER SOLUTION Manager Courses and Test fees	
21000	3100 55915	OPERATIONS/OTHER						
21000	3100 55915	CONTRACT SERVICES						
21000	3100 56116	FOOD SERVICE/FOOD SERVICE	11,228.49	01/18/2024	32718	R	NARDONE BROS BAKING	Commodity Processed Pizza
21000	3100 56116	OPERATIONS/FOOD						
21000	3100 55813	FOOD SERVICE/FOOD SERVICE	18.49	01/18/2024	32719	R	ROBLES, BRENDA	Dec Mileage
21000	3100 55813	OPERATIONS/EMP.						
21000	3100 55813	TRAVEL-NON-TEACHERS						
21000	3100 55813	FOOD SERVICE/FOOD SERVICE	1,450.00	01/18/2024	32720	R	SCHOOL NUTRITION ASS	Registration for Legislative Action Conference
21000	3100 55813	OPERATIONS/EMP.						
21000	3100 55813	TRAVEL-NON-TEACHERS						
21000	3100 56116	FOOD SERVICE/FOOD SERVICE	9,038.25	01/18/2024	32721	R	SEGOVIA'S DISTRIBUTI	Fresh Produce
21000	3100 56116	OPERATIONS/FOOD						
21000	3100 56116	FOOD SERVICE/FOOD SERVICE	55.92	01/18/2024	32722	R	UNITED SUPERMARKETS	To encumber funds for emergency food purchases for Central Kitchen.
21000	3100 56116	OPERATIONS/FOOD						
21000	3100 56116	FOOD SERVICE/FOOD SERVICE	39.46	01/18/2024	32722	R	UNITED SUPERMARKETS	emergency food purchases for Central Kitchen.
21000	3100 56116	OPERATIONS/FOOD						
21000	3100 56116	FOOD SERVICE/FOOD SERVICE	43.90	01/18/2024	32722	R	UNITED SUPERMARKETS	emergency food purchases for Central Kitchen.
21000	3100 56116	OPERATIONS/FOOD						

FUND	FUNC	OBJ	ACCOUNT DESCRIPTION	AMOUNT	CHECK DATE	CHECK NUMBER	CHEQ TYP	CHEQ VENDOR	INVOICE DESCRIPTION
21000	3100	56116	FOOD SERVICE/FOOD SERVICE OPERATIONS/FOOD	95.88	01/18/2024	32722	R	UNITED SUPERMARKETS	emergency food purchases for Central Kitchen.
21000	3100	56116	FOOD SERVICE/FOOD SERVICE OPERATIONS/FOOD	5,797.86	01/25/2024	32723	R	COCA COLA BOTTLING C	Coca Cola Products for NSLP
21000	3100	56116	FOOD SERVICE/FOOD SERVICE OPERATIONS/FOOD	435.60	01/25/2024	32724	R	DEAN DAIRY CORPORATE	Milk
21000	3100	56116	FOOD SERVICE/FOOD SERVICE OPERATIONS/FOOD	254.33	01/25/2024	32724	R	DEAN DAIRY CORPORATE	Milk
21000	3100	56116	FOOD SERVICE/FOOD SERVICE OPERATIONS/FOOD	217.80	01/25/2024	32724	R	DEAN DAIRY CORPORATE	Milk
21000	3100	56116	FOOD SERVICE/FOOD SERVICE OPERATIONS/FOOD	108.56	01/25/2024	32724	R	DEAN DAIRY CORPORATE	Milk
21000	3100	56116	FOOD SERVICE/FOOD SERVICE OPERATIONS/FOOD	436.29	01/25/2024	32724	R	DEAN DAIRY CORPORATE	Milk
21000	3100	56116	FOOD SERVICE/FOOD SERVICE OPERATIONS/FOOD	109.59	01/25/2024	32724	R	DEAN DAIRY CORPORATE	Milk
21000	3100	56116	FOOD SERVICE/FOOD SERVICE OPERATIONS/FOOD	108.90	01/25/2024	32724	R	DEAN DAIRY CORPORATE	Milk
21000	3100	56116	FOOD SERVICE/FOOD SERVICE OPERATIONS/FOOD	217.11	01/25/2024	32724	R	DEAN DAIRY CORPORATE	Milk
21000	3100	56116	FOOD SERVICE/FOOD SERVICE OPERATIONS/FOOD	199.88	01/25/2024	32724	R	DEAN DAIRY CORPORATE	Milk
21000	3100	56116	FOOD SERVICE/FOOD SERVICE OPERATIONS/FOOD	362.54	01/25/2024	32724	R	DEAN DAIRY CORPORATE	Milk
21000	3100	56116	FOOD SERVICE/FOOD SERVICE OPERATIONS/FOOD	434.91	01/25/2024	32724	R	DEAN DAIRY CORPORATE	Milk

ACCOUNT		CHECK		CHECK CHE		INVOICE		
FUND	FUNC OBJ	DESCRIPTION	AMOUNT	DATE	NUMBER	TYP	VENDOR	DESCRIPTION
21000	3100 56116	FOOD SERVICE/FOOD SERVICE	144.74	01/25/2024	32724	R	DEAN DAIRY CORPORATE MILK	
21000	3100 56116	OPERATIONS/FOOD						
21000	3100 56116	FOOD SERVICE/FOOD SERVICE	217.80	01/25/2024	32724	R	DEAN DAIRY CORPORATE MILK	
21000	3100 56116	OPERATIONS/FOOD						
21000	3100 56116	FOOD SERVICE/FOOD SERVICE	108.56	01/25/2024	32724	R	DEAN DAIRY CORPORATE MILK	
21000	3100 56116	OPERATIONS/FOOD						
21000	3100 56116	FOOD SERVICE/FOOD SERVICE	144.74	01/25/2024	32724	R	DEAN DAIRY CORPORATE MILK	
21000	3100 56116	OPERATIONS/FOOD						
21000	3100 56116	FOOD SERVICE/FOOD SERVICE	436.29	01/25/2024	32724	R	DEAN DAIRY CORPORATE MILK	
21000	3100 56116	OPERATIONS/FOOD						
21000	3100 56116	FOOD SERVICE/FOOD SERVICE	35.84	01/25/2024	32724	R	DEAN DAIRY CORPORATE MILK	
21000	3100 56116	OPERATIONS/FOOD						
21000	3100 56116	FOOD SERVICE/FOOD SERVICE	109.59	01/25/2024	32724	R	DEAN DAIRY CORPORATE MILK	
21000	3100 56116	OPERATIONS/FOOD						
21000	3100 56116	FOOD SERVICE/FOOD SERVICE	36.53	01/25/2024	32724	R	DEAN DAIRY CORPORATE MILK	
21000	3100 56116	OPERATIONS/FOOD						
21000	3100 56116	FOOD SERVICE/FOOD SERVICE	36.19	01/25/2024	32724	R	DEAN DAIRY CORPORATE MILK	
21000	3100 56116	OPERATIONS/FOOD						
21000	3100 56116	FOOD SERVICE/FOOD SERVICE	217.46	01/25/2024	32724	R	DEAN DAIRY CORPORATE MILK	
21000	3100 56116	OPERATIONS/FOOD						
21000	3100 56116	FOOD SERVICE/FOOD SERVICE	72.72	01/25/2024	32724	R	DEAN DAIRY CORPORATE MILK	
21000	3100 56116	OPERATIONS/FOOD						
21000	3100 56116	FOOD SERVICE/FOOD SERVICE	181.96	01/25/2024	32724	R	DEAN DAIRY CORPORATE MILK	
21000	3100 56116	OPERATIONS/FOOD						
21000	3100 56116	FOOD SERVICE/FOOD SERVICE	108.90	01/25/2024	32724	R	DEAN DAIRY CORPORATE MILK	
21000	3100 56116	OPERATIONS/FOOD						

FUND	FUNC	OBJ	ACCOUNT DESCRIPTION	AMOUNT	CHECK DATE	CHECK NUMBER	CHEQ TYP	CHEQ VENDOR	INVOICE DESCRIPTION
21000	3100	56116	FOOD SERVICE/FOOD SERVICE OPERATIONS/FOOD	290.86	01/25/2024	32724	R	DEAN DAIRY CORPORATE MILK	DEAN DAIRY CORPORATE MILK
21000	3100	56116	FOOD SERVICE/FOOD SERVICE OPERATIONS/FOOD	181.96	01/25/2024	32724	R	DEAN DAIRY CORPORATE MILK	DEAN DAIRY CORPORATE MILK
21000	3100	56116	FOOD SERVICE/FOOD SERVICE OPERATIONS/FOOD	126.82	01/25/2024	32724	R	DEAN DAIRY CORPORATE MILK	DEAN DAIRY CORPORATE MILK
21000	3100	56116	FOOD SERVICE/FOOD SERVICE OPERATIONS/FOOD	217.11	01/25/2024	32724	R	DEAN DAIRY CORPORATE MILK	DEAN DAIRY CORPORATE MILK
21000	3100	56116	FOOD SERVICE/FOOD SERVICE OPERATIONS/FOOD	326.70	01/25/2024	32724	R	DEAN DAIRY CORPORATE MILK	DEAN DAIRY CORPORATE MILK
21000	3100	56116	FOOD SERVICE/FOOD SERVICE OPERATIONS/FOOD	309.47	01/25/2024	32724	R	DEAN DAIRY CORPORATE MILK	DEAN DAIRY CORPORATE MILK
21000	3100	56116	FOOD SERVICE/FOOD SERVICE OPERATIONS/FOOD	580.34	01/25/2024	32724	R	DEAN DAIRY CORPORATE MILK	DEAN DAIRY CORPORATE MILK
21000	3100	56116	FOOD SERVICE/FOOD SERVICE OPERATIONS/FOOD	200.92	01/25/2024	32724	R	DEAN DAIRY CORPORATE MILK	DEAN DAIRY CORPORATE MILK
21000	3100	56116	FOOD SERVICE/FOOD SERVICE OPERATIONS/FOOD	272.60	01/25/2024	32724	R	DEAN DAIRY CORPORATE MILK	DEAN DAIRY CORPORATE MILK
21000	3100	56116	FOOD SERVICE/FOOD SERVICE OPERATIONS/FOOD	127.51	01/25/2024	32724	R	DEAN DAIRY CORPORATE MILK	DEAN DAIRY CORPORATE MILK
21000	3100	56116	FOOD SERVICE/FOOD SERVICE OPERATIONS/FOOD	181.27	01/25/2024	32724	R	DEAN DAIRY CORPORATE MILK	DEAN DAIRY CORPORATE MILK
21000	3100	56116	FOOD SERVICE/FOOD SERVICE OPERATIONS/FOOD	181.27	01/25/2024	32724	R	DEAN DAIRY CORPORATE MILK	DEAN DAIRY CORPORATE MILK
21000	3100	56116	FOOD SERVICE/FOOD SERVICE OPERATIONS/FOOD	109.25	01/25/2024	32724	R	DEAN DAIRY CORPORATE MILK	DEAN DAIRY CORPORATE MILK

ACCOUNT		CHECK		CHECK CHE		INVOICE		
FUND	FUNC OBJ	DESCRIPTION	AMOUNT	DATE	NUMBER	TYP	VENDOR	DESCRIPTION
21000	3100 56116	FOOD SERVICE/FOOD SERVICE	253.64	01/25/2024	32724	R	DEAN DAIRY CORPORATE MILK	
21000	3100 56116	OPERATIONS/FOOD						
21000	3100 56116	FOOD SERVICE/FOOD SERVICE	54.45	01/25/2024	32724	R	DEAN DAIRY CORPORATE MILK	
21000	3100 56116	OPERATIONS/FOOD						
21000	3100 56116	FOOD SERVICE/FOOD SERVICE	163.35	01/25/2024	32724	R	DEAN DAIRY CORPORATE MILK	
21000	3100 56116	OPERATIONS/FOOD						
21000	3100 56116	FOOD SERVICE/FOOD SERVICE	72.37	01/25/2024	32724	R	DEAN DAIRY CORPORATE MILK	
21000	3100 56116	OPERATIONS/FOOD						
21000	3100 56116	FOOD SERVICE/FOOD SERVICE	18.27	01/25/2024	32724	R	DEAN DAIRY CORPORATE MILK	
21000	3100 56116	OPERATIONS/FOOD						
21000	3100 56116	FOOD SERVICE/FOOD SERVICE	36.19	01/25/2024	32724	R	DEAN DAIRY CORPORATE MILK	
21000	3100 56116	OPERATIONS/FOOD						
21000	3100 56116	FOOD SERVICE/FOOD SERVICE	127.51	01/25/2024	32724	R	DEAN DAIRY CORPORATE MILK	
21000	3100 56116	OPERATIONS/FOOD						
21000	3100 56116	FOOD SERVICE/FOOD SERVICE	145.09	01/25/2024	32724	R	DEAN DAIRY CORPORATE MILK	
21000	3100 56116	OPERATIONS/FOOD						
21000	3100 56116	FOOD SERVICE/FOOD SERVICE	145.43	01/25/2024	32724	R	DEAN DAIRY CORPORATE MILK	
21000	3100 56116	OPERATIONS/FOOD						
21000	3100 56116	FOOD SERVICE/FOOD SERVICE	108.90	01/25/2024	32724	R	DEAN DAIRY CORPORATE MILK	
21000	3100 56116	OPERATIONS/FOOD						
21000	3100 56116	FOOD SERVICE/FOOD SERVICE	218.49	01/25/2024	32724	R	DEAN DAIRY CORPORATE MILK	
21000	3100 56116	OPERATIONS/FOOD						
21000	3100 56116	FOOD SERVICE/FOOD SERVICE	218.84	01/25/2024	32724	R	DEAN DAIRY CORPORATE MILK	
21000	3100 56116	OPERATIONS/FOOD						
21000	3100 56116	FOOD SERVICE/FOOD SERVICE	255.02	01/25/2024	32724	R	DEAN DAIRY CORPORATE MILK	
21000	3100 56116	OPERATIONS/FOOD						

ACCOUNT		CHECK		CHECK CHE		INVOICE		
FUND	FUNC OBJ	DESCRIPTION	AMOUNT	DATE	NUMBER	TYP	VENDOR	DESCRIPTION
21000	3100 56116	FOOD SERVICE/FOOD SERVICE	290.17	01/25/2024	32724	R	DEAN DAIRY CORPORATE MILK	
21000	3100 56116	OPERATIONS/FOOD						
21000	3100 56116	FOOD SERVICE/FOOD SERVICE	290.86	01/25/2024	32724	R	DEAN DAIRY CORPORATE MILK	
21000	3100 56116	OPERATIONS/FOOD						
21000	3100 56116	FOOD SERVICE/FOOD SERVICE	145.09	01/25/2024	32724	R	DEAN DAIRY CORPORATE MILK	
21000	3100 56116	OPERATIONS/FOOD						
21000	3100 56116	FOOD SERVICE/FOOD SERVICE	164.39	01/25/2024	32724	R	DEAN DAIRY CORPORATE MILK	
21000	3100 56116	OPERATIONS/FOOD						
21000	3100 56116	FOOD SERVICE/FOOD SERVICE	90.64	01/25/2024	32724	R	DEAN DAIRY CORPORATE MILK	
21000	3100 56116	OPERATIONS/FOOD						
21000	3100 56116	FOOD SERVICE/FOOD SERVICE	218.49	01/25/2024	32724	R	DEAN DAIRY CORPORATE MILK	
21000	3100 56116	OPERATIONS/FOOD						
21000	3100 56116	FOOD SERVICE/FOOD SERVICE	435.60	01/25/2024	32724	R	DEAN DAIRY CORPORATE MILK	
21000	3100 56116	OPERATIONS/FOOD						
21000	3100 56116	FOOD SERVICE/FOOD SERVICE	145.43	01/25/2024	32724	R	DEAN DAIRY CORPORATE MILK	
21000	3100 56116	OPERATIONS/FOOD						
21000	3100 56116	FOOD SERVICE/FOOD SERVICE	218.15	01/25/2024	32724	R	DEAN DAIRY CORPORATE MILK	
21000	3100 56116	OPERATIONS/FOOD						
21000	3100 56116	FOOD SERVICE/FOOD SERVICE	290.86	01/25/2024	32724	R	DEAN DAIRY CORPORATE MILK	
21000	3100 56116	OPERATIONS/FOOD						
21000	3100 56116	FOOD SERVICE/FOOD SERVICE	344.97	01/25/2024	32724	R	DEAN DAIRY CORPORATE MILK	
21000	3100 56116	OPERATIONS/FOOD						
21000	3100 56116	FOOD SERVICE/FOOD SERVICE	90.64	01/25/2024	32724	R	DEAN DAIRY CORPORATE MILK	
21000	3100 56116	OPERATIONS/FOOD						
21000	3100 56116	FOOD SERVICE/FOOD SERVICE	308.78	01/25/2024	32724	R	DEAN DAIRY CORPORATE MILK	
21000	3100 56116	OPERATIONS/FOOD						

MONTHLY BOARD REPORT - EXPENDITURES (Dates: 01/01/24 - 01/31/24)

FUND	FUNC	OBJ	ACCOUNT DESCRIPTION	AMOUNT	CHECK DATE	CHECK NUMBER	CHE TYPE	CHE VENDOR	INVOICE DESCRIPTION
21000	3100	56116	FOOD SERVICE/FOOD SERVICE OPERATIONS/FOOD	290.86	01/25/2024	32724	R	DEAN DAIRY CORPORATE MILK	DEAN DAIRY CORPORATE MILK
21000	3100	56116	FOOD SERVICE/FOOD SERVICE OPERATIONS/FOOD	272.94	01/25/2024	32724	R	DEAN DAIRY CORPORATE MILK	DEAN DAIRY CORPORATE MILK
21000	3100	56116	FOOD SERVICE/FOOD SERVICE OPERATIONS/FOOD	145.43	01/25/2024	32724	R	DEAN DAIRY CORPORATE MILK	DEAN DAIRY CORPORATE MILK
21000	3100	56116	FOOD SERVICE/FOOD SERVICE OPERATIONS/FOOD	145.43	01/25/2024	32724	R	DEAN DAIRY CORPORATE MILK	DEAN DAIRY CORPORATE MILK
21000	3100	56116	FOOD SERVICE/FOOD SERVICE OPERATIONS/FOOD	90.64	01/25/2024	32724	R	DEAN DAIRY CORPORATE MILK	DEAN DAIRY CORPORATE MILK
21000	3100	56116	FOOD SERVICE/FOOD SERVICE OPERATIONS/FOOD	90.64	01/25/2024	32724	R	DEAN DAIRY CORPORATE MILK	DEAN DAIRY CORPORATE MILK
21000	3100	56116	FOOD SERVICE/FOOD SERVICE OPERATIONS/FOOD	182.31	01/25/2024	32724	R	DEAN DAIRY CORPORATE MILK	DEAN DAIRY CORPORATE MILK
21000	3100	56116	FOOD SERVICE/FOOD SERVICE OPERATIONS/FOOD	18.27	01/25/2024	32724	R	DEAN DAIRY CORPORATE MILK	DEAN DAIRY CORPORATE MILK
21000	3100	56116	FOOD SERVICE/FOOD SERVICE OPERATIONS/FOOD	127.51	01/25/2024	32724	R	DEAN DAIRY CORPORATE MILK	DEAN DAIRY CORPORATE MILK
21000	3100	56116	FOOD SERVICE/FOOD SERVICE OPERATIONS/FOOD	72.37	01/25/2024	32724	R	DEAN DAIRY CORPORATE MILK	DEAN DAIRY CORPORATE MILK
21000	3100	56118	FOOD SERVICE/FOOD SERVICE OPERATIONS/SUPPLIES/MATERIALS	3,375.00	01/25/2024	32725	R	EKON-O-PAC LLC	Bags for Supper Program
21000	3100	56116	FOOD SERVICE/FOOD SERVICE OPERATIONS/FOOD	4,059.00	01/25/2024	32726	R	JTM FOOD GROUP	Commodity Processed Beef
21000	3100	55813	FOOD SERVICE/FOOD SERVICE OPERATIONS/FOOD	279.30	01/25/2024	32727	R	KW FUELS INC	FUEL EXPENSE: 12/31/23

FUND	FUNC	OBJ	ACCOUNT	DESCRIPTION	AMOUNT	CHECK	CHEK	CHEK	CHEK	INVOICE
					DATE	DATE	NUMBER	TYP	VENDOR	DESCRIPTION
			OPERATIONS/EMP.							
			TRAVEL-NON-TEACHERS							
21000	3100	56116	FOOD SERVICE/FOOD	1,581.94	01/25/2024	32728	R		LABATT FOOD SERVICE	Food for NSLP
			SERVICE							
21000	3100	56116	OPERATIONS/FOOD	8,812.43	01/25/2024	32728	R		LABATT FOOD SERVICE	Food for NSLP
			FOOD SERVICE/FOOD							
			SERVICE							
21000	3100	56116	OPERATIONS/FOOD	4,120.92	01/25/2024	32728	R		LABATT FOOD SERVICE	Food for NSLP
			FOOD SERVICE/FOOD							
			SERVICE							
21000	3100	56116	OPERATIONS/FOOD	3,234.23	01/25/2024	32728	R		LABATT FOOD SERVICE	Food for NSLP
			FOOD SERVICE/FOOD							
			SERVICE							
21000	3100	56116	OPERATIONS/FOOD	1,377.14	01/25/2024	32728	R		LABATT FOOD SERVICE	Food for NSLP
			FOOD SERVICE/FOOD							
			SERVICE							
21000	3100	56116	OPERATIONS/FOOD	11,191.14	01/25/2024	32728	R		LABATT FOOD SERVICE	Food for NSLP
			FOOD SERVICE/FOOD							
			SERVICE							
21000	3100	56116	OPERATIONS/FOOD	891.87	01/25/2024	32728	R		LABATT FOOD SERVICE	Food for NSLP
			FOOD SERVICE/FOOD							
			SERVICE							
21000	3100	56116	OPERATIONS/FOOD	1,255.50	01/25/2024	32728	R		LABATT FOOD SERVICE	Food for NSLP
			FOOD SERVICE/FOOD							
			SERVICE							
21000	3100	56116	OPERATIONS/FOOD	1,654.12	01/25/2024	32728	R		LABATT FOOD SERVICE	Food for NSLP
			FOOD SERVICE/FOOD							
			SERVICE							
21000	3100	56116	OPERATIONS/FOOD	2,484.12	01/25/2024	32728	R		LABATT FOOD SERVICE	Food for NSLP
			FOOD SERVICE/FOOD							
			SERVICE							
21000	3100	56116	OPERATIONS/FOOD	57.04	01/25/2024	32728	R		LABATT FOOD SERVICE	Food for NSLP
			FOOD SERVICE/FOOD							
			SERVICE							
21000	3100	56116	OPERATIONS/FOOD	5,874.36	01/25/2024	32728	R		LABATT FOOD SERVICE	Food for NSLP
			FOOD SERVICE/FOOD							
			SERVICE							
21000	3100	56116	OPERATIONS/FOOD	2,607.55	01/25/2024	32728	R		LABATT FOOD SERVICE	Food for NSLP
			FOOD SERVICE/FOOD							
			SERVICE							

FUND	FUNC	OBJ	ACCOUNT DESCRIPTION	AMOUNT	CHECK DATE	CHECK NUMBER	CHEQUE TYPE	VENDOR	INVOICE DESCRIPTION
			SERVICE						
21000	3100	56116	OPERATIONS/FOOD						
			FOOD SERVICE/FOOD	2,353.42	01/25/2024	32728	R	LABATT FOOD SERVICE	Food for NSLP
			SERVICE						
21000	3100	56116	OPERATIONS/FOOD						
			FOOD SERVICE/FOOD	1,090.96	01/25/2024	32728	R	LABATT FOOD SERVICE	Food for NSLP
			SERVICE						
21000	3100	56116	OPERATIONS/FOOD						
			FOOD SERVICE/FOOD	7,852.96	01/25/2024	32728	R	LABATT FOOD SERVICE	Food for NSLP
			SERVICE						
21000	3100	56116	OPERATIONS/FOOD						
			FOOD SERVICE/FOOD	997.86	01/25/2024	32728	R	LABATT FOOD SERVICE	Food for NSLP
			SERVICE						
21000	3100	56116	OPERATIONS/FOOD						
			FOOD SERVICE/FOOD	3,107.45	01/25/2024	32728	R	LABATT FOOD SERVICE	Food for NSLP
			SERVICE						
21000	3100	56116	OPERATIONS/FOOD						
			FOOD SERVICE/FOOD	1,489.56	01/25/2024	32728	R	LABATT FOOD SERVICE	Food for NSLP
			SERVICE						
21000	3100	56116	OPERATIONS/FOOD						
			FOOD SERVICE/FOOD	45.18	01/25/2024	32728	R	LABATT FOOD SERVICE	Food for NSLP
			SERVICE						
21000	3100	56116	OPERATIONS/FOOD						
			FOOD SERVICE/FOOD	13.16	01/25/2024	32729	R	THRIFTWAY	EMERGENCY FOOD PURCHASE: CENTRAL KITCHEN
			SERVICE						
21000	0000	24201	OPERATIONS/FOOD						
			FOOD	205,418.03	01/29/2024	32730	R	HMS PAYROLL	PR 1-31-24 (12/16 TO 1/19)
			SERVICE/REVENUE/BALANCE SHEET/INTERFUND						
			DUE TO						
41000	5000	58311	DEBT SERVICE/DEBT						
			SERVICE/BOND	0.00	01/17/2024	202300200	W	BANK OF OKLAHOMA	Bond payments - agency fees
			PRINCIPAL PAYMENT						
41000	5000	58322	DEBT SERVICE/DEBT						
			SERVICE/BOND	0.00	01/17/2024	202300200	W	BANK OF OKLAHOMA	Bond payments - agency fees
			INTEREST PAYMENT						
41000	5000	58322	DEBT SERVICE/DEBT						
			SERVICE/BOND	861.00	01/17/2024	202300200	W	BANK OF OKLAHOMA	Bond payments - agency fees
			INTEREST PAYMENT						

ACCOUNT		CHECK		CHECK CHE		INVOICE		
FUND	FUNC OBJ	DESCRIPTION	AMOUNT	DATE	NUMBER	TYP	VENDOR	DESCRIPTION
24101	0000	24201	5,000,000.00	01/10/2024	44610	S	HMS OPERATIONAL	Repay temp loan. Receipt into 11000A0000 14201 0000
		I/REVENUE/BALANCE						
		SHEET/INTERFUND DUE						000 0000 00000 00000
		TO						
24101	0000	24201	109,779.96	01/10/2024	44611	R	HMS PAYROLL	PR 1-12-24 (12/9-12/15)
		I/REVENUE/BALANCE						
		SHEET/INTERFUND DUE						
		TO						
24106	0000	24201	76,345.75	01/10/2024	44611	R	HMS PAYROLL	PR 1-12-24 (12/9-12/15)
		ENTITLEMENT-HOBB/REV						
		ENUE/BALANCE						
		SHEET/INTERFUND DUE						
		TO						
24154	0000	24201	4,541.79	01/10/2024	44611	R	HMS PAYROLL	PR 1-12-24 (12/9-12/15)
		TITLE						
		IIA/REVENUE/BALANCE						
		SHEET/INTERFUND DUE						
		TO						
25153	0000	24201	86,471.00	01/10/2024	44611	R	HMS PAYROLL	PR 1-12-24 (12/9-12/15)
		MEDICAID						
		FUND/REVENUE/BALANCE						
		SHEET/INTERFUND						
		DUE TO						
24119	0000	24201	28,062.51	01/10/2024	44611	R	HMS PAYROLL	PR 1-12-24 (12/9-12/15)
		CCLC 21ST CENTURY						
		GRANT/REVENUE/BALANCE						
		E SHEET/INTERFUND						
		DUE TO						
24189	0000	24201	5,685.65	01/10/2024	44611	R	HMS PAYROLL	PR 1-12-24 (12/9-12/15)
		STUDENT						
		SUPP-ACADEMIC						
		ACHIEVE/REVENUE/BALANCE						
		NCE SHEET/INTERFUND						
		DUE TO						
24330	0000	24201	21,551.73	01/10/2024	44611	R	HMS PAYROLL	PR 1-12-24 (12/9-12/15)
		ARP -						
		ESSR11/REVENUE/BALANCE						
		CE SHEET/INTERFUND						
		DUE TO						
24333	0000	24201	180.00	01/10/2024	44611	R	HMS PAYROLL	PR 1-12-24 (12/9-12/15)
		NEAR PEER						
		TUTORING/REVENUE/BALANCE						
		ANCE						
		SHEET/INTERFUND DUE						
		TO						
24189	1000	53330	276.15	01/11/2024	44612	R	ARGUELLO, VERONICA	Meals for AVID National
		STUDENT						

FUND	FUNC	OBJ	ACCOUNT DESCRIPTION	AMOUNT	CHECK DATE	CHECK NUMBER	CHEQ TYPE	CHEQ VENDOR	INVOICE DESCRIPTION
			SUPP-ACADEMIC						Conference
			ACHIEVE/INSTRUCTION/ PROFESSIONAL DEVELOPMENT						
24119	1000	55915	CCLC 21ST CENTURY	7.60	01/11/2024	44613	R	BENCHMARK BUSINESS S Meter Usage	CCLC
			GRANT/INSTRUCTION/OT HER CONTRACT SERVICES						
24101	1000	55915	TITLE	0.68	01/11/2024	44613	R	BENCHMARK BUSINESS S Meter Usage	
			I/INSTRUCTION/OTHER CONTRACT SERVICES						
24189	1000	53330	STUDENT	172.29	01/11/2024	44614	R	GARCIA, DEBBIE	Meals for AVID National Conference
			SUPP-ACADEMIC						
			ACHIEVE/INSTRUCTION/ PROFESSIONAL DEVELOPMENT						
24189	1000	53330	STUDENT	207.39	01/11/2024	44615	R	GARCIA, MONICA	Meals for AVID National Conference
			SUPP-ACADEMIC						
			ACHIEVE/INSTRUCTION/ PROFESSIONAL DEVELOPMENT						
24189	1000	53330	STUDENT	262.44	01/11/2024	44616	R	GILL, KINA	Meals for AVID National Conference
			SUPP-ACADEMIC						
			ACHIEVE/INSTRUCTION/ PROFESSIONAL DEVELOPMENT						
24119	1000	55915	CCLC 21ST CENTURY	78.10	01/11/2024	44617	S	HMS OPERATIONAL	Central Printing September 2023
			GRANT/INSTRUCTION/OT HER CONTRACT SERVICES						
24189	1000	53330	STUDENT	281.05	01/11/2024	44618	R	LOPEZ, ALEXANDRIA	Meals for AVID National Conference
			SUPP-ACADEMIC						
			ACHIEVE/INSTRUCTION/ PROFESSIONAL DEVELOPMENT						
24189	1000	56118	STUDENT	11,250.00	01/11/2024	44619	R	M'BROIDERY & DESIGN	PULLOVERS
			SUPP-ACADEMIC						
			ACHIEVE/INSTRUCTION/ SUPPLIES/MATERIALS						

FUND	FUNC	OBJ	ACCOUNT DESCRIPTION	AMOUNT	CHECK DATE	CHECK NUMBER	CHEQUE TYPE	CHEQUE	INVOICE DESCRIPTION
24189	1000	53330	STUDENT SUPP-ACADEMIC	247.65	01/11/2024	44620	R	ONTIVEROS, MARSHA	Meals for AVID National Conference
24189	1000	53330	ACHIEVE/INSTRUCTION/PROFESSIONAL DEVELOPMENT	325.14	01/11/2024	44621	R	OTTO, LAURA	Meals for AVID National Conference
24119	1000	56118	CCLC 21ST CENTURY GRANT/INSTRUCTION/SUPLIES/MATERIALS	461.27	01/11/2024	44622	R	SCHOOL SPECIALTY LLC	SUPPLIES
24119	1000	56118	CCLC 21ST CENTURY GRANT/INSTRUCTION/SUPLIES/MATERIALS	660.62	01/11/2024	44622	R	SCHOOL SPECIALTY LLC	SUPPLIES
24330	1000	56113	ARP - ESSRI/INSTRUCTION/SOFTWARE	8,488.40	01/11/2024	44623	R	VERIZON WIRELESS	DISTANCE LEARNING HOTSPOTS Acct #842358491-00001
24355	1000	55817	HOMELESS/INSTRUCTION/STUDENT TRAVEL	8,561.23	01/18/2024	44624	R	B & G TRANSPORTATION	TRANSPORTATION: CYFD/HOMELESS STUDENTS
24119	1000	55817	CCLC 21ST CENTURY GRANT/INSTRUCTION/STUDENT TRAVEL	4,322.18	01/18/2024	44624	R	B & G TRANSPORTATION	TRANSPORTATION: 21ST CCLC
24189	2300	53330	STUDENT SUPP-ACADEMIC	1,313.77	01/18/2024	44625	R	BANK OF AMERICA - P	Lodging for AVID National Conference
24189	2300	53330	ACHIEVE/SUPPORT-GENERAL	7,092.39	01/18/2024	44625	R	BANK OF AMERICA - P	Lodging for AVID National Conference
24301	1000	57331	CARES FUNDS/INSTRUCTION/FIXED ASSETS OVER	4,138.73	01/18/2024	44626	R	CES	OUTDOOR CANOPIES: HMS

MONTHLY BOARD REPORT - EXPENDITURES (Dates: 01/01/24 - 01/31/24)

FUND	FUNC	OBJ	ACCOUNT	DESCRIPTION	AMOUNT	CHECK	CHEK	CHE	IN	IN
						DATE	NUMBER	TYP	VENDOR	DESCRIPTION
			\$5000							
24101	1000	56118	TITLE		319.31	01/18/2024	44627	R	FLINN SCIENTIFIC INC	SUPPLIES
			I/INSTRUCTION/SUPPLI							
			ES/MATERIALS							
24174	1000	56118	CARL		768.59	01/18/2024	44628	R	GRAINGER	SUPPLIES
			PERKINS-CURRENT/INST							
			RUCTION/SUPPLIES/MAT							
			ERIALS							
24174	1000	56118	CARL		157.62	01/18/2024	44628	R	GRAINGER	SUPPLIES
			PERKINS-CURRENT/INST							
			RUCTION/SUPPLIES/MAT							
			ERIALS							
24154	2300	53413	TITLE		3,500.00	01/18/2024	44629	R	THE IRWIN LAW FIRM L	Visa legal Fees - The Irwin
			IIA/SUPPORT-GENERAL							Law Firm - School Year
			ADMIN/LEGAL							2023/2024
24154	2300	53413	TITLE		3,550.00	01/18/2024	44629	R	THE IRWIN LAW FIRM L	Visa legal Fees - The Irwin
			IIA/SUPPORT-GENERAL							Law Firm - School Year
			ADMIN/LEGAL							2023/2024
24119	1000	56118	CCLC 21ST CENTURY		1,587.40	01/18/2024	44630	R	LAKESHORE LEARNING M	SUPPLIES
			GRANT/INSTRUCTION/SU							
			PLIES/MATERIALS							
24119	1000	56118	CCLC 21ST CENTURY		246.04	01/18/2024	44630	R	LAKESHORE LEARNING M	SUPPLIES
			GRANT/INSTRUCTION/SU							
			PLIES/MATERIALS							
24119	1000	56118	CCLC 21ST CENTURY		393.20	01/18/2024	44630	R	LAKESHORE LEARNING M	SUPPLIES
			GRANT/INSTRUCTION/SU							
			PLIES/MATERIALS							
24119	1000	56118	CCLC 21ST CENTURY		322.91	01/18/2024	44630	R	LAKESHORE LEARNING M	SUPPLIES
			GRANT/INSTRUCTION/SU							
			PLIES/MATERIALS							
24154	1000	53330	TITLE		4,900.00	01/18/2024	44631	R	NORRIS, BETSY	(2) 6-hour session for
			IIA/INSTRUCTION/PROF							secondary mathematics
			SSIONAL							teachers focusing on literacy
			DEVELOPMENT							in mathematics to encourage
										critical thinking and to
										communicate mathematical
										reasoning. This is for
										January 8th & 9th, 2024
24119	1000	56118	CCLC 21ST CENTURY		288.28	01/18/2024	44632	R	OFFICEWISE FURNITURE	SUPPLIES

FUND	FUNC	OBJ	ACCOUNT DESCRIPTION	AMOUNT	CHECK DATE	CHECK NUMBER	CHEQUE TYPE	CHEQUE VENDOR	INVOICE DESCRIPTION
			GRANT/INSTRUCTION/SU						
			PELIES/MATERIALS						
24119	1000	56118	CCLC 21ST CENTURY	113.37	01/18/2024	44632	R	OFFICEWISE FURNITURE SUPPLIES	
			GRANT/INSTRUCTION/SU						
			PELIES/MATERIALS						
24119	2100	56118	CCLC 21ST CENTURY	281.38	01/18/2024	44633	R	SCHOOL SPECIALTY LLC SUPPLIES	
			GRANT/SUPPORT-STUDEN						
			TS/SUPPLIES/MATERIAL						
			S						
24119	2100	56118	CCLC 21ST CENTURY	521.78	01/18/2024	44633	R	SCHOOL SPECIALTY LLC SUPPLIES	
			GRANT/SUPPORT-STUDEN						
			TS/SUPPLIES/MATERIAL						
			S						
24119	1000	56118	CCLC 21ST CENTURY	546.78	01/18/2024	44633	R	SCHOOL SPECIALTY LLC SUPPLIES	
			GRANT/INSTRUCTION/SU						
			PELIES/MATERIALS						
24119	1000	56118	CCLC 21ST CENTURY	1,639.69	01/18/2024	44633	R	SCHOOL SPECIALTY LLC SUPPLIES	
			GRANT/INSTRUCTION/SU						
			PELIES/MATERIALS						
24119	1000	56118	CCLC 21ST CENTURY	47.40	01/18/2024	44633	R	SCHOOL SPECIALTY LLC SUPPLIES	
			GRANT/INSTRUCTION/SU						
			PELIES/MATERIALS						
24119	1000	56118	CCLC 21ST CENTURY	962.79	01/18/2024	44633	R	SCHOOL SPECIALTY LLC SUPPLIES	
			GRANT/INSTRUCTION/SU						
			PELIES/MATERIALS						
24119	1000	56118	CCLC 21ST CENTURY	1,053.81	01/18/2024	44633	R	SCHOOL SPECIALTY LLC SUPPLIES	
			GRANT/INSTRUCTION/SU						
			PELIES/MATERIALS						
24154	2400	53330	TITLE	250.00	01/18/2024	44634	R	UNIVERSITY OF TEXAS	JOB FAIR REGISTRATION: B
			IIA/SUPPORT-SCHOOL						BYRD FEB 22, 2024
			ADMIN/PROFESSIONAL						
			DEVELOPMENT						
24119	1000	56118	CCLC 21ST CENTURY	105.91	01/25/2024	44635	R	CAPITAL ONE	SOUTHERN HEIGHTS - Materials and Supplies needed for 21st CCLC after school program
			GRANT/INSTRUCTION/SU						
			PELIES/MATERIALS						BAKED APPLE PANCAKES
24119	1000	56118	CCLC 21ST CENTURY	183.95	01/25/2024	44635	R	CAPITAL ONE	JEFFERSON - Materials and Supplies needed for 21st CCLC after school program PIGS IN
			GRANT/INSTRUCTION/SU						
			PELIES/MATERIALS						

FUND	FUNC	OBJ	ACCOUNT DESCRIPTION	AMOUNT	CHECK DATE	CHECK NUMBER	CHEQUE TYPE	VENDOR	INVOICE DESCRIPTION
24355	1000	56118	HOMELESS/INSTRUCTION /SUPPLIES/MATERIALS	154.18	01/25/2024	44635	R	CAPITAL ONE	A BLANKET HYGIENE SUPPLIES: HOMELESS
24154	1000	53330	TITLE	3,000.00	01/25/2024	44636	R	CES	HMS STUDENTS ALD 2ND SEMESTER: LAKIN, PHELPS, SORIA
24330	1000	57332	IIA/INSTRUCTION/PROF ESSONAL DEVELOPMENT	369,648.00	01/25/2024	44637	R	EDUCATION TECHNOLOGI	816 CHROMEBOOKS
24174	1000	56118	ESSRII/INSTRUCTION/S UPPLY ASSETS UNDER \$5000	299.45	01/25/2024	44638	R	GRIZZLY INDUSTRIAL I	Supplies and materials for welding
24119	1000	56118	PERKINS-CURRENT/INST RUCTION/SUPPLIES/MAT ERIALS	1,782.60	01/25/2024	44639	R	KIWICO INC	SOUTHERN HEIGHTS - Materials and Supplies needed for 21st CCLC after school program BREAD AND BUTTER
24119	1000	56118	CCLC 21ST CENTURY GRANT/INSTRUCTION/SU PPLIES/MATERIALS	1,970.34	01/25/2024	44640	R	LAKESHORE LEARNING M	SUPPLIES
24101	1000	56118	TITLE	923.20	01/25/2024	44641	R	LUMOS LEARNING	Testing Resource
24174	1000	56118	I/INSTRUCTION/SUPPLI ES/MATERIALS	930.35	01/25/2024	44642	R	MCCOY'S CORPORATION	Supplies and materials for plumbing
24154	2400	53330	TITLE	125.00	01/25/2024	44643	R	NORTHEASTERN STATE U	Recruitment for Teacher Job Fairs 2023/2024 B BYRD APR 5
24154	1000	53330	IIA/INSTRUCTION/PROF ESSONAL DEVELOPMENT	3,000.00	01/25/2024	44644	R	NORTHERN, JENNIFER	2) 6-hour sessions for secondary Math teachers, coaches and admin to encourage critical thinking and the ability to communicate mathematical

FUND	FUNC	OBJ	ACCOUNT	DESCRIPTION	AMOUNT	CHECK	CHEK	CHEK	CHEK	INVOICE
						DATE	NUMBER	TYP	VENDOR	DESCRIPTION
24154	2400	53330	TITLE	IIA/SUPPORT-SCHOOL	160.00	01/25/2024	44645	R	OKLAHOMA STATE UNIVE	reasoning. This is for
				ADMIN/PROFESSIONAL						January 8th & 9th, 2024
				DEVELOPMENT						Fairs 2023/2024 B BYRD
24119	1000	56118	CCLC 21ST CENTURY	GRANT/INSTRUCTION/SU	473.85	01/25/2024	44646	R	OTC BRANDS INC	SUPPLIES
				PELIES/MATERIALS						
24174	1000	56118	CARL	PERKINS-CURRENT/INST	696.63	01/25/2024	44647	R	RDF ENTERPRISES, INC	Supplies and materials for
				RUCTION/SUPPLIES/MAT						welding
				ERIALS						
24101	1000	56118	TITLE	I/INSTRUCTION/SUPPLI	447.00	01/25/2024	44648	R	READING REV LLC	SUPPLIES
				ES/MATERIALS						
24101	2400	56118	TITLE	I/SUPPORT-SCHOOL	975.00	01/25/2024	44649	R	ROCHESTER 100 INC	STUDENT FOLDERS
				ADMIN/SUPPLIES/MATER						
				IALS						
24119	2100	56118	CCLC 21ST CENTURY	GRANT/SUPPORT-STUDEN	361.65	01/25/2024	44650	R	SCHOOL SPECIALTY LLC	SUPPLIES
				TS/SUPPLIES/MATERIAL						
				S						
24174	1000	56118	CARL	PERKINS-CURRENT/INST	822.03	01/25/2024	44651	R	SNAP-ON INDUSTRIAL,	Torque Kit (auto)
				RUCTION/SUPPLIES/MAT						
				ERIALS						
24174	1000	56118	CARL	PERKINS-CURRENT/INST	3,169.01	01/25/2024	44651	R	SNAP-ON INDUSTRIAL,	Torque Kit (auto)
				RUCTION/SUPPLIES/MAT						
				ERIALS						
24174	1000	56118	CARL	PERKINS-CURRENT/INST	2,396.16	01/25/2024	44651	R	SNAP-ON INDUSTRIAL,	Torque Kit (auto)
				RUCTION/SUPPLIES/MAT						
				ERIALS						
24174	1000	56118	CARL	PERKINS-CURRENT/INST	15,167.12	01/25/2024	44651	R	SNAP-ON INDUSTRIAL,	Torque Kit (auto)
				RUCTION/SUPPLIES/MAT						
				ERIALS						

FUND	FUNC	OBJ	ACCOUNT DESCRIPTION	AMOUNT	CHECK DATE	CHECK NUMBER	CHEQUE TYPE	VENDOR	INVOICE DESCRIPTION
24174	1000	56118	ERIALS CARL	8,325.41	01/25/2024	44651	R	SNAP-ON INDUSTRIAL,	Torque Kit (auto)
24174	1000	56118	PERKINS-CURRENT/INST RUCTION/SUPPLIES/MAT ERIALS CARL	2,396.16	01/25/2024	44651	R	SNAP-ON INDUSTRIAL,	Torque Kit (auto)
24153	1000	56118	PERKINS-CURRENT/INST RUCTION/SUPPLIES/MAT ERIALS	5,500.00	01/25/2024	44652	R	TEACHER CREATED MATE	SUPPLIES
24154	2400	53330	III/INSTRUCTION/SUPP LIES/MATERIALS TITLE	310.00	01/25/2024	44653	R	TEXAS STATE UNIVERSI	JOB FAIR REGISTRATION; B BYRD APR 3
24154	2400	53330	IIA/SUPPORT-SCHOOL ADMIN/PROFESSIONAL DEVELOPMENT TITLE	125.00	01/25/2024	44654	R	UNIVERSITY OF OKLAHO	JOB FAIR REGISTRATION: B BYRD MAR 13
24189	1000	53330	STUDENT SUPP-ACADEMIC ACHIEVE/INSTRUCTION/ PROFESSIONAL DEVELOPMENT	214.68	01/25/2024	44655	R	VEJIL, AMY	Meals for those attending AVID National Conference San Diego California
24101	0000	24201	TITLE	109,960.16	01/29/2024	44656	R	HMS PAYROLL	PR 1-31-24 (12/16 TO 1/19)
24106	0000	24201	I/REVENUE/BALANCE SHEET/INTERFUND DUE TO	77,985.17	01/29/2024	44656	R	HMS PAYROLL	PR 1-31-24 (12/16 TO 1/19)
24154	0000	24201	ENTITLEMENT-HOBB/REV ENUE/BALANCE SHEET/INTERFUND DUE TO	5,001.30	01/29/2024	44656	R	HMS PAYROLL	PR 1-31-24 (12/16 TO 1/19)
24154	0000	24201	TITLE IIA/REVENUE/BALANCE SHEET/INTERFUND DUE TO	86,470.83	01/29/2024	44656	R	HMS PAYROLL	PR 1-31-24 (12/16 TO 1/19)
25153	0000	24201	MEDICAID FUND/REVENUE/BALANCE						

FUND	FUNC	OBJ	ACCOUNT	DESCRIPTION	AMOUNT	CHECK	CHEK	CHE	IN	IN
						DATE	NUMBER	TYP	VENDOR	DESCRIPTION
				SHEET/INTERFUND						
				DUE TO						
24119	0000	24201	CCLC 21ST CENTURY		26,850.98	01/29/2024	44656	R	HMS PAYROLL	PR 1-31-24 (12/16 TO 1/19)
			GRANT/REVENUE/BALANC							
			E SHEET/INTERFUND							
			DUE TO							
24189	0000	24201	STUDENT		6,430.53	01/29/2024	44656	R	HMS PAYROLL	PR 1-31-24 (12/16 TO 1/19)
			SUPP-ACADEMIC							
			ACHIEVE/REVENUE/BALA							
			NCE SHEET/INTERFUND							
			DUE TO							
24330	0000	24201	ARP -		21,551.67	01/29/2024	44656	R	HMS PAYROLL	PR 1-31-24 (12/16 TO 1/19)
			ESSRII/REVENUE/BALAN							
			CE SHEET/INTERFUND							
			DUE TO							
24190	0000	24201	ATSI/REVENUE/BALANCE		-2.48	01/29/2024	44656	R	HMS PAYROLL	PR 1-31-24 (12/16 TO 1/19)
			SHEET/INTERFUND							
			DUE TO							
31701	4000	56118	CAPITAL IMPROV -		-204.77	01/09/2024	18041	V	LOWE'S	Materials/Supplies
			SB9 LOCAL/CAPITAL							
			OUTLAY/SUPPLIES/MATE							
			RIALS							
31701	4000	56118	CAPITAL IMPROV -		-135.28	01/09/2024	18041	V	LOWE'S	Materials/Supplies
			SB9 LOCAL/CAPITAL							
			OUTLAY/SUPPLIES/MATE							
			RIALS							
31701	4000	56118	CAPITAL IMPROV -		-76.50	01/09/2024	18041	V	LOWE'S	Materials/Supplies
			SB9 LOCAL/CAPITAL							
			OUTLAY/SUPPLIES/MATE							
			RIALS							
31701	4000	56118	CAPITAL IMPROV -		-32.79	01/09/2024	18041	V	LOWE'S	Materials/Supplies
			SB9 LOCAL/CAPITAL							
			OUTLAY/SUPPLIES/MATE							
			RIALS							
31701	4000	56118	CAPITAL IMPROV -		-88.31	01/09/2024	18041	V	LOWE'S	Materials/Supplies
			SB9 LOCAL/CAPITAL							
			OUTLAY/SUPPLIES/MATE							
			RIALS							
31701	4000	56118	CAPITAL IMPROV -		-141.55	01/09/2024	18041	V	LOWE'S	Materials/Supplies
			SB9 LOCAL/CAPITAL							
			OUTLAY/SUPPLIES/MATE							
			RIALS							

FUND	FUNC	OBJ	ACCOUNT	DESCRIPTION	AMOUNT	CHECK	CHEK	CHE	INVOICE
					DATE	DATE	NUMBER	TYP	DESCRIPTION
31701	4000	56118	SB9 LOCAL/CAPITAL OUTLAY/SUPPLIES/MATE RIALS		-22.08	01/09/2024	18260	V	Materials/Supplies
31701	4000	56118	CAPITAL IMPROV - SB9 LOCAL/CAPITAL OUTLAY/SUPPLIES/MATE RIALS		-50.30	01/09/2024	18260	V	Materials/Supplies
31701	4000	56118	CAPITAL IMPROV - SB9 LOCAL/CAPITAL OUTLAY/SUPPLIES/MATE RIALS		-30.84	01/09/2024	18260	V	Materials/Supplies
31701	4000	56118	CAPITAL IMPROV - SB9 LOCAL/CAPITAL OUTLAY/SUPPLIES/MATE RIALS		-61.70	01/09/2024	18260	V	Materials/Supplies
31701	4000	56118	CAPITAL IMPROV - SB9 LOCAL/CAPITAL OUTLAY/SUPPLIES/MATE RIALS		-73.35	01/09/2024	18260	V	Materials/Supplies
31701	4000	56118	CAPITAL IMPROV - SB9 LOCAL/CAPITAL OUTLAY/SUPPLIES/MATE RIALS		-19.72	01/09/2024	18260	V	Materials/Supplies
31701	4000	56118	CAPITAL IMPROV - SB9 LOCAL/CAPITAL OUTLAY/SUPPLIES/MATE RIALS		-25.64	01/09/2024	18260	V	Materials/Supplies
31701	4000	56118	CAPITAL IMPROV - SB9 LOCAL/CAPITAL OUTLAY/SUPPLIES/MATE RIALS		-110.18	01/09/2024	18260	V	Materials/Supplies
31701	4000	56118	CAPITAL IMPROV - SB9 LOCAL/CAPITAL OUTLAY/SUPPLIES/MATE RIALS		-72.30	01/09/2024	18260	V	Materials/Supplies

ACCOUNT		CHECK		CHECK CHE		INVOICE		
FUND	FUNC OBJ	DESCRIPTION	AMOUNT	DATE	NUMBER	TYP	VENDOR	DESCRIPTION
31701	4000 56118	CAPITAL IMPROV - SB9 LOCAL/CAPITAL OUTLAY/SUPPLIES/MATE RIALS	204.77	01/09/2024	18312	R	LOWE'S	Materials/Supplies
31701	4000 56118	CAPITAL IMPROV - SB9 LOCAL/CAPITAL OUTLAY/SUPPLIES/MATE RIALS	135.28	01/09/2024	18312	R	LOWE'S	Materials/Supplies
31701	4000 56118	CAPITAL IMPROV - SB9 LOCAL/CAPITAL OUTLAY/SUPPLIES/MATE RIALS	76.50	01/09/2024	18312	R	LOWE'S	Materials/Supplies
31701	4000 56118	CAPITAL IMPROV - SB9 LOCAL/CAPITAL OUTLAY/SUPPLIES/MATE RIALS	32.79	01/09/2024	18312	R	LOWE'S	Materials/Supplies
31701	4000 56118	CAPITAL IMPROV - SB9 LOCAL/CAPITAL OUTLAY/SUPPLIES/MATE RIALS	88.31	01/09/2024	18312	R	LOWE'S	Materials/Supplies
31701	4000 56118	CAPITAL IMPROV - SB9 LOCAL/CAPITAL OUTLAY/SUPPLIES/MATE RIALS	141.55	01/09/2024	18312	R	LOWE'S	Materials/Supplies
31701	4000 56118	CAPITAL IMPROV - SB9 LOCAL/CAPITAL OUTLAY/SUPPLIES/MATE RIALS	22.08	01/09/2024	18312	R	LOWE'S	Materials/Supplies
31701	4000 56118	CAPITAL IMPROV - SB9 LOCAL/CAPITAL OUTLAY/SUPPLIES/MATE RIALS	50.30	01/09/2024	18312	R	LOWE'S	Materials/Supplies
31701	4000 56118	CAPITAL IMPROV - SB9 LOCAL/CAPITAL OUTLAY/SUPPLIES/MATE RIALS	30.84	01/09/2024	18312	R	LOWE'S	Materials/Supplies
31701	4000 56118	CAPITAL IMPROV - SB9 LOCAL/CAPITAL OUTLAY/SUPPLIES/MATE RIALS	61.70	01/09/2024	18312	R	LOWE'S	Materials/Supplies

MONTHLY BOARD REPORT - EXPENDITURES (Dates: 01/01/24 - 01/31/24)

FUND_FUNC OBJ ACCOUNT DESCRIPTION AMOUNT DATE CHECK CHECK CHE INVOICE

FUND_FUNC OBJ	ACCOUNT DESCRIPTION	AMOUNT	DATE	CHECK	CHECK NUMBER	CHE TYP	CHE VENDOR	INVOICE DESCRIPTION
31701 4000 56118	RIALS CAPITAL IMPROV -	73.35	01/09/2024		18312	R	LOWE'S	Materials/Supplies
	SB9 LOCAL/CAPITAL OUTLAY/SUPPLIES/MATE							
31701 4000 56118	RIALS CAPITAL IMPROV -	19.72	01/09/2024		18312	R	LOWE'S	Materials/Supplies
	SB9 LOCAL/CAPITAL OUTLAY/SUPPLIES/MATE							
31701 4000 56118	RIALS CAPITAL IMPROV -	25.64	01/09/2024		18312	R	LOWE'S	Materials/Supplies
	SB9 LOCAL/CAPITAL OUTLAY/SUPPLIES/MATE							
31701 4000 56118	RIALS CAPITAL IMPROV -	110.18	01/09/2024		18312	R	LOWE'S	Materials/Supplies
	SB9 LOCAL/CAPITAL OUTLAY/SUPPLIES/MATE							
31701 4000 56118	RIALS CAPITAL IMPROV -	72.30	01/09/2024		18312	R	LOWE'S	Materials/Supplies
	SB9 LOCAL/CAPITAL OUTLAY/SUPPLIES/MATE							
31701 4000 54315	RIALS CAPITAL IMPROV -	5,719.35	01/11/2024		18313	R	4 RIVERS EQUIPMENT	4 RIVERS EQUIPMENT- John
	SB9 LOCAL/CAPITAL OUTLAY/M&R							Deere Backhoe, Additional
	BLDGS/GRNDS/EQUIP CAP							Work Needed
31701 4000 56118	RIALS CAPITAL IMPROV -	1,256.85	01/11/2024		18314	R	AGPARTS EDUCATION	Chrome Book Parts
	SB9 LOCAL/CAPITAL OUTLAY/SUPPLIES/MATE							
31701 4000 56118	RIALS CAPITAL IMPROV -	47.01	01/11/2024		18315	R	APACHE SALES	Materials/Supplies (All
	SB9 LOCAL/CAPITAL OUTLAY/SUPPLIES/MATE							District Facilities)
31701 4000 54315	RIALS CAPITAL IMPROV -	933.52	01/11/2024		18316	R	BASELINE INC	Labor/Maintenance & Repair
	SB9 LOCAL/CAPITAL OUTLAY/M&R							(All District Facilities)
	BLDGS/GRNDS/EQUIP CAP							

ACCOUNT		CHECK		CHECK CHE		INVOICE	
FUND	FUNC OBJ	DESCRIPTION	AMOUNT	DATE	NUMBER	TYP	VENDOR
		DESCRIPTION	DESCRIPTION				
31600	4000 54500	HB33-4 MILL/CAPITAL OUTLAY/CONSTRUCTION SERVICES	26,097.00	01/11/2024	18317	R	BG BUILDINGWORKS INC CTECH HVAC Cx Services
31600	4000 54500	HB33-4 MILL/CAPITAL OUTLAY/CONSTRUCTION SERVICES	20,881.69	01/11/2024	18318	R	CES KIRKMEYER ELECTRIC CONTRACT #2023-04-G2132-567 Labor to install the electrical needed for the new dishwashers at Central Kitchen
31600	4000 54500	HB33-4 MILL/CAPITAL OUTLAY/CONSTRUCTION SERVICES	11,723.00	01/11/2024	18318	R	CES LASCO CONSTRUCTION, INC. HHS- Replace section of sidewalk on Stadium Drive
31600	4000 54500	HB33-4 MILL/CAPITAL OUTLAY/CONSTRUCTION SERVICES	18,341.98	01/11/2024	18318	R	CES HONEYWELL CES #2023-22-S111-ALL Central Kitchen, Spare Boiler
31701	4000 54315	CAPITAL IMPROV - SB9 LOCAL/CAPITAL OUTLAY/M&R BLDGS/GRNDS/EQUIP CAP	1,033.00	01/11/2024	18318	R	CES LASCO CONSTRUCTION, INC. Central Office- Caulking around the exterior of the building
31701	4000 54315	CAPITAL IMPROV - SB9 LOCAL/CAPITAL OUTLAY/M&R BLDGS/GRNDS/EQUIP CAP	10,121.94	01/11/2024	18318	R	CES Kirkmeyer staff augmentation NOV
31701	4000 54500	CAPITAL IMPROV - SB9 LOCAL/CAPITAL OUTLAY/CONSTRUCTION SERVICES	277.06	01/11/2024	18318	R	CES For repairs and installation work throughout district
31600	4000 54500	HB33-4 MILL/CAPITAL OUTLAY/CONSTRUCTION SERVICES	95,655.94	01/11/2024	18318	R	CES HHS 500 Wing Courtyard
31600	4000 54500	HB33-4 MILL/CAPITAL OUTLAY/CONSTRUCTION SERVICES	15,084.45	01/11/2024	18318	R	CES MASTER PLUMBERS LLC- CONTRACT #2023-05-G1197-6 Jefferson-Replace Exterior Multipurpose Door
31600	4000 57331	HB33-4 MILL/CAPITAL OUTLAY/FIXED ASSETS OVER \$5000	12,272.30	01/11/2024	18318	R	CES MASTER PLUMBERS LLC- CONTRACT #2023-05-G1197-6 Southern Heights- Install New Ice Machine

ACCOUNT		CHECK		CHECK CHE		INVOICE		
FUND	FUNC OBJ	DESCRIPTION	AMOUNT	DATE	NUMBER	TYP	VENDOR	DESCRIPTION
31701	4000 54315	CAPITAL IMPROV - SB9 LOCAL/CAPITAL OUTLAY/M&R BLDGS/GRNDS/EQUIP CAP	1,771.42	01/11/2024	18318	R	CES	A.K. SALES CES 2023-16-C122 ALL Mills Playground Equipment/Installation
31600	4000 54500	HB33-4 MILL/CAPITAL OUTLAY/CONSTRUCTION SERVICES	197,547.21	01/11/2024	18319	S	CES	Sanger HVAC & DDC Upgrades
31600	4000 54500	HB33-4 MILL/CAPITAL OUTLAY/CONSTRUCTION SERVICES	104,716.07	01/11/2024	18320	S	CES	MASTER PLUMBERS LLC- CONTRACT #2023-05-G1197-6 Edison- Replace Interior Wood Doors
31701	4000 56118	CAPITAL IMPROV - SB9 LOCAL/CAPITAL OUTLAY/SUPPLIES/MATE RIALS	143.62	01/11/2024	18321	R	CINTAS	CINTAS FIRST AID & S Materials/Supplies
31701	4000 56118	CAPITAL IMPROV - SB9 LOCAL/CAPITAL OUTLAY/SUPPLIES/MATE RIALS	273.40	01/11/2024	18321	R	CINTAS	CINTAS FIRST AID & S Materials/Supplies
31701	4000 56118	CAPITAL IMPROV - SB9 LOCAL/CAPITAL OUTLAY/SUPPLIES/MATE RIALS	265.25	01/11/2024	18321	R	CINTAS	CINTAS FIRST AID & S Materials/Supplies
31701	4000 56118	CAPITAL IMPROV - SB9 LOCAL/CAPITAL OUTLAY/SUPPLIES/MATE RIALS	339.05	01/11/2024	18321	R	CINTAS	CINTAS FIRST AID & S Materials/Supplies
31701	4000 56118	CAPITAL IMPROV - SB9 LOCAL/CAPITAL OUTLAY/SUPPLIES/MATE RIALS	628.00	01/11/2024	18322	R	EDUCATION	TECHNOLOGI Equipment for Tasker
31701	4000 56118	CAPITAL IMPROV - SB9 LOCAL/CAPITAL OUTLAY/SUPPLIES/MATE RIALS	877.72	01/11/2024	18323	R	GRAINGER	SUPPLIES
31701	4000 56118	CAPITAL IMPROV - SB9 LOCAL/CAPITAL OUTLAY/SUPPLIES/MATE RIALS	999.24	01/11/2024	18323	R	GRAINGER	SUPPLIES

MONTHLY BOARD REPORT - EXPENDITURES (Dates: 01/01/24 - 01/31/24)

ACCOUNT		CHECK		CHECK CHE		INVOICE		
FUND	FUNC OBJ	DESCRIPTION	AMOUNT	DATE	NUMBER	TYP	VENDOR	DESCRIPTION
31701	4000 56118	CAPITAL IMPROV - SB9 LOCAL/CAPITAL OUTLAY/SUPPLIES/MATE RIALS	877.72	01/11/2024	18323	R	GRAINGER	SUPPLIES
31701	4000 56118	CAPITAL IMPROV - SB9 LOCAL/CAPITAL OUTLAY/SUPPLIES/MATE RIALS	877.72	01/11/2024	18323	R	GRAINGER	SUPPLIES
31701	4000 56118	CAPITAL IMPROV - SB9 LOCAL/CAPITAL OUTLAY/SUPPLIES/MATE RIALS	745.80	01/11/2024	18323	R	GRAINGER	SUPPLIES
31701	4000 56118	CAPITAL IMPROV - SB9 LOCAL/CAPITAL OUTLAY/SUPPLIES/MATE RIALS	10.29	01/11/2024	18324	R	HIGGINBOTHAM BARTLET	Materials/Supplies
31701	4000 56118	CAPITAL IMPROV - SB9 LOCAL/CAPITAL OUTLAY/SUPPLIES/MATE RIALS	52.14	01/11/2024	18324	R	HIGGINBOTHAM BARTLET	Materials/Supplies
31600	4000 54500	HB33-4 MILL/CAPITAL OUTLAY/CONSTRUCTION SERVICES	37,511.20	01/11/2024	18325	R	HONEYWELL	CTECH DDC Commissioning
31701	4000 54315	CAPITAL IMPROV - SB9 LOCAL/CAPITAL OUTLAY/M&R BLDGS/GRNDS/EQUIP CAP	6,988.62	01/11/2024	18326	R	INGRAM PROFESSIONAL	IPS, INC. IPS to retrofit tennis court lights w/ LED replacement bulbs
31701	4000 56118	CAPITAL IMPROV - SB9 LOCAL/CAPITAL OUTLAY/SUPPLIES/MATE RIALS	161.94	01/11/2024	18327	R	INTERSTATE BATTERY S	Materials/Supplies (All District Facilities) **TAX REVISED ON TICKET - PLEASE CREDIT DIFFERENCE. TAX ON LABOR/INSTALL FEE ONLY.**
31701	4000 54315	CAPITAL IMPROV - SB9 LOCAL/CAPITAL OUTLAY/M&R BLDGS/GRNDS/EQUIP CAP	346.33	01/11/2024	18328	R	LEA COUNTY SEPTIC TA	Labor/Maintenance & Repair (All District Facilities)
31701	4000 56118	CAPITAL IMPROV -	23.43	01/11/2024	18329	R	LOWE'S	Materials/Supplies

MONTHLY BOARD REPORT - EXPENDITURES (Dates: 01/01/24 - 01/31/24)

FUND	FUNC	OBJ	ACCOUNT DESCRIPTION	AMOUNT	CHECK DATE	CHECK NUMBER	CHEQUE TYPE	CHEQUE VENDOR	INVOICE DESCRIPTION
31701	4000	56118	SB9 LOCAL/CAPITAL OUTLAY/SUPPLIES/MATE RIALS	106.06	01/11/2024	18329	R	LOWE'S	Materials/Supplies
31701	4000	56118	SB9 LOCAL/CAPITAL OUTLAY/SUPPLIES/MATE RIALS	127.27	01/11/2024	18329	R	LOWE'S	Materials/Supplies
31600	4000	57331	HB33-4 MILL/CAPITAL OUTLAY/FIXED ASSETS OVER \$5000	776.35	01/11/2024	18330	R	MAYFIELD PAPER CO	IN MAYFIELD Floor machines needed at new Southern Heights
31600	4000	56119	HB33-4 MILL/CAPITAL OUTLAY/ASSETS LESS THAN \$5,000	392.29	01/11/2024	18330	R	MAYFIELD PAPER CO	IN MAYFIELD Floor machines needed at new Southern Heights
31701	4000	56118	CAPITAL IMPROV - SB9 LOCAL/CAPITAL OUTLAY/SUPPLIES/MATE RIALS	32.74	01/11/2024	18331	R	MCCOY'S CORPORATION	Materials/Supplies
31701	4000	55915	CAPITAL IMPROV - SB9 LOCAL/CAPITAL OUTLAY/OTHER CONTRACT SERVICES	34.67	01/11/2024	18332	R	MUSIC AND ARTS CENTE	BAND INSTRUMENT REPAIR
31701	4000	55915	CAPITAL IMPROV - SB9 LOCAL/CAPITAL OUTLAY/OTHER CONTRACT SERVICES	26.00	01/11/2024	18332	R	MUSIC AND ARTS CENTE	BAND INSTRUMENT REPAIR
31701	4000	56118	CAPITAL IMPROV - SB9 LOCAL/CAPITAL OUTLAY/SUPPLIES/MATE RIALS	4.45	01/11/2024	18333	R	NAPA AUTO PARTS	Materials/Supplies
31701	4000	56118	CAPITAL IMPROV - SB9 LOCAL/CAPITAL OUTLAY/SUPPLIES/MATE RIALS	339.98	01/11/2024	18333	R	NAPA AUTO PARTS	Materials/Supplies
31701	4000	56118	CAPITAL IMPROV - SB9 LOCAL/CAPITAL OUTLAY/SUPPLIES/MATE RIALS	36.58	01/11/2024	18333	R	NAPA AUTO PARTS	Materials/Supplies

FUND	FUNC	OBJ	ACCOUNT DESCRIPTION	AMOUNT	CHECK DATE	CHECK NUMBER	CHEQUE TYP	CHEQUE VENDOR	INVOICE DESCRIPTION
31701	4000	56118	OUTLAY/SUPPLIES/MATE RIALS						
31701	4000	56118	CAPITAL IMPROV - SB9 LOCAL/CAPITAL	14.99	01/11/2024	18333	R	NAPA AUTO PARTS	Materials/Supplies
31701	4000	54315	OUTLAY/SUPPLIES/MATE RIALS						
31701	4000	54315	CAPITAL IMPROV - SB9 LOCAL/CAPITAL	133.20	01/11/2024	18334	R	PRO-TREAT LLC	Labor/Maintenance & Repair Additional pesticide services needed for district
31600	4000	56119	OUTLAY/ASSETS LESS THAN \$5,000	62,679.11	01/11/2024	18335	R	SCHOOL FURNISHING UN	Remodel for Operations Office
31600	4000	57331	OUTLAY/FIXED ASSETS OVER \$5000	34,364.06	01/11/2024	18335	R	SCHOOL FURNISHING UN	HORIZON BLINDS & MORE LLC DBA SCHOOL FURNISHING Refurnishing offices @ Warehouse
31600	4000	57331	OUTLAY/FIXED ASSETS OVER \$5000	29,912.12	01/11/2024	18335	R	SCHOOL FURNISHING UN	HORIZON BLINDS & MORE LLC DBA SCHOOL FURNISHING Alt High (per Mark)
31701	4000	56113	CAPITAL IMPROV - SB9 LOCAL/CAPITAL	3,615.00	01/11/2024	18336	R	SCHOOL TECHNOLOGY AS	Upgrade ID System
31701	4000	54315	OUTLAY/SUPPLIES/MATE RIALS						
31701	4000	54315	CAPITAL IMPROV - SB9 LOCAL/CAPITAL	53.29	01/11/2024	18337	R	SHARP SHOP	Labor/Maintenance & Repairs (All District Facilities) **TAX CORRECTION TO \$3.29**
31701	4000	56118	OUTLAY/SUPPLIES/MATE RIALS						
31701	4000	56118	CAPITAL IMPROV - SB9 LOCAL/CAPITAL	352.09	01/11/2024	18338	R	SHERWIN WILLIAMS CO	Materials/Supplies
31701	4000	56118	OUTLAY/SUPPLIES/MATE RIALS						
31701	4000	56118	CAPITAL IMPROV - SB9 LOCAL/CAPITAL	52.45	01/11/2024	18339	R	SKYWARD ACCOUNTING D	TECH SUPPORT HOURS
31701	4000	56113	OUTLAY/SUPPLIES/MATE RIALS						
31701	4000	56113	CAPITAL IMPROV - SB9 LOCAL/CAPITAL	800.00	01/11/2024	18340	R	SMARTSIGN	**Renewal Service** for Asset Tiger

FUND	FUNC	OBJ	ACCOUNT	DESCRIPTION	AMOUNT	CHECK	CHECK	CHEK	INVOICE
						DATE	NUMBER	TYP	DESCRIPTION
31701	4000	56118	OUTLAY/SOFTWARE		34.98	01/11/2024	18341	R	TRACTOR SUPPLY/CITIB Materials/Supplies
			CAPITAL IMPROV -						
			SB9 LOCAL/CAPITAL						
			OUTLAY/SUPPLIES/MATE						
			RIALS						
31701	4000	54315	CAPITAL IMPROV -		108.16	01/11/2024	18342	R	WATER PROCESSING LLC Labor/Maintenance & Repairs (All District Facilities)
			SB9 LOCAL/CAPITAL						
			OUTLAY/M&R						
			BLDGS/GRNDS/EQUIP						
			CAP						
31701	4000	54315	CAPITAL IMPROV -		76.19	01/11/2024	18342	R	WATER PROCESSING LLC Labor/Maintenance & Repairs (All District Facilities)
			SB9 LOCAL/CAPITAL						
			OUTLAY/M&R						
			BLDGS/GRNDS/EQUIP						
			CAP						
31701	4000	54315	CAPITAL IMPROV -		604.40	01/11/2024	18343	R	WATSON TRUCK & SUPPL CES OPEN PO Labor/Maintenance & Repair
			SB9 LOCAL/CAPITAL						
			OUTLAY/M&R						
			BLDGS/GRNDS/EQUIP						
			CAP						
31701	4000	56118	CAPITAL IMPROV -		611.40	01/11/2024	18344	R	YORK DISCOUNT TIRE C Materials/Supplies
			SB9 LOCAL/CAPITAL						
			OUTLAY/SUPPLIES/MATE						
			RIALS						
31600	4000	54500	HE33-4 MILL/CAPITAL		2,653.48	01/18/2024	18345	R	A K SALES & CONSULTI A.K. SALES CES 19-027B-C102-ALL Capital Outlay 2021-22 Jefferson Playground
			OUTLAY/CONSTRUCTION						
			SERVICES						
31701	4000	56118	CAPITAL IMPROV -		386.75	01/18/2024	18346	R	AGPARTS EDUCATION Dell Sensor Board
			SB9 LOCAL/CAPITAL						
			OUTLAY/SUPPLIES/MATE						
			RIALS						
31701	4000	56118	CAPITAL IMPROV -		55.95	01/18/2024	18347	R	AWESOME GRAPHICS LLC Materials/Supplies
			SB9 LOCAL/CAPITAL						
			OUTLAY/SUPPLIES/MATE						
			RIALS						
31701	4000	56118	CAPITAL IMPROV -		444.00	01/18/2024	18347	R	AWESOME GRAPHICS LLC Materials/Supplies
			SB9 LOCAL/CAPITAL						
			OUTLAY/SUPPLIES/MATE						

MONTHLY BOARD REPORT - EXPENDITURES (Dates: 01/01/24 - 01/31/24)

FUND	FUNC	OBJ	ACCOUNT DESCRIPTION	AMOUNT	CHECK DATE	CHECK NUMBER	CHEQUE TYP	CHEQUE VENDOR	INVOICE DESCRIPTION
31701	4000	56118	CAPITAL IMPROV - RIALS SB9 LOCAL/CAPITAL OUTLAY/SUPPLIES/MATE RIALS	263.02	01/18/2024	18348	R	BENCHMARK SUPPLY COMPA	Grounds/Irrigation Materials/Supplies
31600	4000	54500	HB33-4 MILL/CAPITAL OUTLAY/CONSTRUCTION SERVICES	1,291.50	01/18/2024	18349	R	CES	Professional Design Services for Central Kitchen Freezer Building
31600	4000	54500	HB33-4 MILL/CAPITAL OUTLAY/CONSTRUCTION SERVICES	10,444.16	01/18/2024	18349	R	CES	MASTER PLUMBERS LLC- CONTRACT #2023-04-G3113-6 Will Rogers Elementary Replace Chiller Line
31600	4000	54500	HB33-4 MILL/CAPITAL OUTLAY/CONSTRUCTION SERVICES	966.22	01/18/2024	18349	R	CES	A.K. SALES CES 2023-16-C122 ALL Canopy at SANGER
31600	4000	54500	HB33-4 MILL/CAPITAL OUTLAY/CONSTRUCTION SERVICES	30,901.99	01/18/2024	18349	R	CES	Fire Alarm Systems
31600	4000	54500	HB33-4 MILL/CAPITAL OUTLAY/CONSTRUCTION SERVICES	156,499.26	01/18/2024	18349	R	CES	HVAC Mechanical & Automation Systems
31600	4000	54500	HB33-4 MILL/CAPITAL OUTLAY/CONSTRUCTION SERVICES	11,231.77	01/18/2024	18349	R	CES	ELP-RQ-Hobbs HS CTECH IPDACT Installation
31600	4000	54500	HB33-4 MILL/CAPITAL OUTLAY/CONSTRUCTION SERVICES	11,231.77	01/18/2024	18349	R	CES	ELP-RQ-Southern Heights IPDACT Installation
31701	4000	56119	CAPITAL IMPROV - SB9 LOCAL/CAPITAL OUTLAY/ASSETS LESS THAN \$5,000	2,210.00	01/18/2024	18350	R	DAKTRONICS INC	DAKTRONICS QUOTE MIL \$
31600	4000	57331	HB33-4 MILL/CAPITAL OUTLAY/FIXED ASSETS OVER \$5000	35,700.96	01/18/2024	18351	R	DEERE & COMPANY SABD	JOHN DEERE Tractor needed for ag. department
31600	4000	57331	HB33-4 MILL/CAPITAL OUTLAY/FIXED ASSETS OVER \$5000	25,562.96	01/18/2024	18351	R	DEERE & COMPANY SABD	GATORS
31701	4000	56118	CAPITAL IMPROV - SB9 LOCAL/CAPITAL	1,455.00	01/18/2024	18352	R	EDUCATION TECHNOLOGI	Replacement Batteries

FUND	FUNC	OBJ	ACCOUNT DESCRIPTION	AMOUNT	CHECK DATE	CHECK NUMBER	CHEQUE TYPE	CHEQUE VENDOR	INVOICE DESCRIPTION
31701	4000	56118	OUTLAY/SUPPLIES/MATE RIALS						
31701	4000	56118	CAPITAL IMPROV - SB9 LOCAL/CAPITAL	1,198.00	01/18/2024	18352	R	EDUCATION	TECHNOLOGI Replacement touchpad & Headphone removal tool
31701	4000	56119	OUTLAY/SUPPLIES/MATE RIALS						
31701	4000	56119	CAPITAL IMPROV - SB9 LOCAL/CAPITAL	4,114.00	01/18/2024	18352	R	EDUCATION	TECHNOLOGI ID Printer for Freshman
31701	4000	56118	OUTLAY/ASSETS LESS THAN \$5,000						
31701	4000	56118	CAPITAL IMPROV - SB9 LOCAL/CAPITAL	23.80	01/18/2024	18353	R	H2O TO GO	WATER SERVICES: WAREHOUSE
31701	4000	56118	OUTLAY/SUPPLIES/MATE RIALS						
31701	4000	56118	CAPITAL IMPROV - SB9 LOCAL/CAPITAL	5.95	01/18/2024	18353	R	H2O TO GO	WATER SERVICES: WAREHOUSE
31701	4000	56118	OUTLAY/SUPPLIES/MATE RIALS						
31701	4000	56118	CAPITAL IMPROV - SB9 LOCAL/CAPITAL	36.78	01/18/2024	18354	R	HIGGINBOTHAM BARTLET	Materials/Supplies
31701	4000	56118	OUTLAY/SUPPLIES/MATE RIALS						
31701	4000	56118	CAPITAL IMPROV - SB9 LOCAL/CAPITAL	70.46	01/18/2024	18354	R	HIGGINBOTHAM BARTLET	Materials/Supplies
31701	4000	56118	OUTLAY/SUPPLIES/MATE RIALS						
31701	4000	56118	CAPITAL IMPROV - SB9 LOCAL/CAPITAL	5.04	01/18/2024	18354	R	HIGGINBOTHAM BARTLET	Materials/Supplies
31701	4000	54315	OUTLAY/SUPPLIES/MATE RIALS						
31701	4000	54315	CAPITAL IMPROV - SB9 LOCAL/CAPITAL	525.57	01/18/2024	18355	R	HIGH PLAINS REFRIGER	Cooler Repairs and Maintenance
31701	4000	56119	OUTLAY/M&R BLDGS/GRNDS/EQUIP CAP						
31701	4000	56119	CAPITAL IMPROV - SB9 LOCAL/CAPITAL	1,340.14	01/18/2024	18356	R	INGRAM PROFESSIONAL	Installation of district Cameras
31701	4000	56118	OUTLAY/ASSETS LESS THAN \$5,000						

ACCOUNT		CHECK		CHECK CHE		INVOICE		
FUND	FUNC OBJ	DESCRIPTION	AMOUNT	DATE	NUMBER	TYP	VENDOR	DESCRIPTION
31701	4000 54315	CAPITAL IMPROV - SB9 LOCAL/CAPITAL	346.33	01/18/2024	18363	R	PRO-TREAT LLC	Labor/Maintenance & Repair
		OUTLAY/M&R						Additional pesticide services
		BLDGS/GRNDS/EQUIP						needed for district
		CAP						
31701	4000 56118	CAPITAL IMPROV - SB9 LOCAL/CAPITAL	469.98	01/18/2024	18364	R	SHARP SHOP	TOM'S SHARP SHOP Materials
		OUTLAY/SUPPLIES/MATE						needed per Mark
		RIALS						
31701	4000 56118	CAPITAL IMPROV - SB9 LOCAL/CAPITAL	489.99	01/18/2024	18364	R	SHARP SHOP	TOM'S SHARP SHOP Materials
		OUTLAY/SUPPLIES/MATE						needed per Ben
		RIALS						
31701	4000 56118	CAPITAL IMPROV - SB9 LOCAL/CAPITAL	2,305.08	01/18/2024	18364	R	SHARP SHOP	TOM'S SHARP SHOP Materials
		OUTLAY/SUPPLIES/MATE						needed per Ben
		RIALS						
31701	4000 54315	CAPITAL IMPROV - SB9 LOCAL/CAPITAL	3,413.88	01/18/2024	18365	R	TIM'S MOBILE GLASS	Labor/Maintenance & Repair
		OUTLAY/M&R						
		BLDGS/GRNDS/EQUIP						
		CAP						
31701	4000 54315	CAPITAL IMPROV - SB9 LOCAL/CAPITAL	18.76	01/18/2024	18366	R	UNIFIRST CORPORATION	Labor/Maintenance & Repair
		OUTLAY/M&R						
		BLDGS/GRNDS/EQUIP						
		CAP						
31701	4000 54315	CAPITAL IMPROV - SB9 LOCAL/CAPITAL	38.36	01/18/2024	18366	R	UNIFIRST CORPORATION	Labor/Maintenance & Repair
		OUTLAY/M&R						
		BLDGS/GRNDS/EQUIP						
		CAP						
31701	4000 54315	CAPITAL IMPROV - SB9 LOCAL/CAPITAL	144.20	01/18/2024	18366	R	UNIFIRST CORPORATION	Labor/Maintenance & Repair
		OUTLAY/M&R						
		BLDGS/GRNDS/EQUIP						
		CAP						
31701	4000 54315	CAPITAL IMPROV - SB9 LOCAL/CAPITAL	26.60	01/18/2024	18366	R	UNIFIRST CORPORATION	Labor/Maintenance & Repair
		OUTLAY/M&R						
		BLDGS/GRNDS/EQUIP						
		CAP						

FUND	FUNC	OBJ	ACCOUNT	DESCRIPTION	AMOUNT	CHECK	CHEK	CHEK	CHEK	INVOICE
					DATE	NUMBER	TYP	VENDOR		DESCRIPTION
				OUTLAY/M&R						
				BLDGS/GRNDS/EQUIP						
				CAP						
31701	4000	54315	CAPITAL IMPROV -		30.52	01/18/2024		18366 R		UNIFIRST CORPORATION Labor/Maintenance & Repair
			SB9 LOCAL/CAPITAL							
			OUTLAY/M&R							
			BLDGS/GRNDS/EQUIP							
			CAP							
31701	4000	54315	CAPITAL IMPROV -		26.60	01/18/2024		18366 R		UNIFIRST CORPORATION Labor/Maintenance & Repair
			SB9 LOCAL/CAPITAL							
			OUTLAY/M&R							
			BLDGS/GRNDS/EQUIP							
			CAP							
31701	4000	54315	CAPITAL IMPROV -		30.52	01/18/2024		18366 R		UNIFIRST CORPORATION Labor/Maintenance & Repair
			SB9 LOCAL/CAPITAL							
			OUTLAY/M&R							
			BLDGS/GRNDS/EQUIP							
			CAP							
31701	4000	54315	CAPITAL IMPROV -		34.44	01/18/2024		18366 R		UNIFIRST CORPORATION Labor/Maintenance & Repair
			SB9 LOCAL/CAPITAL							
			OUTLAY/M&R							
			BLDGS/GRNDS/EQUIP							
			CAP							
31701	4000	54315	CAPITAL IMPROV -		26.60	01/18/2024		18366 R		UNIFIRST CORPORATION Labor/Maintenance & Repair
			SB9 LOCAL/CAPITAL							
			OUTLAY/M&R							
			BLDGS/GRNDS/EQUIP							
			CAP							
31701	4000	54315	CAPITAL IMPROV -		18.76	01/18/2024		18366 R		UNIFIRST CORPORATION Labor/Maintenance & Repair
			SB9 LOCAL/CAPITAL							
			OUTLAY/M&R							
			BLDGS/GRNDS/EQUIP							
			CAP							
31701	4000	56118	CAPITAL IMPROV -		1,183.97	01/18/2024		18367 R		WATERMASTER IRRIGATI Watermaster- grounds/irrigation parts
			SB9 LOCAL/CAPITAL							
			OUTLAY/SUPPLIES/MATE							needed for district use Per
			RIALS							Ben, for Coronado Elementary
31701	4000	56118	CAPITAL IMPROV -		2,685.98	01/18/2024		18367 R		WATERMASTER IRRIGATI Watermaster- grounds/irrigation parts
			SB9 LOCAL/CAPITAL							

FUND	FUNC	OBJ	ACCOUNT	DESCRIPTION	AMOUNT	CHECK	CHEK	CHE	INVOICE	DESCRIPTION
					DATE	DATE	NUMBER	TYP		
31701	4000	54315	OUTLAY/SUPPLIES/MATE	RIALS						needed for district use Per
31701	4000	54315	CAPITAL IMPROV -		4,385.05	01/18/2024	18368	R		Mark, Irrigation needed at
			SB9 LOCAL/CAPITAL							Will Rogers
			OUTLAY/M&R							GLASS CLEANING SVCS: MURRAY
			BLDGS/GRNDS/EQUIP							
			CAP							
31600	4000	56119	HEB33-4 MILL/CAPITAL		990.45	01/25/2024	18369	R		Lenovo & Dell CB parts
			OUTLAY/ASSETS LESS							
			THAN \$5,000							
31701	4000	54315	CAPITAL IMPROV -		-453.42	01/25/2024	18370	V		ARC JANITORIAL & MAI Fleet Car Wash Service;
			SB9 LOCAL/CAPITAL							District Use
			OUTLAY/M&R							Labor/Maintenance & Repair
			BLDGS/GRNDS/EQUIP							(All District Facilities)
			CAP							
31701	4000	54315	CAPITAL IMPROV -		-33,432.71	01/25/2024	18370	V		ARC JANITORIAL & MAI JANITORIAL SERVICES: NOV
			SB9 LOCAL/CAPITAL							
			OUTLAY/M&R							
			BLDGS/GRNDS/EQUIP							
			CAP							
31701	4000	54315	CAPITAL IMPROV -		-27,176.43	01/25/2024	18370	V		ARC JANITORIAL & MAI JANITORIAL SERVICES: DEC
			SB9 LOCAL/CAPITAL							
			OUTLAY/M&R							
			BLDGS/GRNDS/EQUIP							
			CAP							
31701	4000	54315	CAPITAL IMPROV -		-37,702.35	01/25/2024	18370	V		ARC JANITORIAL & MAI JANITORIAL SERVICES: OCT
			SB9 LOCAL/CAPITAL							**SALES TAX ADJUSTMENT ON ALL
			OUTLAY/M&R							INVOICES - 6.5625% NEW RATE
			BLDGS/GRNDS/EQUIP							AS OF 7/1**
			CAP							
31701	4000	54315	CAPITAL IMPROV -		453.42	01/25/2024	18370	R		ARC JANITORIAL & MAI Fleet Car Wash Service;
			SB9 LOCAL/CAPITAL							District Use
			OUTLAY/M&R							Labor/Maintenance & Repair
			BLDGS/GRNDS/EQUIP							(All District Facilities)
			CAP							
31701	4000	54315	CAPITAL IMPROV -		37,702.35	01/25/2024	18370	R		ARC JANITORIAL & MAI JANITORIAL SERVICES: OCT
			SB9 LOCAL/CAPITAL							**SALES TAX ADJUSTMENT ON ALL
			OUTLAY/M&R							INVOICES - 6.5625% NEW RATE

MONTHLY BOARD REPORT - EXPENDITURES (Dates: 01/01/24 - 01/31/24)

FUND	FUNC	OBJ	ACCOUNT	DESCRIPTION	AMOUNT	CHECK	CHEQ	CHE	INVOICE
					DATE	NUMBER	TYP	VENDOR	DESCRIPTION
				BLDGS/GRNDS/EQUIP					AS OF 7/1**
			CAP						
31701	4000	54315	CAPITAL IMPROV -		33,432.71	01/25/2024	18370	R	ARC JANITORIAL & MAI JANITORIAL SERVICES: NOV
			SB9 LOCAL/CAPITAL						
			OUTLAY/M&R						
			BLDGS/GRNDS/EQUIP						
			CAP						
31701	4000	54315	CAPITAL IMPROV -		27,176.43	01/25/2024	18370	R	ARC JANITORIAL & MAI JANITORIAL SERVICES: DEC
			SB9 LOCAL/CAPITAL						
			OUTLAY/M&R						
			BLDGS/GRNDS/EQUIP						
			CAP						
31701	4000	54315	CAPITAL IMPROV -		873.81	01/25/2024	18371	R	BLACKTAIL SERVICES I Labor/Maintenance & Repairs (All District Facilities)
			SB9 LOCAL/CAPITAL						
			OUTLAY/M&R						
			BLDGS/GRNDS/EQUIP						
			CAP						
31701	4000	54500	CAPITAL IMPROV -		346.33	01/25/2024	18372	R	CES For repairs and installation work throughout district
			SB9 LOCAL/CAPITAL						
			OUTLAY/CONSTRUCTION						
			SERVICES						
31701	4000	54315	CAPITAL IMPROV -		7,170.86	01/25/2024	18372	R	CES LASCO CONSTRUCTION, INC. Caulking expansion joints @ Alt School
			SB9 LOCAL/CAPITAL						
			OUTLAY/M&R						
			BLDGS/GRNDS/EQUIP						
			CAP						
31701	4000	54315	CAPITAL IMPROV -		1,486.76	01/25/2024	18372	R	CES GWC - Labor/Maintenance & Repair (All District Facilities) Asbestos / Dumpster maintenance HMS 2023-24
			SB9 LOCAL/CAPITAL						
			OUTLAY/M&R						
			BLDGS/GRNDS/EQUIP						
			CAP						
31701	4000	54315	CAPITAL IMPROV -		114,909.00	01/25/2024	18372	R	CES LASCO CONSTRUCTION, INC. Replacing concrete between tennis courts @ HHS
			SB9 LOCAL/CAPITAL						
			OUTLAY/M&R						
			BLDGS/GRNDS/EQUIP						
			CAP						
31701	4000	54315	CAPITAL IMPROV -		-11,762.91	01/25/2024	18372	R	CES CES MEMBER SERVICE CREDIT
			SB9 LOCAL/CAPITAL						
			OUTLAY/M&R						

ACCOUNT		CHECK		CHECK CHE		INVOICE		
FUND	FUNC OBJ	DESCRIPTION	AMOUNT	DATE	NUMBER	TYP	VENDOR	DESCRIPTION
31701	4000 56118	CAPITAL IMPROV - SB9 LOCAL/CAPITAL OUTLAY/SUPPLIES/MATE RIALS	74.85	01/25/2024	18377	R	HIGGINBOTHAM	BARTLET Materials/Supplies
31701	4000 56118	CAPITAL IMPROV - SB9 LOCAL/CAPITAL OUTLAY/SUPPLIES/MATE RIALS	54.81	01/25/2024	18377	R	HIGGINBOTHAM	BARTLET Materials/Supplies
31701	4000 56118	CAPITAL IMPROV - SB9 LOCAL/CAPITAL OUTLAY/SUPPLIES/MATE RIALS	112.94	01/25/2024	18377	R	HIGGINBOTHAM	BARTLET Materials/Supplies
31701	4000 56118	CAPITAL IMPROV - SB9 LOCAL/CAPITAL OUTLAY/SUPPLIES/MATE RIALS	20.99	01/25/2024	18377	R	HIGGINBOTHAM	BARTLET Materials/Supplies
31701	4000 56118	CAPITAL IMPROV - SB9 LOCAL/CAPITAL OUTLAY/SUPPLIES/MATE RIALS	26.47	01/25/2024	18377	R	HIGGINBOTHAM	BARTLET Materials/Supplies
31701	4000 56118	CAPITAL IMPROV - SB9 LOCAL/CAPITAL OUTLAY/SUPPLIES/MATE RIALS	15.08	01/25/2024	18377	R	HIGGINBOTHAM	BARTLET Materials/Supplies
31701	4000 56118	CAPITAL IMPROV - SB9 LOCAL/CAPITAL OUTLAY/SUPPLIES/MATE RIALS	64.56	01/25/2024	18377	R	HIGGINBOTHAM	BARTLET Materials/Supplies
31701	4000 56118	CAPITAL IMPROV - SB9 LOCAL/CAPITAL OUTLAY/SUPPLIES/MATE RIALS	39.96	01/25/2024	18377	R	HIGGINBOTHAM	BARTLET Materials/Supplies
31701	4000 54315	CAPITAL IMPROV - SB9 LOCAL/CAPITAL OUTLAY/M&R BLDGS/GRNDS/EQUIP CAP	314.75	01/25/2024	18378	R	HIGH PLAINS	REFRIGER Cooler Repairs and Maintenance
31600	4000 54500	HE33-4 MILL/CAPITAL OUTLAY/CONSTRUCTION	9,377.80	01/25/2024	18379	R	HONEYWELL	INTERNATIO CTECH DDC Commissioning

FUND	FUNC	OBJ	ACCOUNT	DESCRIPTION	AMOUNT	CHECK	CHEK	CHE	INVOICE	
					DATE	NUMBER	TYP	VENDOR	DESCRIPTION	
31701	4000	54315	SERVICES							
			CAPITAL IMPROV -		28.52	01/25/2024		18380 R	INGRAM PROFESSIONAL	Labor/Maintenance & Repair
			SB9 LOCAL/CAPITAL							
			OUTLAY/M&R							
			BLDGS/GRNDS/EQUIP							
			CAP							
31701	4000	56118	CAPITAL IMPROV -		319.90	01/25/2024		18381 R	INTERSTATE BATTERY S	Materials/Supplies (All District Facilities)
			SB9 LOCAL/CAPITAL							
			OUTLAY/SUPPLIES/MATE							
			RIALS							
31701	4000	56118	CAPITAL IMPROV -		185.41	01/25/2024		18382 R	KIRKMEYER ELECTRIC I	Kirkmeyer Materials/Supplies (All District Facilities) HMS 2023-24
			SB9 LOCAL/CAPITAL							
			OUTLAY/SUPPLIES/MATE							
			RIALS							
31701	4000	56118	CAPITAL IMPROV -		3,176.52	01/25/2024		18383 R	KW FUELS INC	Materials/Supplies, Fuel for the district 2023-24
			SB9 LOCAL/CAPITAL							
			OUTLAY/SUPPLIES/MATE							
			RIALS							
31701	4000	54315	CAPITAL IMPROV -		293.05	01/25/2024		18384 R	LEA COUNTY SEPTIC TA	Labor/Maintenance & Repair (All District Facilities)
			SB9 LOCAL/CAPITAL							
			OUTLAY/M&R							
			BLDGS/GRNDS/EQUIP							
			CAP							
31701	4000	54315	CAPITAL IMPROV -		293.05	01/25/2024		18384 R	LEA COUNTY SEPTIC TA	Labor/Maintenance & Repair (All District Facilities)
			SB9 LOCAL/CAPITAL							
			OUTLAY/M&R							
			BLDGS/GRNDS/EQUIP							
			CAP							
31701	4000	56118	CAPITAL IMPROV -		397.10	01/25/2024		18385 R	LOWE'S	Materials/Supplies ACCT #9800.738051.6
			SB9 LOCAL/CAPITAL							
			OUTLAY/SUPPLIES/MATE							
			RIALS							
31701	4000	56118	CAPITAL IMPROV -		19.61	01/25/2024		18385 R	LOWE'S	Materials/Supplies
			SB9 LOCAL/CAPITAL							
			OUTLAY/SUPPLIES/MATE							
			RIALS							
31701	4000	56118	CAPITAL IMPROV -		32.63	01/25/2024		18385 R	LOWE'S	Materials/Supplies
			SB9 LOCAL/CAPITAL							
			OUTLAY/SUPPLIES/MATE							

FUND	FUNC	OBJ	ACCOUNT	DESCRIPTION	AMOUNT	CHECK	CHEK	CHE	IN	IN
						DATE	NUMBER	TYP	VENDOR	DESCRIPTION
31701	4000	56118	CAPITAL IMPROV -	RIALS	62.04	01/25/2024	18385	R	LOWE'S	Materials/Supplies
			SB9 LOCAL/CAPITAL							
			OUTLAY/SUPPLIES/MATE							
31701	4000	56118	CAPITAL IMPROV -	RIALS	60.63	01/25/2024	18385	R	LOWE'S	Materials/Supplies
			SB9 LOCAL/CAPITAL							
			OUTLAY/SUPPLIES/MATE							
31701	4000	56118	CAPITAL IMPROV -	RIALS	24.66	01/25/2024	18385	R	LOWE'S	Materials/Supplies
			SB9 LOCAL/CAPITAL							
			OUTLAY/SUPPLIES/MATE							
31701	4000	56118	CAPITAL IMPROV -	RIALS	18.98	01/25/2024	18385	R	LOWE'S	Materials/Supplies
			SB9 LOCAL/CAPITAL							
			OUTLAY/SUPPLIES/MATE							
31701	4000	56118	CAPITAL IMPROV -	RIALS	313.42	01/25/2024	18385	R	LOWE'S	Materials/Supplies
			SB9 LOCAL/CAPITAL							
			OUTLAY/SUPPLIES/MATE							
31600	4000	57331	HB33-4 MILL/CAPITAL	RIALS	15,221.90	01/25/2024	18386	R	MAYFIELD PAPER CO	IN FLOOR MACHINE
			OUTLAY/FIXED ASSETS							
			OVER \$5000							
31600	4000	57331	HB33-4 MILL/CAPITAL	RIALS	5,377.75	01/25/2024	18386	R	MAYFIELD PAPER CO	IN CARPET MACHINE
			OUTLAY/FIXED ASSETS							
			OVER \$5000							
31701	4000	56118	CAPITAL IMPROV -	RIALS	22.91	01/25/2024	18387	R	MCCOY'S CORPORATION	Materials/Supplies
			SB9 LOCAL/CAPITAL							
			OUTLAY/SUPPLIES/MATE							
31701	4000	56118	CAPITAL IMPROV -	RIALS	10.44	01/25/2024	18387	R	MCCOY'S CORPORATION	Materials/Supplies
			SB9 LOCAL/CAPITAL							
			OUTLAY/SUPPLIES/MATE							
31701	4000	56118	CAPITAL IMPROV -	RIALS	49.47	01/25/2024	18387	R	MCCOY'S CORPORATION	Materials/Supplies
			SB9 LOCAL/CAPITAL							
			OUTLAY/SUPPLIES/MATE							

ACCOUNT		CHECK	CHECK CHE	INVOICE				
FUND	FUNC OBJ	DESCRIPTION	AMOUNT	DATE	NUMBER	TYP	VENDOR	DESCRIPTION
31701	4000 56113	CAPITAL IMPROV - SB9 LOCAL/CAPITAL OUTLAY/SOFTWARE	139.64	01/25/2024	18388	R	MILLENNIUM COMMUNICA	Millennium SIP trunk software license
31701	4000 56118	CAPITAL IMPROV - SB9 LOCAL/CAPITAL OUTLAY/SUPPLIES/MATE RIALS	6.49	01/25/2024	18389	R	NAPA AUTO PARTS	Materials/Supplies
31701	4000 56118	CAPITAL IMPROV - SB9 LOCAL/CAPITAL OUTLAY/SUPPLIES/MATE RIALS	28.76	01/25/2024	18389	R	NAPA AUTO PARTS	Materials/Supplies
31701	4000 56113	CAPITAL IMPROV - SB9 LOCAL/CAPITAL OUTLAY/SOFTWARE	2,493.55	01/25/2024	18390	R	RENAISSANCE LEARNING SOFTWARE	
31701	4000 54315	CAPITAL IMPROV - SB9 LOCAL/CAPITAL OUTLAY/M&R BLDGS/GRNDS/EQUIP CAP	156.64	01/25/2024	18391	R	ROADRUNNER SERVICE	Labor/Maintenance & Repair (All District Facilities) **All invoices on this payment have been revised due to tax change - 6.5625%. I spoke with Veronica on 1/19 and adjustment will be made upon receipt to zero out each of these invoices.** ANY SERVICE/INVOICE SHOULD BE BILLED MONTHLY PLEASE.
31701	4000 54315	CAPITAL IMPROV - SB9 LOCAL/CAPITAL OUTLAY/M&R BLDGS/GRNDS/EQUIP CAP	102.64	01/25/2024	18391	R	ROADRUNNER SERVICE	Labor/Maintenance & Repair (All District Facilities)
31701	4000 54315	CAPITAL IMPROV - SB9 LOCAL/CAPITAL OUTLAY/M&R BLDGS/GRNDS/EQUIP CAP	102.64	01/25/2024	18391	R	ROADRUNNER SERVICE	Labor/Maintenance & Repair (All District Facilities)
31701	4000 54315	CAPITAL IMPROV - SB9 LOCAL/CAPITAL OUTLAY/M&R BLDGS/GRNDS/EQUIP CAP	92.64	01/25/2024	18391	R	ROADRUNNER SERVICE	Labor/Maintenance & Repair (All District Facilities)

FUND	FUNC	OBJ	ACCOUNT	DESCRIPTION	AMOUNT	CHECK	CHEK	CHE	INVOICE
					DATE	DATE	NUMBER	TYP	DESCRIPTION
31701	4000	54315	CAPITAL IMPROV -		98.64	01/25/2024	18391	R	Labor/Maintenance & Repair
			CAP						(All District Facilities)
			SB9 LOCAL/CAPITAL						
			OUTLAY/M&R						
			BLDGS/GRNDS/EQUIP						
			CAP						
31701	4000	54315	CAPITAL IMPROV -		102.64	01/25/2024	18391	R	Labor/Maintenance & Repair
			CAP						(All District Facilities)
			SB9 LOCAL/CAPITAL						
			OUTLAY/M&R						
			BLDGS/GRNDS/EQUIP						
			CAP						
31701	4000	54315	CAPITAL IMPROV -		102.64	01/25/2024	18391	R	Labor/Maintenance & Repair
			CAP						(All District Facilities)
			SB9 LOCAL/CAPITAL						
			OUTLAY/M&R						
			BLDGS/GRNDS/EQUIP						
			CAP						
31701	4000	54315	CAPITAL IMPROV -		101.64	01/25/2024	18391	R	Labor/Maintenance & Repair
			CAP						(All District Facilities)
			SB9 LOCAL/CAPITAL						
			OUTLAY/M&R						
			BLDGS/GRNDS/EQUIP						
			CAP						
31701	4000	54315	CAPITAL IMPROV -		102.64	01/25/2024	18391	R	Labor/Maintenance & Repair
			CAP						(All District Facilities)
			SB9 LOCAL/CAPITAL						
			OUTLAY/M&R						
			BLDGS/GRNDS/EQUIP						
			CAP						
31701	4000	54315	CAPITAL IMPROV -		83.64	01/25/2024	18391	R	Labor/Maintenance & Repair
			CAP						(All District Facilities)
			SB9 LOCAL/CAPITAL						
			OUTLAY/M&R						
			BLDGS/GRNDS/EQUIP						
			CAP						
31701	4000	54315	CAPITAL IMPROV -		101.64	01/25/2024	18391	R	Labor/Maintenance & Repair
			CAP						(All District Facilities)
			SB9 LOCAL/CAPITAL						
			OUTLAY/M&R						
			BLDGS/GRNDS/EQUIP						
			CAP						
31701	4000	54315	CAPITAL IMPROV -		119.64	01/25/2024	18391	R	Labor/Maintenance & Repair
			CAP						(All District Facilities)
			SB9 LOCAL/CAPITAL						
			OUTLAY/M&R						
			BLDGS/GRNDS/EQUIP						
			CAP						

FUND	FUNC	OBJ	ACCOUNT	DESCRIPTION	AMOUNT	CHECK	CHEK	CHE	IN	IN
					DATE	DATE	NUMBER	TYP	VENDOR	DESCRIPTION
			OUTLAY/M&R							
			BLDGS/GRNDS/EQUIP							
			CAP							
31701	4000	54315	CAPITAL IMPROV -		120.64	01/25/2024	18391	R	ROADRUNNER SERVICE	Labor/Maintenance & Repair (All District Facilities)
			SB9 LOCAL/CAPITAL							
			OUTLAY/M&R							
			BLDGS/GRNDS/EQUIP							
			CAP							
31701	4000	54315	CAPITAL IMPROV -		120.64	01/25/2024	18391	R	ROADRUNNER SERVICE	Labor/Maintenance & Repair (All District Facilities)
			SB9 LOCAL/CAPITAL							
			OUTLAY/M&R							
			BLDGS/GRNDS/EQUIP							
			CAP							
31701	4000	54315	CAPITAL IMPROV -		120.64	01/25/2024	18391	R	ROADRUNNER SERVICE	Labor/Maintenance & Repair (All District Facilities)
			SB9 LOCAL/CAPITAL							
			OUTLAY/M&R							
			BLDGS/GRNDS/EQUIP							
			CAP							
31701	4000	54315	CAPITAL IMPROV -		147.64	01/25/2024	18391	R	ROADRUNNER SERVICE	Labor/Maintenance & Repair (All District Facilities)
			SB9 LOCAL/CAPITAL							
			OUTLAY/M&R							
			BLDGS/GRNDS/EQUIP							
			CAP							
31701	4000	54315	CAPITAL IMPROV -		84.64	01/25/2024	18391	R	ROADRUNNER SERVICE	Labor/Maintenance & Repair (All District Facilities)
			SB9 LOCAL/CAPITAL							
			OUTLAY/M&R							
			BLDGS/GRNDS/EQUIP							
			CAP							
31701	4000	54315	CAPITAL IMPROV -		121.64	01/25/2024	18391	R	ROADRUNNER SERVICE	Labor/Maintenance & Repair (All District Facilities)
			SB9 LOCAL/CAPITAL							
			OUTLAY/M&R							
			BLDGS/GRNDS/EQUIP							
			CAP							
31701	4000	54315	CAPITAL IMPROV -		130.64	01/25/2024	18391	R	ROADRUNNER SERVICE	Labor/Maintenance & Repair (All District Facilities)
			SB9 LOCAL/CAPITAL							
			OUTLAY/M&R							
			BLDGS/GRNDS/EQUIP							
			CAP							
31701	4000	54315	CAPITAL IMPROV -		130.64	01/25/2024	18391	R	ROADRUNNER SERVICE	Labor/Maintenance & Repair (All District Facilities)
			SB9 LOCAL/CAPITAL							
			OUTLAY/M&R							
			BLDGS/GRNDS/EQUIP							
			CAP							

ACCOUNT		CHECK		CHECK CHE		INVOICE		
FUND	FUNC OBJ	DESCRIPTION	AMOUNT	DATE	NUMBER	TYP	VENDOR	DESCRIPTION
31701	4000 54315	CAPITAL IMPROV - SB9 LOCAL/CAPITAL OUTLAY/M&R BLDGS/GRNDS/EQUIP CAP	148.64	01/25/2024	18391	R	ROADRUNNER SERVICE	Labor/Maintenance & Repair (All District Facilities)
31701	4000 54315	CAPITAL IMPROV - SB9 LOCAL/CAPITAL OUTLAY/M&R BLDGS/GRNDS/EQUIP CAP	119.64	01/25/2024	18391	R	ROADRUNNER SERVICE	Labor/Maintenance & Repair (All District Facilities)
31701	4000 54315	CAPITAL IMPROV - SB9 LOCAL/CAPITAL OUTLAY/M&R BLDGS/GRNDS/EQUIP CAP	118.64	01/25/2024	18391	R	ROADRUNNER SERVICE	Labor/Maintenance & Repair (All District Facilities)
31701	4000 54315	CAPITAL IMPROV - SB9 LOCAL/CAPITAL OUTLAY/M&R BLDGS/GRNDS/EQUIP CAP	119.64	01/25/2024	18391	R	ROADRUNNER SERVICE	Labor/Maintenance & Repair (All District Facilities)
31701	4000 54315	CAPITAL IMPROV - SB9 LOCAL/CAPITAL OUTLAY/M&R BLDGS/GRNDS/EQUIP CAP	120.64	01/25/2024	18391	R	ROADRUNNER SERVICE	Labor/Maintenance & Repair (All District Facilities)
31701	4000 54315	CAPITAL IMPROV - SB9 LOCAL/CAPITAL OUTLAY/M&R BLDGS/GRNDS/EQUIP CAP	93.64	01/25/2024	18391	R	ROADRUNNER SERVICE	Labor/Maintenance & Repair (All District Facilities)
31701	4000 54315	CAPITAL IMPROV - SB9 LOCAL/CAPITAL OUTLAY/M&R BLDGS/GRNDS/EQUIP CAP	102.64	01/25/2024	18391	R	ROADRUNNER SERVICE	Labor/Maintenance & Repair (All District Facilities)
31701	4000 54315	CAPITAL IMPROV - SB9 LOCAL/CAPITAL OUTLAY/M&R BLDGS/GRNDS/EQUIP CAP	119.64	01/25/2024	18391	R	ROADRUNNER SERVICE	Labor/Maintenance & Repair (All District Facilities)

FUND	FUNC	OBJ	ACCOUNT	DESCRIPTION	AMOUNT	CHECK	CHEK	CHE	INVOICE
					DATE	DATE	NUMBER	TYP	DESCRIPTION
31701	4000	54315	CAPITAL IMPROV -		108.16	01/25/2024	18396	R	WATER PROCESSING LLC Labor/Maintenance & Repairs
			SB9 LOCAL/CAPITAL						(All District Facilities)
			OUTLAY/M&R						
			BLDGS/GRNDS/EQUIP						
			CAP						
31701	4000	54315	CAPITAL IMPROV -		76.19	01/25/2024	18396	R	WATER PROCESSING LLC Labor/Maintenance & Repairs
			SB9 LOCAL/CAPITAL						(All District Facilities)
			OUTLAY/M&R						
			BLDGS/GRNDS/EQUIP						
			CAP						
31701	4000	54315	CAPITAL IMPROV -		41.03	01/25/2024	18396	R	WATER PROCESSING LLC Labor/Maintenance & Repairs
			SB9 LOCAL/CAPITAL						(All District Facilities)
			OUTLAY/M&R						
			BLDGS/GRNDS/EQUIP						
			CAP						
31701	4000	54315	CAPITAL IMPROV -		76.19	01/25/2024	18396	R	WATER PROCESSING LLC Labor/Maintenance & Repairs
			SB9 LOCAL/CAPITAL						(All District Facilities)
			OUTLAY/M&R						
			BLDGS/GRNDS/EQUIP						
			CAP						
31701	4000	54315	CAPITAL IMPROV -		452.89	01/25/2024	18397	R	ARC JANITORIAL & MAI Fleet Car Wash Service;
			SB9 LOCAL/CAPITAL						District Use
			OUTLAY/M&R						Labor/Maintenance & Repair
			BLDGS/GRNDS/EQUIP						(All District Facilities)
			CAP						**TAX CORRECTION**
31701	4000	54315	CAPITAL IMPROV -		33,432.71	01/25/2024	18397	R	ARC JANITORIAL & MAI JANITORIAL SERVICES: NOV
			SB9 LOCAL/CAPITAL						
			OUTLAY/M&R						
			BLDGS/GRNDS/EQUIP						
			CAP						
31701	4000	54315	CAPITAL IMPROV -		27,176.43	01/25/2024	18397	R	ARC JANITORIAL & MAI JANITORIAL SERVICES: DEC
			SB9 LOCAL/CAPITAL						
			OUTLAY/M&R						
			BLDGS/GRNDS/EQUIP						
			CAP						
31701	4000	54315	CAPITAL IMPROV -		37,702.35	01/25/2024	18397	R	ARC JANITORIAL & MAI JANITORIAL SERVICES: OCT
			SB9 LOCAL/CAPITAL						**SALES TAX ADJUSTMENT ON ALL
			OUTLAY/M&R						INVOICES - 6.5625% NEW RATE

FUND	FUNC	OBJ	ACCOUNT DESCRIPTION	AMOUNT	CHECK DATE	CHECK NUMBER	CHEQUE TYPE	CHECK VENDOR	INVOICE DESCRIPTION
			BLDGS/GRNDS/EQUIP						AS OF 7/1**
			CAP						
31701	4000	54315	CAPITAL IMPROV - SB9 LOCAL/CAPITAL OUTLAY/M&R	-0.52	01/25/2024	18397	R	ARC JANITORIAL & MAI	CREDIT - Tax Overcharge/Car Wash
11000	0000	24201	OPERATIONAL	4,125,837.81	01/10/2024	177875	R	HMS PAYROLL	PR 1-12-24 (12/9-12/15)
			FUND/REVENUE/BALANCE SHEET/INTERFUND						
13000	0000	24201	TRANSPORTATION/REVENUE/BALANCE	4,428.84	01/10/2024	177875	R	HMS PAYROLL	PR 1-12-24 (12/9-12/15)
			SHEET/INTERFUND DUE TO						
11000	2400	55813	OPERATIONAL	131.38	01/11/2024	177876	R	ABLE, SHONA	TSUG Meal Reimbursement
			FUND/SUPPORT-SCHOOL ADMIN/EMP.						
11000	1000	56118	OPERATIONAL	319.00	01/11/2024	177877	R	ANATOMY WAREHOUSE	Health-Mr. Goar
			FUND/INSTRUCTION/SUPPLIES/MATERIALS						
11000	1000	55915	OPERATIONAL	26.64	01/11/2024	177878	R	BARCUCU, JILLIAN	LADY EAGLE BB VS ALAMOGORDO
			FUND/INSTRUCTION/OTHER CONTRACT SERVICES						
11000	1000	55915	OPERATIONAL	11.04	01/11/2024	177879	R	BENCHMARK BUSINESS S Meter Usage	
			FUND/INSTRUCTION/OTHER CONTRACT SERVICES						
11000	2300	55915	OPERATIONAL	37.38	01/11/2024	177879	R	BENCHMARK BUSINESS S Meter Usage	
			FUND/SUPPORT-GENERAL ADMIN/OTHER CONTRACT SERVICES						
11000	2300	55915	OPERATIONAL	37.38	01/11/2024	177879	R	BENCHMARK BUSINESS S Meter Usage	
			FUND/SUPPORT-GENERAL ADMIN/OTHER CONTRACT SERVICES						
11000	2300	55915	OPERATIONAL	37.38	01/11/2024	177879	R	BENCHMARK BUSINESS S Meter Usage	

FUND	FUNC	OBJ	ACCOUNT DESCRIPTION	AMOUNT	CHECK DATE	CHECK NUMBER	CHEQ TYP	CHEQ VENDOR	INVOICE DESCRIPTION
11000	2500	55915	FUND/SUPPORT-GENERAL ADMIN/OTHER CONTRACT SERVICES	30.44	01/11/2024	177879	R	BENCHMARK BUSINESS S	Meter Usage
11000	2300	55915	FUND/CENTRAL SERVICES/OTHER CONTRACT SERVICES	2.24	01/11/2024	177879	R	BENCHMARK BUSINESS S	Meter Usage
11000	2500	55915	FUND/SUPPORT-GENERAL ADMIN/OTHER CONTRACT SERVICES	20.40	01/11/2024	177879	R	BENCHMARK BUSINESS S	Meter Usage
11000	1000	55915	FUND/CENTRAL SERVICES/OTHER CONTRACT SERVICES	54.89	01/11/2024	177879	R	BENCHMARK BUSINESS S	Meter Usage
11000	2500	55915	FUND/INSTRUCTION/OT HER CONTRACT SERVICES	52.51	01/11/2024	177879	R	BENCHMARK BUSINESS S	Meter Usage
11000	2100	55915	FUND/SUPPORT-STUDENT S/OTHER CONTRACT SERVICES	67.20	01/11/2024	177879	R	BENCHMARK BUSINESS S	Meter Usage
11000	2400	56118	FUND/SUPPORT-SCHOOL ADMIN/SUPPLIES/MATER IALS	5.82	01/11/2024	177879	R	BENCHMARK BUSINESS S	Meter Usage
11000	1000	55915	FUND/INSTRUCTION/OT HER CONTRACT SERVICES	11.98	01/11/2024	177879	R	BENCHMARK BUSINESS S	Meter Usage
11000	1000	55915	FUND/INSTRUCTION/OT HER CONTRACT SERVICES	33.05	01/11/2024	177879	R	BENCHMARK BUSINESS S	Meter Usage

MONTHLY BOARD REPORT - EXPENDITURES (Dates: 01/01/24 - 01/31/24)

ACCOUNT		CHECK		CHECK CHE		INVOICE		
FUND	FUNC OBJ	DESCRIPTION	AMOUNT	DATE	NUMBER	TYP	VENDOR	DESCRIPTION
11000	1000 55915	OPERATIONAL	37.75	01/11/2024	177879	R	BENCHMARK BUSINESS S	Meter Usage
		FUND/INSTRUCTION/OTH						
		ER CONTRACT						
		SERVICES						
11000	2200 55915	OPERATIONAL	0.34	01/11/2024	177879	R	BENCHMARK BUSINESS S	Meter Usage
		FUND/SUPPORT-INSTRUC						
		TION/OTHER CONTRACT						
		SERVICES						
11000	1000 55915	OPERATIONAL	6.71	01/11/2024	177879	R	BENCHMARK BUSINESS S	Meter Usage
		FUND/INSTRUCTION/OTH						
		ER CONTRACT						
		SERVICES						
11000	1000 55915	OPERATIONAL	49.64	01/11/2024	177879	R	BENCHMARK BUSINESS S	Meter Usage
		FUND/INSTRUCTION/OTH						
		ER CONTRACT						
		SERVICES						
11000	1000 55915	OPERATIONAL	151.09	01/11/2024	177879	R	BENCHMARK BUSINESS S	Meter Usage
		FUND/INSTRUCTION/OTH						
		ER CONTRACT						
		SERVICES						
11000	1000 55915	OPERATIONAL	34.59	01/11/2024	177879	R	BENCHMARK BUSINESS S	Meter Usage
		FUND/INSTRUCTION/OTH						
		ER CONTRACT						
		SERVICES						
11000	1000 55915	OPERATIONAL	31.66	01/11/2024	177879	R	BENCHMARK BUSINESS S	Meter Usage
		FUND/INSTRUCTION/OTH						
		ER CONTRACT						
		SERVICES						
11000	1000 55915	OPERATIONAL	95.13	01/11/2024	177879	R	BENCHMARK BUSINESS S	Meter Usage
		FUND/INSTRUCTION/OTH						
		ER CONTRACT						
		SERVICES						
11000	1000 55915	OPERATIONAL	63.78	01/11/2024	177879	R	BENCHMARK BUSINESS S	Meter Usage
		FUND/INSTRUCTION/OTH						
		ER CONTRACT						
		SERVICES						
11000	1000 55915	OPERATIONAL	30.06	01/11/2024	177879	R	BENCHMARK BUSINESS S	Meter Usage
		FUND/INSTRUCTION/OTH						
		ER CONTRACT						
		SERVICES						

FUND	FUNC	OBJ	ACCOUNT DESCRIPTION	AMOUNT	CHECK DATE	CHECK NUMBER	CHEQUE TYPE	CHEQUE VENDOR	INVOICE DESCRIPTION
11000	1000	55915	OPERATIONAL SERVICES	91.65	01/11/2024	177879	R	BENCHMARK BUSINESS S	Meter Usage
			FUND/INSTRUCTION/OTH						
			ER CONTRACT SERVICES	63.93	01/11/2024	177879	R	BENCHMARK BUSINESS S	Meter Usage
11000	1000	55915	OPERATIONAL SERVICES	23.35	01/11/2024	177879	R	BENCHMARK BUSINESS S	Meter Usage
			FUND/INSTRUCTION/OTH						
			ER CONTRACT SERVICES	5.19	01/11/2024	177879	R	BENCHMARK BUSINESS S	Meter Usage
11000	1000	55915	OPERATIONAL SERVICES	52.30	01/11/2024	177879	R	BENCHMARK BUSINESS S	Meter Usage
			FUND/INSTRUCTION/OTH						
			ER CONTRACT SERVICES	34.56	01/11/2024	177879	R	BENCHMARK BUSINESS S	Meter Usage
11000	1000	55915	OPERATIONAL SERVICES	109.43	01/11/2024	177879	R	BENCHMARK BUSINESS S	Meter Usage
			FUND/INSTRUCTION/OTH						
			ER CONTRACT SERVICES	10.56	01/11/2024	177879	R	BENCHMARK BUSINESS S	Meter Usage
11000	2600	55915	OPERATIONAL SERVICES	70.91	01/11/2024	177879	R	BENCHMARK BUSINESS S	Meter Usage
			FUND/OPERATION/MAINT						
			ENANCE/OTHER CONTRACT SERVICES	39.73	01/11/2024	177879	R	BENCHMARK BUSINESS S	Meter Usage
11000	1000	56118	OPERATIONAL SUPPLIES/MATERIALS						
			FUND/INSTRUCTION/SUP						
			PLIES/MATERIALS						
11000	1000	55915	OPERATIONAL SERVICES						
			FUND/INSTRUCTION/OTH						
			ER CONTRACT SERVICES						

FUND	FUNC	OBJ	ACCOUNT DESCRIPTION	AMOUNT	CHECK DATE	CHECK NUMBER	CHEQ TYP	CHEQ VENDOR	INVOICE DESCRIPTION
11000	1000	55915	OPERATIONAL SERVICES	0.50	01/11/2024	177879	R	BENCHMARK BUSINESS S Meter Usage	
11000	1000	55915	FUND/INSTRUCTION/OTHER CONTRACT SERVICES	68.11	01/11/2024	177879	R	BENCHMARK BUSINESS S Meter Usage	
11000	1000	55915	OPERATIONAL SERVICES	234.44	01/11/2024	177880	R	BETTS, ISELA	HHT
11000	1000	55915	FUND/INSTRUCTION/OTHER CONTRACT SERVICES	234.44	01/11/2024	177880	R	BETTS, ISELA	HHT
11000	2600	56118	OPERATIONAL SERVICES	98.75	01/11/2024	177881	R	BLAINE INDUSTRIAL SU CUSTODIAL SUPPLIES	
11000	1000	56118	FUND/INSTRUCTION/SUPPLIES/MATERIALS	1,048.56	01/11/2024	177882	R	BLICK ART MATERIALS	supplies for visual arts students
11000	1000	56118	OPERATIONAL SERVICES	666.09	01/11/2024	177882	R	BLICK ART MATERIALS	SUPPLIES
11000	1000	56118	FUND/INSTRUCTION/SUPPLIES/MATERIALS	290.61	01/11/2024	177882	R	BLICK ART MATERIALS	STUDENT SUPPLIES
11000	2200	56114	OPERATIONAL SERVICES	78.34	01/11/2024	177883	R	BOUND TO STAY BOUND	BOOKS
11000	1000	56118	FUND/INSTRUCTION/SUPPLIES/MATERIALS	111.00	01/11/2024	177884	R	BREAKOUT EDU	Registration for Breakout/Mitchell/Shipping for individual kits and /or replacement orders under current threshold 1 @

FUND	FUNC	OBJ	ACCOUNT DESCRIPTION	AMOUNT	CHECK DATE	CHECK NUMBER	CHEQUE TYPE	CHEQUE VENDOR	INVOICE DESCRIPTION
11000	1000	55915	OPERATIONAL FUND/INSTRUCTION/OTHER CONTRACT SERVICES	95.91	01/11/2024	177885	R	CALDERON, EPPIE	\$8.00/Digital Subscription Renewal 1@ \$99.00/ Discount \$25.00/ Expansion Pack (Gen.2) 1@ \$29.00 for a total of \$111.00
11000	1000	55915	OPERATIONAL FUND/INSTRUCTION/OTHER CONTRACT SERVICES	159.84	01/11/2024	177886	R	CALDERON, STEPHEN	TRI-DUAL WRESTLING ARTESIA & RUDIOSO
11000	1000	56118	OPERATIONAL FUND/INSTRUCTION/SUPPLIES/MATERIALS	494.77	01/11/2024	177887	R	CAPITAL ONE	SCIENCE SUPPLIES: HFHS
11000	1000	56118	OPERATIONAL FUND/INSTRUCTION/SUPPLIES/MATERIALS	2.22	01/11/2024	177887	R	CAPITAL ONE	SCIENCE SUPPLIES: HFHS
11000	2200	56114	OPERATIONAL FUND/SUPPORT-INSTRUCTION/LIBRARY/AUDIO VISUAL	46.98	01/11/2024	177888	R	CAPSTONE	BOOKS
11000	2100	53212	OPERATIONAL FUND/SUPPORT-STUDENT S/SPEECH	4,526.25	01/11/2024	177889	R	CAREER LINKS	SLP SERVICES
11000	2100	53212	OPERATIONAL THERAPIST-CONTRACT	5,325.00	01/11/2024	177889	R	CAREER LINKS	SLP SERVICES
11000	2100	53212	OPERATIONAL FUND/SUPPORT-STUDENT S/SPEECH	5,325.00	01/11/2024	177889	R	CAREER LINKS	SLP SERVICES
11000	2200	56114	OPERATIONAL FUND/SUPPORT-INSTRUCTION/LIBRARY/AUDIO VISUAL	659.65	01/11/2024	177890	R	THE CHILD'S WORLD IN BOOKS	

ACCOUNT		CHECK		CHECK CHE		INVOICE		
FUND	FUNC OBJ	DESCRIPTION	AMOUNT	DATE	NUMBER	TYP	VENDOR	DESCRIPTION
11000	1000	55915 OPERATIONAL	12,544.00	01/11/2024	177891	R	CITY OF HOBBS	56 ANNUAL CORE ADULT MEMBERSHIPS
		FUND/INSTRUCTION/OTHER CONTRACT SERVICES						
11000	2600	54415 OPERATIONAL	38.71	01/11/2024	177892	R	CITY OF HOBBS	UTILIT Water/sewer services
		FUND/OPERATION/MAINT ENANCE/WATER/SEWAGE						
11000	2600	54415 OPERATIONAL	407.35	01/11/2024	177892	R	CITY OF HOBBS	UTILIT Water/sewer services
		FUND/OPERATION/MAINT ENANCE/WATER/SEWAGE						
11000	2600	54415 OPERATIONAL	1,584.75	01/11/2024	177892	R	CITY OF HOBBS	UTILIT Water/sewer services
		FUND/OPERATION/MAINT ENANCE/WATER/SEWAGE						
11000	2600	54415 OPERATIONAL	1,163.41	01/11/2024	177892	R	CITY OF HOBBS	UTILIT Water/sewer services
		FUND/OPERATION/MAINT ENANCE/WATER/SEWAGE						
11000	2600	54415 OPERATIONAL	1,879.20	01/11/2024	177892	R	CITY OF HOBBS	UTILIT Water/sewer services
		FUND/OPERATION/MAINT ENANCE/WATER/SEWAGE						
11000	2600	54415 OPERATIONAL	699.40	01/11/2024	177892	R	CITY OF HOBBS	UTILIT Water/sewer services
		FUND/OPERATION/MAINT ENANCE/WATER/SEWAGE						
11000	2600	54415 OPERATIONAL	1,675.16	01/11/2024	177892	R	CITY OF HOBBS	UTILIT Water/sewer services
		FUND/OPERATION/MAINT ENANCE/WATER/SEWAGE						
11000	2600	54415 OPERATIONAL	6,749.73	01/11/2024	177892	R	CITY OF HOBBS	UTILIT Water/sewer services
		FUND/OPERATION/MAINT ENANCE/WATER/SEWAGE						
11000	2600	54415 OPERATIONAL	1,575.31	01/11/2024	177892	R	CITY OF HOBBS	UTILIT Water/sewer services
		FUND/OPERATION/MAINT ENANCE/WATER/SEWAGE						
11000	2600	54415 OPERATIONAL	955.71	01/11/2024	177892	R	CITY OF HOBBS	UTILIT Water/sewer services
		FUND/OPERATION/MAINT ENANCE/WATER/SEWAGE						
11000	2600	54415 OPERATIONAL	1,056.41	01/11/2024	177892	R	CITY OF HOBBS	UTILIT Water/sewer services
		FUND/OPERATION/MAINT ENANCE/WATER/SEWAGE						
11000	2600	54415 OPERATIONAL	1,350.75	01/11/2024	177892	R	CITY OF HOBBS	UTILIT Water/sewer services
		FUND/OPERATION/MAINT ENANCE/WATER/SEWAGE						

FUND	FUNC	OBJ	ACCOUNT DESCRIPTION	AMOUNT	CHECK DATE	CHECK NUMBER	CHEQUE TYPE	VENDOR	INVOICE DESCRIPTION
11000	2600	54415	ENANCE/WATER/SEWAGE OPERATIONAL	1,286.01	01/11/2024	177892	R	CITY OF HOBBS	UTILIT Water/sewer services
11000	2600	54415	FUND/OPERATION/MAINT ENANCE/WATER/SEWAGE OPERATIONAL	664.10	01/11/2024	177892	R	CITY OF HOBBS	UTILIT Water/sewer services
11000	2600	54415	FUND/OPERATION/MAINT ENANCE/WATER/SEWAGE OPERATIONAL	957.99	01/11/2024	177892	R	CITY OF HOBBS	UTILIT Water/sewer services
11000	2600	54415	FUND/OPERATION/MAINT ENANCE/WATER/SEWAGE OPERATIONAL	334.34	01/11/2024	177892	R	CITY OF HOBBS	UTILIT Water/sewer services
11000	2600	54415	FUND/OPERATION/MAINT ENANCE/WATER/SEWAGE OPERATIONAL	719.63	01/11/2024	177892	R	CITY OF HOBBS	UTILIT Water/sewer services
11000	2600	54415	FUND/OPERATION/MAINT ENANCE/WATER/SEWAGE OPERATIONAL	17.95	01/11/2024	177892	R	CITY OF HOBBS	UTILIT Water/sewer services
11000	2600	54415	FUND/OPERATION/MAINT ENANCE/WATER/SEWAGE OPERATIONAL	103.02	01/11/2024	177892	R	CITY OF HOBBS	UTILIT Water/sewer services
11000	2600	54415	FUND/OPERATION/MAINT ENANCE/WATER/SEWAGE OPERATIONAL	15.71	01/11/2024	177892	R	CITY OF HOBBS	UTILIT Water/sewer services
11000	2600	54415	FUND/OPERATION/MAINT ENANCE/WATER/SEWAGE OPERATIONAL	84.56	01/11/2024	177892	R	CITY OF HOBBS	UTILIT Water/sewer services
11000	2600	54415	FUND/OPERATION/MAINT ENANCE/WATER/SEWAGE OPERATIONAL	51.68	01/11/2024	177892	R	CITY OF HOBBS	UTILIT Water/sewer services
11000	2600	54415	FUND/OPERATION/MAINT ENANCE/WATER/SEWAGE OPERATIONAL	570.41	01/11/2024	177892	R	CITY OF HOBBS	UTILIT Water/sewer services
11000	2600	54415	FUND/OPERATION/MAINT ENANCE/WATER/SEWAGE OPERATIONAL	440.29	01/11/2024	177892	R	CITY OF HOBBS	UTILIT Water/sewer services
11000	2600	54415	FUND/OPERATION/MAINT ENANCE/WATER/SEWAGE OPERATIONAL	713.83	01/11/2024	177892	R	CITY OF HOBBS	UTILIT Water/sewer services

FUND	FUNC	OBJ	ACCOUNT DESCRIPTION	AMOUNT	CHECK DATE	CHECK NUMBER	CHEQ TYP	CHEQ VENDOR	INVOICE DESCRIPTION
11000	1000	56118	ENANCE/WATER/SEWAGE OPERATIONAL	266.41	01/11/2024	177893	R	DJ ALPINE LLC	IStation -MOY Incentive for students meeting goals. DJ SERVICES: 12/21/23
11000	2600	56118	FUND/INSTRUCTION/SUP PLIES/MATERIALS OPERATIONAL	16,896.00	01/11/2024	177894	R	FLEMING CHEMICAL CO	SUPPLIES
11000	2200	56114	FUND/OPERATION/MAINT ENANCE/SUPPLIES/MATERIALS OPERATIONAL	150.29	01/11/2024	177895	R	FOLLETT SCHOOL SOLUTION/LIBRARY/AUDIO VISUAL	FOLLETT SCHOOL SOLUTION Library books -Jefferson Library
11000	1000	56118	FUND/INSTRUCTION/SUP PLIES/MATERIALS OPERATIONAL	37.97	01/11/2024	177896	R	FREDDIE THE FROG LLC	Elementary Music Resources 23-24, Mills Elementary
11000	1000	56118	FUND/INSTRUCTION/SUP PLIES/MATERIALS OPERATIONAL	46.00	01/11/2024	177897	R	GAME ONE	SOCCER BACKPACK
11000	1000	56118	FUND/INSTRUCTION/SUP PLIES/MATERIALS OPERATIONAL	793.00	01/11/2024	177897	R	GAME ONE	BBB D6055820-00
11000	1000	56118	FUND/INSTRUCTION/SUP PLIES/MATERIALS OPERATIONAL	7,025.00	01/11/2024	177897	R	GAME ONE	SWIM
11000	1000	56118	FUND/INSTRUCTION/SUP PLIES/MATERIALS OPERATIONAL	240.00	01/11/2024	177897	R	GAME ONE	GBB QUOTE D6065144-00
11000	1000	56118	FUND/INSTRUCTION/SUP PLIES/MATERIALS OPERATIONAL	1,950.00	01/11/2024	177897	R	GAME ONE	SOFTBALLS
11000	1000	55915	FUND/INSTRUCTION/OTHER CONTRACT SERVICES OPERATIONAL	79.92	01/11/2024	177898	R	GARCIA, ALYSSA	HHT
11000	1000	55915	FUND/INSTRUCTION/OTHER CONTRACT SERVICES OPERATIONAL	79.92	01/11/2024	177898	R	GARCIA, ALYSSA	HHT
11000	1000	55915	FUND/INSTRUCTION/OTHER CONTRACT SERVICES OPERATIONAL	58.61	01/11/2024	177899	R	GARCIA, GAYLA	LADY EAGLE BB VS ALAMOGORDO

FUND	FUNC	OBJ	ACCOUNT DESCRIPTION	AMOUNT	CHECK DATE	CHECK NUMBER	CHEQUE TYPE	CHEQUE	VENDOR	INVOICE DESCRIPTION
11000	1000	55915	FUND/INSTRUCTION/OTH ER CONTRACT SERVICES	322.35	01/11/2024	177899	R		GARCIA, GAYLA	HHT
11000	1000	55915	FUND/INSTRUCTION/OTH ER CONTRACT SERVICES	322.35	01/11/2024	177899	R		GARCIA, GAYLA	HHT
11000	2100	55915	FUND/SUPPORT-STUDENT S/OTHER CONTRACT SERVICES	2,320.40	01/11/2024	177900	R		GIFTED NURSES LLC	OTHER CONTRACT SVCS
11000	2100	55915	FUND/SUPPORT-STUDENT S/OTHER CONTRACT SERVICES	2,770.62	01/11/2024	177900	R		GIFTED NURSES LLC	OTHER CONTRACT SVCS
11000	2100	55915	FUND/SUPPORT-STUDENT S/OTHER CONTRACT SERVICES	2,608.54	01/11/2024	177900	R		GIFTED NURSES LLC	OTHER CONTRACT SERVICES
11000	2100	55915	FUND/SUPPORT-STUDENT S/OTHER CONTRACT SERVICES	2,632.09	01/11/2024	177900	R		GIFTED NURSES LLC	OTHER CONTRACT SVCS
11000	2100	55915	FUND/SUPPORT-STUDENT S/OTHER CONTRACT SERVICES	2,597.46	01/11/2024	177900	R		GIFTED NURSES LLC	OTHER CONTRACT SVCS
11000	2100	55915	FUND/SUPPORT-STUDENT S/OTHER CONTRACT SERVICES	2,666.73	01/11/2024	177900	R		GIFTED NURSES LLC	OTHER CONTRACT SVCS
11000	2100	55915	FUND/SUPPORT-STUDENT S/OTHER CONTRACT SERVICES	2,476.25	01/11/2024	177900	R		GIFTED NURSES LLC	OTHER CONTRACT SVCS

ACCOUNT		CHECK		CHECK CHE		INVOICE		
FUND	FUNC OBJ	DESCRIPTION	AMOUNT	DATE	NUMBER	TYP	VENDOR	DESCRIPTION
11000	2100 55915	OPERATIONAL	2,355.03	01/11/2024	177900	R	GIFTED NURSES LLC	OTHER CONTRACT SVCS
		FUND/SUPPORT-STUDENT S/OTHER CONTRACT SERVICES						
11000	1000 56118	OPERATIONAL	691.71	01/11/2024	177901	R	GOPHER SPORT	Scoters and Dodgeballs
		FUND/INSTRUCTION/SUP PLIES/MATERIALS						
11000	1000 56118	OPERATIONAL	1,461.88	01/11/2024	177901	R	GOPHER SPORT	PE
		FUND/INSTRUCTION/SUP PLIES/MATERIALS						
11000	1000 55915	OPERATIONAL	266.41	01/11/2024	177902	R	GREGORY, RHONDA	TRI-DUAL WRESTLING ARTESIA & RUDIOSO
		FUND/INSTRUCTION/OTH ER CONTRACT SERVICES						
11000	1000 55915	OPERATIONAL	159.84	01/11/2024	177902	R	GREGORY, RHONDA	LADY EAGLE BB VS ALAMOGORDO
		FUND/INSTRUCTION/OTH ER CONTRACT SERVICES						
11000	1000 55915	OPERATIONAL	1,598.44	01/11/2024	177902	R	GREGORY, RHONDA	HHT
		FUND/INSTRUCTION/OTH ER CONTRACT SERVICES						
11000	1000 55915	OPERATIONAL	1,598.44	01/11/2024	177902	R	GREGORY, RHONDA	HHT
		FUND/INSTRUCTION/OTH ER CONTRACT SERVICES						
11000	1000 55915	OPERATIONAL	95.91	01/11/2024	177903	R	GREGORY, WILLIAM	TRI-DUAL WRESTLING ARTESIA & RUDIOSO
		FUND/INSTRUCTION/OTH ER CONTRACT SERVICES						
11000	1000 55915	OPERATIONAL	47.95	01/11/2024	177903	R	GREGORY, WILLIAM	LADY EAGLE BB VS ALAMOGORDO
		FUND/INSTRUCTION/OTH ER CONTRACT SERVICES						
11000	1000 55915	OPERATIONAL	737.95	01/11/2024	177903	R	GREGORY, WILLIAM	HHT
		FUND/INSTRUCTION/OTH ER CONTRACT SERVICES						
11000	1000 55915	OPERATIONAL	737.94	01/11/2024	177903	R	GREGORY, WILLIAM	HHT
		FUND/INSTRUCTION/OTH ER CONTRACT SERVICES						

FUND	FUNC	OBJ	ACCOUNT DESCRIPTION	AMOUNT	CHECK DATE	CHECK NUMBER	CHEQUE TYPE	CHEQUE VENDOR	INVOICE DESCRIPTION
			FUND/INSTRUCTION/OTH						
			ER CONTRACT						
			SERVICES						
11000	1000	55915	OPERATIONAL	530.00	01/11/2024	177904	R	GRIFFIN, WILLIE	TRI-DUAL WRESTLING ARTESIA & RUDIOSO
			FUND/INSTRUCTION/OTH						
			ER CONTRACT						
			SERVICES						
11000	1000	56118	OPERATIONAL	83.30	01/11/2024	177905	R	H2O TO GO	WATER: TAYLOR
			FUND/INSTRUCTION/SUP						
			PLIES/MATERIALS						
11000	1000	56118	OPERATIONAL	113.05	01/11/2024	177905	R	H2O TO GO	WATER: TAYLOR
			FUND/INSTRUCTION/SUP						
			PLIES/MATERIALS						
11000	1000	56118	OPERATIONAL	47.60	01/11/2024	177905	R	H2O TO GO	WATER: TAYLOR
			FUND/INSTRUCTION/SUP						
			PLIES/MATERIALS						
11000	1000	56118	OPERATIONAL	243.95	01/11/2024	177906	R	HAL LEONARD CORPORAT	SUPPLIES
			FUND/INSTRUCTION/SUP						
			PLIES/MATERIALS						
11000	1000	56118	OPERATIONAL	102.20	01/11/2024	177907	R	HENRY SCHEIN INC	SUPPLIES
			FUND/INSTRUCTION/SUP						
			PLIES/MATERIALS						
11000	1000	56118	OPERATIONAL	13.30	01/11/2024	177907	R	HENRY SCHEIN INC	SUPPLIES
			FUND/INSTRUCTION/SUP						
			PLIES/MATERIALS						
11000	1000	56118	OPERATIONAL	14.82	01/11/2024	177907	R	HENRY SCHEIN INC	SUPPLIES
			FUND/INSTRUCTION/SUP						
			PLIES/MATERIALS						
11000	1000	56118	OPERATIONAL	889.50	01/11/2024	177907	R	HENRY SCHEIN INC	SUPPLIES
			FUND/INSTRUCTION/SUP						
			PLIES/MATERIALS						
11000	1000	55915	OPERATIONAL	130.00	01/11/2024	177908	R	HILL, JERRY	LADY EAGLE BB VS ALAMOGORDO
			FUND/INSTRUCTION/OTH						
			ER CONTRACT						
			SERVICES						
11000	1000	55915	OPERATIONAL	47.95	01/11/2024	177909	R	HILL, RICKY	LADY EAGLE BB VS ALAMOGORDO
			FUND/INSTRUCTION/OTH						
			ER CONTRACT						
			SERVICES						

ACCOUNT		CHECK		CHECK CHE		INVOICE		
FUND	FUNC OBJ	DESCRIPTION	AMOUNT	DATE	NUMBER	TYP	VENDOR	DESCRIPTION
11000	1000 55915	OPERATIONAL	191.82	01/11/2024	177909	R	HILL, RICKY	HHT
		FUND/INSTRUCTION/OTH						
		ER CONTRACT						
		SERVICES						
11000	1000 55915	OPERATIONAL	191.81	01/11/2024	177909	R	HILL, RICKY	HHT
		FUND/INSTRUCTION/OTH						
		ER CONTRACT						
		SERVICES						
11000	1000 56118	OPERATIONAL	105.00	01/11/2024	177910	R	HMS NUTRITIONAL SERV	SNACKS/DRINKS: NOV 8
		FUND/INSTRUCTION/SUP						
		PLIES/MATERIALS						
11000	1000 55915	OPERATIONAL	415.23	01/11/2024	177911	S	HMS OPERATIONAL	Central Printing September 2023
		FUND/INSTRUCTION/OTH						
		ER CONTRACT						
		SERVICES						
11000	1000 55915	OPERATIONAL	381.23	01/11/2024	177911	S	HMS OPERATIONAL	Central Printing September 2023
		FUND/INSTRUCTION/OTH						
		ER CONTRACT						
		SERVICES						
11000	1000 55915	OPERATIONAL	901.12	01/11/2024	177911	S	HMS OPERATIONAL	Central Printing September 2023
		FUND/INSTRUCTION/OTH						
		ER CONTRACT						
		SERVICES						
11000	1000 55915	OPERATIONAL	238.39	01/11/2024	177911	S	HMS OPERATIONAL	Central Printing September 2023
		FUND/INSTRUCTION/OTH						
		ER CONTRACT						
		SERVICES						
11000	1000 55915	OPERATIONAL	2,013.39	01/11/2024	177911	S	HMS OPERATIONAL	Central Printing September 2023
		FUND/INSTRUCTION/OTH						
		ER CONTRACT						
		SERVICES						
11000	1000 55915	OPERATIONAL	1,090.76	01/11/2024	177911	S	HMS OPERATIONAL	Central Printing September 2023
		FUND/INSTRUCTION/OTH						
		ER CONTRACT						
		SERVICES						
11000	1000 55915	OPERATIONAL	1,735.12	01/11/2024	177911	S	HMS OPERATIONAL	Central Printing September 2023
		FUND/INSTRUCTION/OTH						
		ER CONTRACT						
		SERVICES						

ACCOUNT		CHECK		CHECK CHE		INVOICE		
FUND	FUNC OBJ	DESCRIPTION	AMOUNT	DATE	NUMBER	TYP	VENDOR	DESCRIPTION
11000	1000 55915	OPERATIONAL	238.62	01/11/2024	177911	S	HMS OPERATIONAL	Central Printing September 2023
		FUND/INSTRUCTION/OTH						
		ER CONTRACT						
		SERVICES						
11000	1000 55915	OPERATIONAL	412.22	01/11/2024	177911	S	HMS OPERATIONAL	Central Printing September 2023
		FUND/INSTRUCTION/OTH						
		ER CONTRACT						
		SERVICES						
11000	1000 55915	OPERATIONAL	748.72	01/11/2024	177911	S	HMS OPERATIONAL	Central Printing September 2023
		FUND/INSTRUCTION/OTH						
		ER CONTRACT						
		SERVICES						
11000	1000 55915	OPERATIONAL	918.07	01/11/2024	177911	S	HMS OPERATIONAL	Central Printing September 2023
		FUND/INSTRUCTION/OTH						
		ER CONTRACT						
		SERVICES						
11000	1000 55915	OPERATIONAL	322.10	01/11/2024	177911	S	HMS OPERATIONAL	Central Printing September 2023
		FUND/INSTRUCTION/OTH						
		ER CONTRACT						
		SERVICES						
11000	1000 55915	OPERATIONAL	553.00	01/11/2024	177911	S	HMS OPERATIONAL	Central Printing September 2023
		FUND/INSTRUCTION/OTH						
		ER CONTRACT						
		SERVICES						
11000	1000 55915	OPERATIONAL	385.99	01/11/2024	177911	S	HMS OPERATIONAL	Central Printing September 2023
		FUND/INSTRUCTION/OTH						
		ER CONTRACT						
		SERVICES						
11000	1000 55915	OPERATIONAL	9.33	01/11/2024	177911	S	HMS OPERATIONAL	Central Printing September 2023
		FUND/INSTRUCTION/OTH						
		ER CONTRACT						
		SERVICES						
11000	1000 55915	OPERATIONAL	560.28	01/11/2024	177911	S	HMS OPERATIONAL	Central Printing September 2023
		FUND/INSTRUCTION/OTH						
		ER CONTRACT						
		SERVICES						
11000	1000 55915	OPERATIONAL	23.25	01/11/2024	177911	S	HMS OPERATIONAL	Central Printing September 2023
		FUND/INSTRUCTION/OTH						
		ER CONTRACT						
		SERVICES						

MONTHLY BOARD REPORT - EXPENDITURES (Dates: 01/01/24 - 01/31/24)

FUND	FUNC	OBJ	ACCOUNT DESCRIPTION	AMOUNT	CHECK DATE	CHECK NUMBER	CHE TYP	CHE VENDOR	INVOICE DESCRIPTION
11000	1000	55915	OPERATIONAL SERVICES	43.20	01/11/2024	177911	S	HMS OPERATIONAL	Central Printing September 2023
			FUND/INSTRUCTION/OTH						
			ER CONTRACT SERVICES	181.24	01/11/2024	177911	S	HMS OPERATIONAL	Central Printing September 2023
11000	1000	55915	OPERATIONAL SERVICES	14.30	01/11/2024	177911	S	HMS OPERATIONAL	Central Printing September 2023
			FUND/INSTRUCTION/OTH						
			ER CONTRACT SERVICES	1,437.73	01/11/2024	177911	S	HMS OPERATIONAL	Central Printing September 2023
11000	2100	55915	OPERATIONAL SERVICES	3.52	01/11/2024	177911	S	HMS OPERATIONAL	Central Printing September 2023
			FUND/SUPPORT-STUDENT S/OTHER CONTRACT SERVICES	162.00	01/11/2024	177911	S	HMS OPERATIONAL	Central Printing September 2023
11000	2500	55915	OPERATIONAL SERVICES/OTHER	388.51	01/11/2024	177911	S	HMS OPERATIONAL	Central Printing September 2023
			FUND/CENTRAL CONTRACT SERVICES	2,239.83	01/11/2024	177911	S	HMS OPERATIONAL	Central Printing September 2023
11000	2500	56118	OPERATIONAL SERVICES/SUPPLIES/MATERIALS	370.76	01/11/2024	177911	S	HMS OPERATIONAL	Central Printing September 2023
			FUND/CENTRAL SERVICES/SUPPLIES/MATERIALS	191.81	01/11/2024	177912	R	HODGES, CARROLL	HHT
11000	1000	55915	OPERATIONAL SERVICES						
			FUND/INSTRUCTION/OTH						
			ER CONTRACT SERVICES						

FUND	FUNC	OBJ	ACCOUNT DESCRIPTION	AMOUNT	CHECK DATE	CHECK NUMBER	CHEQUE TYPE	CHEQUE	VENDOR	INVOICE DESCRIPTION
11000	1000	55915	ER CONTRACT SERVICES OPERATIONAL	586.10	01/11/2024	177917	R	LUNSFORD, MARGIE	HHT	
11000	1000	55915	FUND/INSTRUCTION/OTH ER CONTRACT SERVICES OPERATIONAL	47.95	01/11/2024	177918	R	MASON, ROBERT	LADY EAGLE BB VS ALAMOGORDO	
11000	1000	55915	FUND/INSTRUCTION/OTH ER CONTRACT SERVICES OPERATIONAL	119.89	01/11/2024	177918	R	MASON, ROBERT	HHT	
11000	1000	55915	FUND/INSTRUCTION/OTH ER CONTRACT SERVICES OPERATIONAL	119.88	01/11/2024	177918	R	MASON, ROBERT	HHT	
11000	1000	55915	FUND/INSTRUCTION/OTH ER CONTRACT SERVICES OPERATIONAL	75.00	01/11/2024	177919	R	MCGAHA, HERSHEL	LADY EAGLE BB VS ALAMOGORDO	
11000	1000	53711	FUND/INSTRUCTION/OTH ER CONTRACT SERVICES OPERATIONAL	88.00	01/11/2024	177920	R	NMAA	NMAA Rule Books for Winter & Spring Sports	
11000	2500	53330	FUND/INSTRUCTION/OTH ER CHARGES OPERATIONAL	395.00	01/11/2024	177921	R	NMASBO	Fall NMASBO registration - Kerri Gray	
11000	1000	56118	FUND/CENTRAL SERVICES/PROFESSIONAL DEVELOPMENT OPERATIONAL	322.00	01/11/2024	177922	R	OFFICEWISE FURNITURE SUPPLIES		
11000	1000	56118	FUND/INSTRUCTION/SUPPLIES/MATERIALS OPERATIONAL	542.80	01/11/2024	177922	R	OFFICEWISE FURNITURE SUPPLIES		
11000	1000	56118	FUND/INSTRUCTION/SUPPLIES/MATERIALS OPERATIONAL	814.20	01/11/2024	177922	R	OFFICEWISE FURNITURE SUPPLIES		
11000	1000	56118	FUND/INSTRUCTION/SUPPLIES/MATERIALS OPERATIONAL	57.50	01/11/2024	177922	R	OFFICEWISE FURNITURE SUPPLIES		

FUND	FUNC	OBJ	ACCOUNT DESCRIPTION	AMOUNT	CHECK DATE	CHECK NUMBER	CHEQUE TYPE	CHEQUE VENDOR	INVOICE DESCRIPTION
11000	2400	55915	FUND/INSTRUCTION/SUP PLIES/MATERIALS	89.00	01/11/2024	177923	R	OMG PRINTING INC	BUSINESS CARDS
11000	1000	55915	FUND/SUPPORT-SCHOOL ADMIN/OTHER CONTRACT SERVICES	115.00	01/11/2024	177924	R	PARR, STEPHEN	LADY EAGLE BB VS ALAMOGORDO
11000	1000	55915	FUND/INSTRUCTION/OTH ER CONTRACT SERVICES	55.00	01/11/2024	177925	R	PETERSON, DERREK	LADY EAGLE BB VS ALAMOGORDO
11000	1000	55915	FUND/INSTRUCTION/OTH ER CONTRACT SERVICES	100.00	01/11/2024	177926	R	PINA, CATALINA	6TH-7TH GRADE GIRLS BB
11000	1000	56118	FUND/INSTRUCTION/SUP PLIES/MATERIALS	225.00	01/11/2024	177927	R	PITSCO INC	ROBOTICS SUPPLIES: CTECH
11000	1000	56118	FUND/INSTRUCTION/SUP PLIES/MATERIALS	1,465.78	01/11/2024	177928	R	RDF ENTERPRISES, INC	guns with the kits for manufacturing
11000	1000	56118	FUND/INSTRUCTION/SUP PLIES/MATERIALS	214.75	01/11/2024	177929	R	REALLY GOOD STUFF IN	Privacy Shields, Name Plates, and Packing Tape
11000	1000	56118	FUND/INSTRUCTION/SUP PLIES/MATERIALS	574.83	01/11/2024	177929	R	REALLY GOOD STUFF IN	BOARDS
11000	1000	55915	FUND/INSTRUCTION/OTH ER CONTRACT SERVICES	191.82	01/11/2024	177930	R	RODRIGUEZ, AMBER	HHT
11000	1000	55915	FUND/INSTRUCTION/OTH ER CONTRACT SERVICES	191.81	01/11/2024	177930	R	RODRIGUEZ, AMBER	HHT
11000	1000	55915	FUND/INSTRUCTION/OTH ER CONTRACT SERVICES	191.81	01/11/2024	177931	R	RODRIGUEZ, GILBERT	HHT

FUND	FUNC	OBJ	ACCOUNT	DESCRIPTION	AMOUNT	CHECK	DATE	CHECK	CHE	NUMBER	TYP	VENDOR	INVOICE	DESCRIPTION
			FUND/INSTRUCTION/OTH											
			ER CONTRACT											
			SERVICES											
11000	1000	55915	OPERATIONAL		191.82		01/11/2024	177931	R			RODRIGUEZ, GILBERT	HHT	
			FUND/INSTRUCTION/OTH											
			ER CONTRACT											
			SERVICES											
11000	2300	56115	OPERATIONAL		179.56		01/11/2024	177932	R			ROMINE, KERRY	EXPENSES FOR NOV 29-DEC 2, 2023 NMSBA	
			FUND/SUPPORT-GENERAL											
			ADMIN/BOARD											
			EXPENSES											
11000	1000	55915	OPERATIONAL		58.61		01/11/2024	177933	R			ROSALEZ, MARIA	LADY EAGLE BB VS ALAMOGORDO	
			FUND/INSTRUCTION/OTH											
			ER CONTRACT											
			SERVICES											
11000	1000	55915	OPERATIONAL		351.65		01/11/2024	177933	R			ROSALEZ, MARIA	HHT	
			FUND/INSTRUCTION/OTH											
			ER CONTRACT											
			SERVICES											
11000	1000	55915	OPERATIONAL		351.66		01/11/2024	177933	R			ROSALEZ, MARIA	HHT	
			FUND/INSTRUCTION/OTH											
			ER CONTRACT											
			SERVICES											
11000	1000	56112	OPERATIONAL		2,874.10		01/11/2024	177934	R			SAVVAS LEARNING COMP	CTECH NCCER ELECTRICAL, PLUMBING, HVAC	
			FUND/INSTRUCTION/OTH											
			ER TEXTBOOKS											
11000	1000	56112	OPERATIONAL		-2,874.10		01/11/2024	177934	R			SAVVAS LEARNING COMP	CREDIT: OVERCHARGE ON INV #7028628817	
			FUND/INSTRUCTION/OTH											
			ER TEXTBOOKS											
11000	1000	56112	OPERATIONAL		2,600.35		01/11/2024	177934	R			SAVVAS LEARNING COMP	CTECH NCCER ELECTRICAL, PLUMBING, HVAC	
			FUND/INSTRUCTION/OTH											
			ER TEXTBOOKS											
11000	1000	56118	OPERATIONAL		113.39		01/11/2024	177935	R			SCHOOL SPECIALTY LLC	VISUAL ARTS STUDENT SUPPLIES: W ROGERS	
			FUND/INSTRUCTION/SUP											
			PLIES/MATERIALS											
11000	1000	56118	OPERATIONAL		141.89		01/11/2024	177935	R			SCHOOL SPECIALTY LLC	School Specialty/Supplies for ELA	
			FUND/INSTRUCTION/SUP											
			PLIES/MATERIALS											
11000	1000	56118	OPERATIONAL		101.20		01/11/2024	177935	R			SCHOOL SPECIALTY LLC	VISUAL ARTS STUDENT SUPPLIES:	

FUND	FUNC	OBJ	ACCOUNT DESCRIPTION	AMOUNT	CHECK DATE	CHECK NUMBER	CHEQ TYP	CHEQ VENDOR	INVOICE DESCRIPTION
11000	1000	56118	FUND/INSTRUCTION/SUP PLIES/MATERIALS	79.84	01/11/2024	177935	R	SCHOOL SPECIALTY LLC ELA SUPPLIES: HOUSTON MILLS	
11000	2200	55813	FUND/INSTRUCTION/SUP PLIES/MATERIALS	650.00	01/11/2024	177936	R	SKYWARD ACCOUNTING D Registration for A. Toglia to attend Skyward iCON Convention	
11000	2300	53330	FUND/SUPPORT-GENERAL ADMIN/PROFESSIONAL DEVELOPMENT	7,450.00	01/11/2024	177937	R	SOLUTION TREE INC Professional Development	
11000	2100	56118	FUND/SUPPORT-STUDENT S/SUPPLIES/MATERIALS	56.24	01/11/2024	177938	R	STAPLES Counselor-Mrs. Bowman	
11000	2100	53217	FUND/SUPPORT-STUDENT S/INTERPRETERS	2,520.42	01/11/2024	177939	R	THE STEPPING STONES SLI SERVICES	
11000	2100	53217	FUND/SUPPORT-STUDENT S/INTERPRETERS	6,301.04	01/11/2024	177939	R	THE STEPPING STONES SLI SERVICES	
11000	1000	56118	FUND/INSTRUCTION/SUP PLIES/MATERIALS	142.83	01/11/2024	177940	R	ULINE INC SUPPLIES	
11000	2400	56118	FUND/SUPPORT-SCHOOL ADMIN/SUPPLIES/MATERIALS	314.80	01/11/2024	177940	R	ULINE INC SUPPLIES	
11000	2600	54416	FUND/OPERATION/MAINT ENANCE/COMMUNICATION SERVICES	240.06	01/11/2024	177941	R	VERIZON WIRELESS Verizon data service and hotspots Acct #842210308-00001	
11000	2500	55915	FUND/CENTRAL SERVICES/OTHER	1,126.07	01/11/2024	177942	R	VITAL RECORDS HOLDIN SHREDDING COST	
11000	2600	54415	FUND/OPERATION/MAINT CONTRACT SERVICES	3,550.10	01/11/2024	177943	R	WASTE MANAGEMENT OF Recycling services	

FUND	FUNC	OBJ	ACCOUNT DESCRIPTION	AMOUNT	CHECK DATE	CHECK NUMBER	CHEQUE TYPE	CHEQUE VENDOR	INVOICE DESCRIPTION
11000	2600	54415	ENANCE/WATER/SEWAGE OPERATIONAL	47,900.06	01/11/2024	177943	R	WASTE MANAGEMENT OF	Waste removal services
11000	2600	54415	FUND/OPERATION/MAINT ENANCE/WATER/SEWAGE OPERATIONAL	3,784.85	01/11/2024	177943	R	WASTE MANAGEMENT OF	Waste removal services: NEW S HEIGHTS LOCATION
11000	1000	52311	FUND/OPERATION/MAINT ENANCE/WATER/SEWAGE OPERATIONAL	14,468.68	01/11/2024	177944	S	WELLS FARGO / INS	Additional funding for January 2024 billing (December deductions/benefits)
11000	1000	53330	FUND/INSTRUCTION/PRO FESSIONAL DEVELOPMENT OPERATIONAL	119.70	01/11/2024	177945	R	WEX BANK	FUEL EXPENSE ACCT #0496.00.785593.5
11000	1000	55813	FUND/INSTRUCTION/EMP TRAVEL-NON-TEACHERS OPERATIONAL	338.05	01/11/2024	177945	R	WEX BANK	FUEL EXPENSE ACCT #0496.00.785593.5
11000	2300	55813	FUND/SUPPORT-GENERAL ADMIN/EMP. TRAVEL-NON-TEACHERS OPERATIONAL	92.03	01/11/2024	177945	R	WEX BANK	FUEL EXPENSE ACCT #0496.00.785593.5
11000	2300	55813	FUND/SUPPORT-GENERAL ADMIN/EMP. TRAVEL-NON-TEACHERS OPERATIONAL	36.00	01/11/2024	177945	R	WEX BANK	FUEL EXPENSE ACCT #0496.00.785593.5
11000	2300	55813	FUND/SUPPORT-GENERAL ADMIN/EMP. TRAVEL-NON-TEACHERS OPERATIONAL	48.16	01/11/2024	177945	R	WEX BANK	FUEL EXPENSE ACCT #0496.00.785593.5
11000	2600	55813	FUND/OPERATION/MAINT ENANCE/EMP. TRAVEL-NON-TEACHERS OPERATIONAL	60.34	01/11/2024	177945	R	WEX BANK	FUEL EXPENSE ACCT #0496.00.785593.5
11000	2400	55813	FUND/SUPPORT-SCHOOL ADMIN/EMP. TRAVEL-NON-TEACHERS OPERATIONAL	114.85	01/11/2024	177945	R	WEX BANK	FUEL EXPENSE ACCT #0496.00.785593.5

ACCOUNT		CHECK		CHECK CHE		INVOICE		
FUND	FUNC OBJ	DESCRIPTION	AMOUNT	DATE	NUMBER	TYP	VENDOR	DESCRIPTION
11000	2200 56114	OPERATIONAL	1,199.00	01/11/2024	177946	R	WORLD BOOK INC	Encyclopedias for Edison Library.
		FUND/SUPPORT-INSTRUC TION/LIBRARY/AUDIO VISUAL						
11000	1000 55915	OPERATIONAL	55.00	01/11/2024	177947	R	WRIGHT, KENNY	LADY EAGLE BB VS ALAMOGORDO
		FUND/INSTRUCTION/OTHR ER CONTRACT SERVICES						
11000	2600 54411	OPERATIONAL	0.00	01/11/2024	177948	R	XCEL ENERGY	Electric services
		FUND/OPERATION/MAINT ENANCE/ELECTRICITY						
11000	2600 54411	OPERATIONAL	722.55	01/11/2024	177948	R	XCEL ENERGY	Electric services
		FUND/OPERATION/MAINT ENANCE/ELECTRICITY						
11000	2600 54411	OPERATIONAL	1,797.53	01/11/2024	177948	R	XCEL ENERGY	Electric services
		FUND/OPERATION/MAINT ENANCE/ELECTRICITY						
11000	2600 54411	OPERATIONAL	1,638.93	01/11/2024	177948	R	XCEL ENERGY	Electric services
		FUND/OPERATION/MAINT ENANCE/ELECTRICITY						
11000	2600 54411	OPERATIONAL	3,071.98	01/11/2024	177948	R	XCEL ENERGY	Electric services
		FUND/OPERATION/MAINT ENANCE/ELECTRICITY						
11000	2600 54411	OPERATIONAL	28.36	01/11/2024	177948	R	XCEL ENERGY	Electric services
		FUND/OPERATION/MAINT ENANCE/ELECTRICITY						
11000	2600 54411	OPERATIONAL	6,394.10	01/11/2024	177948	R	XCEL ENERGY	Electric services
		FUND/OPERATION/MAINT ENANCE/ELECTRICITY						
11000	2600 54411	OPERATIONAL	5,969.35	01/11/2024	177948	R	XCEL ENERGY	Electric services
		FUND/OPERATION/MAINT ENANCE/ELECTRICITY						
11000	2600 54411	OPERATIONAL	10,307.17	01/11/2024	177948	R	XCEL ENERGY	Electric services
		FUND/OPERATION/MAINT ENANCE/ELECTRICITY						
11000	2600 54411	OPERATIONAL	3,666.13	01/11/2024	177948	R	XCEL ENERGY	Electric services
		FUND/OPERATION/MAINT ENANCE/ELECTRICITY						
11000	2600 54411	OPERATIONAL	1,073.38	01/11/2024	177948	R	XCEL ENERGY	Electric services
		FUND/OPERATION/MAINT ENANCE/ELECTRICITY						

FUND	FUNC	OBJ	ACCOUNT DESCRIPTION	AMOUNT	CHECK DATE	CHECK NUMBER	CHE TYP	CHE VENDOR	INVOICE DESCRIPTION
			FUND/OPERATION/MAINT						
			ENANCE/ELECTRICITY						
11000	2600	54411	OPERATIONAL	1,779.67	01/11/2024	177948	R	XCEL ENERGY	Electric services
			FUND/OPERATION/MAINT						
			ENANCE/ELECTRICITY						
11000	2600	54411	OPERATIONAL	1,733.87	01/11/2024	177948	R	XCEL ENERGY	Electric services
			FUND/OPERATION/MAINT						
			ENANCE/ELECTRICITY						
11000	2600	54411	OPERATIONAL	0.00	01/11/2024	177948	R	XCEL ENERGY	Electric services
			FUND/OPERATION/MAINT						
			ENANCE/ELECTRICITY						
11000	2600	54411	OPERATIONAL	3,390.43	01/11/2024	177948	R	XCEL ENERGY	Electric services
			FUND/OPERATION/MAINT						
			ENANCE/ELECTRICITY						
11000	2600	54411	OPERATIONAL	1,297.40	01/11/2024	177948	R	XCEL ENERGY	Electric services
			FUND/OPERATION/MAINT						
			ENANCE/ELECTRICITY						
11000	2600	54411	OPERATIONAL	0.00	01/11/2024	177948	R	XCEL ENERGY	Electric services
			FUND/OPERATION/MAINT						
			ENANCE/ELECTRICITY						
11000	2600	54411	OPERATIONAL	2,257.12	01/11/2024	177948	R	XCEL ENERGY	Electric services
			FUND/OPERATION/MAINT						
			ENANCE/ELECTRICITY						
11000	2600	54411	OPERATIONAL	694.57	01/11/2024	177948	R	XCEL ENERGY	Electric services
			FUND/OPERATION/MAINT						
			ENANCE/ELECTRICITY						
11000	2600	54411	OPERATIONAL	58.67	01/11/2024	177948	R	XCEL ENERGY	Electric services
			FUND/OPERATION/MAINT						
			ENANCE/ELECTRICITY						
11000	2600	54411	OPERATIONAL	219.47	01/11/2024	177948	R	XCEL ENERGY	Electric services
			FUND/OPERATION/MAINT						
			ENANCE/ELECTRICITY						
11000	2600	54411	OPERATIONAL	2,702.01	01/11/2024	177948	R	XCEL ENERGY	Electric services
			FUND/OPERATION/MAINT						
			ENANCE/ELECTRICITY						
11000	2600	54411	OPERATIONAL	2,883.69	01/11/2024	177948	R	XCEL ENERGY	Electric services
			FUND/OPERATION/MAINT						
			ENANCE/ELECTRICITY						
11000	2600	54411	OPERATIONAL	1,978.04	01/11/2024	177948	R	XCEL ENERGY	Electric services

FUND	FUNC	OBJ	ACCOUNT DESCRIPTION	AMOUNT	CHECK DATE	CHECK NUMBER	CHE TYP	CHE VENDOR	INVOICE DESCRIPTION
			FUND/OPERATION/MAINT						
			ENANCE/ELECTRICITY						
11000	2600	54411	OPERATIONAL	0.00	01/11/2024	177948	R	XCEL ENERGY	Electric services
			FUND/OPERATION/MAINT						
			ENANCE/ELECTRICITY						
11000	2600	54412	OPERATIONAL	217.73	01/11/2024	177949	R	ZIA NATURAL GAS CO	Natural gas utility services
			FUND/OPERATION/MAINT						
			ENANCE/NATURAL						
			GAS/BUILDINGS						
11000	2600	54412	OPERATIONAL	762.48	01/11/2024	177949	R	ZIA NATURAL GAS CO	Natural gas utility services
			FUND/OPERATION/MAINT						
			ENANCE/NATURAL						
			GAS/BUILDINGS						
11000	2600	54412	OPERATIONAL	717.55	01/11/2024	177949	R	ZIA NATURAL GAS CO	Natural gas utility services
			FUND/OPERATION/MAINT						
			ENANCE/NATURAL						
			GAS/BUILDINGS						
11000	2600	54412	OPERATIONAL	1,227.95	01/11/2024	177949	R	ZIA NATURAL GAS CO	Natural gas utility services
			FUND/OPERATION/MAINT						
			ENANCE/NATURAL						
			GAS/BUILDINGS						
11000	2600	54412	OPERATIONAL	674.31	01/11/2024	177949	R	ZIA NATURAL GAS CO	Natural gas utility services
			FUND/OPERATION/MAINT						
			ENANCE/NATURAL						
			GAS/BUILDINGS						
11000	2600	54412	OPERATIONAL	3,116.70	01/11/2024	177949	R	ZIA NATURAL GAS CO	Natural gas utility services
			FUND/OPERATION/MAINT						
			ENANCE/NATURAL						
			GAS/BUILDINGS						
11000	2600	54412	OPERATIONAL	1,163.55	01/11/2024	177949	R	ZIA NATURAL GAS CO	Natural gas utility services
			FUND/OPERATION/MAINT						
			ENANCE/NATURAL						
			GAS/BUILDINGS						
11000	2600	54412	OPERATIONAL	8,633.47	01/11/2024	177949	R	ZIA NATURAL GAS CO	Natural gas utility services
			FUND/OPERATION/MAINT						
			ENANCE/NATURAL						
			GAS/BUILDINGS						
11000	2600	54412	OPERATIONAL	1,069.35	01/11/2024	177949	R	ZIA NATURAL GAS CO	Natural gas utility services
			FUND/OPERATION/MAINT						

FUND	FUNC	OBJ	ACCOUNT DESCRIPTION	AMOUNT	CHECK DATE	CHECK NUMBER	CHEQUE TYPE	CHEQUE VENDOR	INVOICE DESCRIPTION
11000	2600	54412	ENANCE/NATURAL GAS/BUILDINGS OPERATIONAL	610.87	01/11/2024	177949	R	ZIA NATURAL GAS CO	Natural gas utility services
11000	2600	54412	FUND/OPERATION/MAINT ENANCE/NATURAL GAS/BUILDINGS OPERATIONAL	672.38	01/11/2024	177949	R	ZIA NATURAL GAS CO	Natural gas utility services
11000	2600	54412	FUND/OPERATION/MAINT ENANCE/NATURAL GAS/BUILDINGS OPERATIONAL	403.25	01/11/2024	177949	R	ZIA NATURAL GAS CO	Natural gas utility services
11000	2600	54412	FUND/OPERATION/MAINT ENANCE/NATURAL GAS/BUILDINGS OPERATIONAL	882.90	01/11/2024	177949	R	ZIA NATURAL GAS CO	Natural gas utility services
11000	2600	54412	FUND/OPERATION/MAINT ENANCE/NATURAL GAS/BUILDINGS OPERATIONAL	59.13	01/11/2024	177949	R	ZIA NATURAL GAS CO	Natural gas utility services
11000	2600	54412	FUND/OPERATION/MAINT ENANCE/NATURAL GAS/BUILDINGS OPERATIONAL	904.99	01/11/2024	177949	R	ZIA NATURAL GAS CO	Natural gas utility services
11000	2600	54412	FUND/OPERATION/MAINT ENANCE/NATURAL GAS/BUILDINGS OPERATIONAL	685.84	01/11/2024	177949	R	ZIA NATURAL GAS CO	Natural gas utility services
11000	2600	54412	FUND/OPERATION/MAINT ENANCE/NATURAL GAS/BUILDINGS OPERATIONAL	1,607.63	01/11/2024	177949	R	ZIA NATURAL GAS CO	Natural gas utility services
11000	2600	54412	FUND/OPERATION/MAINT ENANCE/NATURAL GAS/BUILDINGS OPERATIONAL	1,181.81	01/11/2024	177949	R	ZIA NATURAL GAS CO	Natural gas utility services
11000	2600	54412	FUND/OPERATION/MAINT ENANCE/NATURAL GAS/BUILDINGS OPERATIONAL	26.95	01/11/2024	177949	R	ZIA NATURAL GAS CO	Natural gas utility services

FUND	FUNC	OBJ	ACCOUNT DESCRIPTION	AMOUNT	CHECK DATE	CHECK NUMBER	CHEQUE TYPE	CHEQUE VENDOR	INVOICE DESCRIPTION
11000	2600	54412	FUND/OPERATION/MAINT ENANCE/NATURAL GAS/BUILDINGS	268.30	01/11/2024	177949	R	ZIA NATURAL GAS CO	Natural gas utility services
11000	2600	54412	FUND/OPERATION/MAINT ENANCE/NATURAL GAS/BUILDINGS	597.05	01/11/2024	177949	R	ZIA NATURAL GAS CO	Natural gas utility services
11000	2600	54412	FUND/OPERATION/MAINT ENANCE/NATURAL GAS/BUILDINGS	184.10	01/11/2024	177949	R	ZIA NATURAL GAS CO	Natural gas utility services
11000	2600	54412	FUND/OPERATION/MAINT ENANCE/NATURAL GAS/BUILDINGS	1,769.11	01/11/2024	177949	R	ZIA NATURAL GAS CO	Natural gas utility services
11000	2600	54412	FUND/OPERATION/MAINT ENANCE/NATURAL GAS/BUILDINGS	673.49	01/11/2024	177949	R	ZIA NATURAL GAS CO	Natural gas utility services
11000	2600	54412	FUND/OPERATION/MAINT ENANCE/NATURAL GAS/BUILDINGS	1,079.52	01/11/2024	177949	R	ZIA NATURAL GAS CO	Natural gas utility services
11000	1000	56118	FUND/INSTRUCTION/SUP PLIES/MATERIALS	480.00	01/18/2024	177950	R	4K RESTAURANT GROUP	Catering Exp - Hobbs Schools Swim Team
11000	1000	56118	FUND/INSTRUCTION/SUP PLIES/MATERIALS	79.75	01/18/2024	177951	R	AGPARTS EDUCATION	English Dept-Mrs. Crombie
11000	2300	53330	FUND/SUPPORT-GENERAL ADMIN/PROFESSIONAL DEVELOPMENT	1,376.12	01/18/2024	177952	R	BANK OF AMERICA - P	Hotel Reservations for 2023 NMSBA Annual Convention
11000	2200	55813	FUND/SUPPORT-INSTRUC	296.79	01/18/2024	177952	R	BANK OF AMERICA - P	Lodging for A. Toglia-Skyward iCON Convention

FUND	FUNC	OBJ	ACCOUNT DESCRIPTION	AMOUNT	CHECK DATE	CHECK NUMBER	CHEQUE TYPE	VENDOR	INVOICE DESCRIPTION
			TION/EMP.						
			TRAVEL-NON-TEACHERS						
11000	1000	55817	OPERATIONAL	1,079.73	01/18/2024	177952	R	BANK OF AMERICA - P	GBB Travel/Meals
			FUND/INSTRUCTION/STU						
			DENT TRAVEL						
11000	1000	55817	OPERATIONAL	2,163.74	01/18/2024	177952	R	BANK OF AMERICA - P	GBB Travel/Meals
			FUND/INSTRUCTION/STU						
			DENT TRAVEL						
11000	1000	55817	OPERATIONAL	267.58	01/18/2024	177952	R	BANK OF AMERICA - P	Cheer Meals for Fall
			FUND/INSTRUCTION/STU						
			DENT TRAVEL						
11000	2300	53412	OPERATIONAL	52.08	01/18/2024	177952	R	BANK OF AMERICA - P	Bond Advertising
			FUND/SUPPORT-GENERAL						
			ADMIN/BOND/BOARD						
			ELECTIONS						
11000	1000	55817	OPERATIONAL	553.93	01/18/2024	177952	R	BANK OF AMERICA - P	BBB Meals
			FUND/INSTRUCTION/STU						
			DENT TRAVEL						
11000	1000	55817	OPERATIONAL	1,279.78	01/18/2024	177952	R	BANK OF AMERICA - P	BBB Meals
			FUND/INSTRUCTION/STU						
			DENT TRAVEL						
11000	1000	55817	OPERATIONAL	1,548.25	01/18/2024	177952	R	BANK OF AMERICA - P	BBB Meals
			FUND/INSTRUCTION/STU						
			DENT TRAVEL						
11000	1000	55817	OPERATIONAL	2,178.10	01/18/2024	177952	R	BANK OF AMERICA - P	BBB Meals
			FUND/INSTRUCTION/STU						
			DENT TRAVEL						
11000	1000	55817	OPERATIONAL	1,111.08	01/18/2024	177952	R	BANK OF AMERICA - P	Swim Meals
			FUND/INSTRUCTION/STU						
			DENT TRAVEL						
11000	1000	55817	OPERATIONAL	837.90	01/18/2024	177952	R	BANK OF AMERICA - P	Swim Meals
			FUND/INSTRUCTION/STU						
			DENT TRAVEL						
11000	2500	53711	OPERATIONAL	3,187.00	01/18/2024	177952	R	BANK OF AMERICA - P	Background Checks
			FUND/CENTRAL						
			SERVICES/OTHER						
			CHARGES						
11000	1000	55817	OPERATIONAL	2,748.03	01/18/2024	177952	R	BANK OF AMERICA - P	BBB Lodging 23/24
			FUND/INSTRUCTION/STU						

FUND	FUNC	OBJ	ACCOUNT DESCRIPTION	AMOUNT	CHECK DATE	CHECK NUMBER	CHEQUE TYPE	CHEQUE VENDOR	INVOICE DESCRIPTION
11000	1000	55817	DENT TRAVEL OPERATIONAL	1,202.50	01/18/2024	177952	R	BANK OF AMERICA - P	BBB Lodging 23/24
11000	2200	56114	FUND/INSTRUCTION/STU DENT TRAVEL OPERATIONAL	1,176.90	01/18/2024	177953	R	BELLWETHER MEDIA	BOOKS
11000	2200	56114	FUND/SUPPORT-INSTRUC TION/LIBRARY/AUDIO VISUAL	35.90	01/18/2024	177953	R	BELLWETHER MEDIA	BOOKS
11000	1000	53330	FUND/INSTRUCTION/PRO FESSONAL DEVELOPMENT OPERATIONAL	100.00	01/18/2024	177954	R	BENAVIDEZ, DESTINY	BENAVIDEZ, DESTINY: ALT LICENSURE/TUITION REIMB
11000	1000	56118	FUND/INSTRUCTION/SUP PLIES/MATERIALS	749.65	01/18/2024	177955	R	BLICK ART MATERIALS	SUPPLIES
11000	1000	56118	FUND/INSTRUCTION/SUP PLIES/MATERIALS	263.40	01/18/2024	177955	R	BLICK ART MATERIALS	SUPPLIES
11000	1000	56118	FUND/INSTRUCTION/SUP PLIES/MATERIALS	721.46	01/18/2024	177955	R	BLICK ART MATERIALS	SUPPLIES
11000	1000	56118	FUND/INSTRUCTION/SUP PLIES/MATERIALS	11.63	01/18/2024	177955	R	BLICK ART MATERIALS	SUPPLIES
11000	1000	56118	FUND/INSTRUCTION/SUP PLIES/MATERIALS	288.02	01/18/2024	177955	R	BLICK ART MATERIALS	SUPPLIES
11000	1000	56118	FUND/INSTRUCTION/SUP PLIES/MATERIALS	255.84	01/18/2024	177955	R	BLICK ART MATERIALS	SUPPLIES
11000	1000	56118	FUND/INSTRUCTION/SUP PLIES/MATERIALS	4,440.61	01/18/2024	177955	R	BLICK ART MATERIALS	SUPPLIES
11000	1000	56118	FUND/INSTRUCTION/SUP PLIES/MATERIALS	231.50	01/18/2024	177955	R	BLICK ART MATERIALS	SUPPLIES

FUND	FUNC	OBJ	ACCOUNT DESCRIPTION	AMOUNT	CHECK DATE	CHECK NUMBER	CHEQ TYP	CHEQ VENDOR	INVOICE DESCRIPTION
11000	1000	56118	PLIES/MATERIALS OPERATIONAL	869.99	01/18/2024	177955	R	BLICK ART MATERIALS	SUPPLIES
11000	2100	55813	FUND/INSTRUCTION/SUP PLIES/MATERIALS OPERATIONAL	5.06	01/18/2024	177956	R	CAMPOS, DELORES	Nov- Dec Mileage
11000	2600	56118	FUND/SUPPORT-STUDENT S/EMP. TRAVEL-NON-TEACHERS OPERATIONAL	116.13	01/18/2024	177957	R	CAPITAL ONE	HEIZER SUPPLIES
11000	1000	56118	FUND/OPERATION/MAINT ENANCE/SUPPLIES/MATE RIALS OPERATIONAL	183.41	01/18/2024	177957	R	CAPITAL ONE	TEACHER SUPPLIES: STONE
11000	1000	56118	FUND/INSTRUCTION/SUP PLIES/MATERIALS OPERATIONAL	560.12	01/18/2024	177957	R	CAPITAL ONE	SCHOOL SUPPLIES: TAYLOR
11000	2400	56118	FUND/INSTRUCTION/SUP PLIES/MATERIALS OPERATIONAL	193.89	01/18/2024	177957	R	CAPITAL ONE	OFC SUPPLIES: TAYLOR
11000	2200	56114	FUND/SUPPORT-SCHOOL ADMIN/SUPPLIES/MATER IALS OPERATIONAL	23.49	01/18/2024	177958	R	CAPSTONE	Library books
11000	2500	55813	FUND/SUPPORT-INSTRUC TION/LIBRARY/AUDIO VISUAL OPERATIONAL	57.59	01/18/2024	177959	R	CAVANAUGH, GENEVIEVE	Nov- Dec Mileage
11000	1000	56118	FUND/CENTRAL SERVICES/EMP. TRAVEL-NON-TEACHERS OPERATIONAL	246.00	01/18/2024	177960	R	CDW GOVERNMENT INC	SUPPLIES
11000	2100	55813	FUND/INSTRUCTION/SUP PLIES/MATERIALS OPERATIONAL	33.49	01/18/2024	177961	R	CHAVEZ, YVONNE	Dec Mileage
11000	2600	54415	FUND/SUPPORT-STUDENT S/EMP. TRAVEL-NON-TEACHERS OPERATIONAL FUND/OPERATION/MAINT	0.00	01/18/2024	177962	R	CITY OF HOBBS	UTILIT Water/sewer services

FUND	FUNC	OBJ	ACCOUNT DESCRIPTION	AMOUNT	CHECK DATE	CHECK NUMBER	CHEQUE TYPE	CHEQUE VENDOR	INVOICE DESCRIPTION
			S/EMP.						
11000	2300	53413	TRAVEL-NON-TEACHERS OPERATIONAL	721.20	01/18/2024	177965	R	CUDDY & MCCARTHY LLP	Legal Services
11000	2100	55813	FUND/SUPPORT-GENERAL ADMIN/LEGAL OPERATIONAL	31.37	01/18/2024	177966	R	CUPPLES,	JACQUELINE Aug-Dec Mileage
11000	1000	55819	FUND/INSTRUCTION/EMPLOYEE	23.05	01/18/2024	177967	R	FISHER, BRANDI	Dec Mileage
11000	2200	56114	FUND/SUPPORT-INSTRUCTION/LIBRARY/AUDIO VISUAL	644.60	01/18/2024	177968	R	FOLLETT SCHOOL	SOLUT BOOKS
11000	1000	56118	FUND/INSTRUCTION/SUPPLIES/MATERIALS	340.00	01/18/2024	177969	R	GAME ONE	BOYS SOCCER
11000	1000	56118	FUND/INSTRUCTION/SUPPLIES/MATERIALS	280.00	01/18/2024	177969	R	GAME ONE	BOYS SOCCER
11000	1000	56118	FUND/INSTRUCTION/SUPPLIES/MATERIALS	170.00	01/18/2024	177969	R	GAME ONE	GIRLS BB SUPPLIES
11000	1000	56118	FUND/INSTRUCTION/SUPPLIES/MATERIALS	1,280.00	01/18/2024	177969	R	GAME ONE	GIRLS BASKETBALL SUPPLIES
11000	1000	56118	FUND/INSTRUCTION/SUPPLIES/MATERIALS	1,800.00	01/18/2024	177969	R	GAME ONE	BASEBALLS
11000	1000	56118	FUND/INSTRUCTION/SUPPLIES/MATERIALS	526.00	01/18/2024	177969	R	GAME ONE	SOFTBALL SUPPLIES
11000	2600	56118	FUND/OPERATION/MAINTENANCE/SUPPLIES/MATERIALS	41.65	01/18/2024	177970	R	H2O TO GO	Materials/Supplies

FUND	FUNC	OBJ	ACCOUNT DESCRIPTION	AMOUNT	CHECK DATE	CHECK NUMBER	CHEQ TYP	CHEQ VENDOR	INVOICE DESCRIPTION
11000	2600	56118	OPERATIONAL	41.65	01/18/2024	177970	R	H20 TO GO	Materials/Supplies
			FUND/OPERATION/MAINT						
			ENANCE/SUPPLIES/MATE						
			RIALS						
11000	2600	56118	OPERATIONAL	29.75	01/18/2024	177970	R	H20 TO GO	Materials/Supplies
			FUND/OPERATION/MAINT						
			ENANCE/SUPPLIES/MATE						
			RIALS						
11000	2600	56118	OPERATIONAL	35.70	01/18/2024	177970	R	H20 TO GO	Materials/Supplies
			FUND/OPERATION/MAINT						
			ENANCE/SUPPLIES/MATE						
			RIALS						
11000	2600	56118	OPERATIONAL	23.80	01/18/2024	177970	R	H20 TO GO	Materials/Supplies
			FUND/OPERATION/MAINT						
			ENANCE/SUPPLIES/MATE						
			RIALS						
11000	2600	56118	OPERATIONAL	23.80	01/18/2024	177970	R	H20 TO GO	Materials/Supplies
			FUND/OPERATION/MAINT						
			ENANCE/SUPPLIES/MATE						
			RIALS						
11000	2600	56118	OPERATIONAL	23.80	01/18/2024	177970	R	H20 TO GO	Materials/Supplies
			FUND/OPERATION/MAINT						
			ENANCE/SUPPLIES/MATE						
			RIALS						
11000	1000	56118	OPERATIONAL	51.62	01/18/2024	177971	R	HENRY SCHEIN INC	SUPPLIES
			FUND/INSTRUCTION/SUP						
			PLIES/MATERIALS						
11000	1000	56118	OPERATIONAL	252.40	01/18/2024	177971	R	HENRY SCHEIN INC	SUPPLIES
			FUND/INSTRUCTION/SUP						
			PLIES/MATERIALS						
11000	1000	56118	OPERATIONAL	225.81	01/18/2024	177971	R	HENRY SCHEIN INC	SUPPLIES
			FUND/INSTRUCTION/SUP						
			PLIES/MATERIALS						
11000	1000	56118	OPERATIONAL	22.26	01/18/2024	177971	R	HENRY SCHEIN INC	SUPPLIES
			FUND/INSTRUCTION/SUP						
			PLIES/MATERIALS						
11000	2300	53413	OPERATIONAL	1,722.00	01/18/2024	177972	R	HIMES, PETRARCA & FE	Legal Services
			FUND/SUPPORT-GENERAL						
			ADMIN/LEGAL						

FUND	FUNC	OBJ	ACCOUNT DESCRIPTION	AMOUNT	CHECK DATE	CHECK NUMBER	CHEQ TYP	CHEQ VENDOR	INVOICE DESCRIPTION
11000	2300	55915	FUND/SUPPORT-GENERAL OPERATIONAL	600.00	01/18/2024	177973	R	HMS NUTRITIONAL SERV	Catering for Leadership, FY 2023-2024
			FUND/SUPPORT-GENERAL ADMIN/OTHER						
			CONTRACT SERVICES						
11000	2600	56118	OPERATIONAL	219.75	01/18/2024	177973	R	HMS NUTRITIONAL SERV	CENTRAL OFC SUPPLIES
			FUND/OPERATION/MAINT						
			ENANCE/SUPPLIES/MATERIALS						
11000	2500	56118	OPERATIONAL	500.00	01/18/2024	177973	R	HMS NUTRITIONAL SERV	NEW TEACHER ORIENTATION
			FUND/CENTRAL						CATERING EXPENSE: NEA
			SERVICES/SUPPLIES/MATERIALS						PORTION NOT FULFILLED AS FIRST PROMISED
11000	2500	55400	OPERATIONAL	596.75	01/18/2024	177974	R	HOBBS NEWS-SUN	ADVERTISING EXP ACCT #A0104089
			FUND/CENTRAL						
			SERVICES/ADVERTISING						
11000	2500	55400	OPERATIONAL	893.53	01/18/2024	177974	R	HOBBS NEWS-SUN	ADVERTISING EXP ACCT A0104089
			FUND/CENTRAL						
			SERVICES/ADVERTISING						
11000	2500	55400	OPERATIONAL	82.32	01/18/2024	177975	S	HOBBS NEWS-SUN	ADVERTISING EXPENSE ACCT #01100163
			FUND/CENTRAL						
			SERVICES/ADVERTISING						
11000	2500	55915	OPERATIONAL	532.81	01/18/2024	177976	R	HOBBS ORTHOPAEDIC & School Year	HOST Assessment for 2023/2024
			FUND/CENTRAL						
			SERVICES/OTHER						
			CONTRACT SERVICES						
11000	1000	56118	OPERATIONAL	640.00	01/18/2024	177977	R	INSPIRE ATTIRE	HOUSTON CHOIR T-SHIRTS
			FUND/INSTRUCTION/SUPPLIES/MATERIALS						
11000	2100	55813	OPERATIONAL	39.65	01/18/2024	177978	R	JAMES, TAMARA	Nov-Dec Mileage
			FUND/SUPPORT-STUDENT S/EMP.						
			TRAVEL-NON-TEACHERS						
11000	2100	55813	OPERATIONAL	125.35	01/18/2024	177979	R	LEE, ROBERT	Dec Mileage
			FUND/SUPPORT-STUDENT S/EMP.						
			TRAVEL-NON-TEACHERS						
11000	1000	53711	OPERATIONAL	167.35	01/18/2024	177980	R	M'BROIDERY & DESIGN	EMBROIDERY SERVICES
			FUND/INSTRUCTION/OTHER CHARGES						

MONTHLY BOARD REPORT - EXPENDITURES (Dates: 01/01/24 - 01/31/24)

FUND	FUNC	OBJ	ACCOUNT DESCRIPTION	AMOUNT	CHECK DATE	CHECK NUMBER	CHEQUE TYPE	CHECK DESCRIPTION	INVOICE DESCRIPTION
11000	1000	53711	OPERATIONAL FUND/INSTRUCTION/OTHER CHARGES	33.68	01/18/2024	177980	R	M'BROIDERY & DESIGN	EMBROIDERY SERVICES
11000	2100	55813	OPERATIONAL FUND/SUPPORT-STUDENT S/EMP.	35.05	01/18/2024	177981	R	MCCAUGHAN, BANDI	Dec Mileage
11000	2100	55813	OPERATIONAL TRAVEL-NON-TEACHERS FUND/SUPPORT-STUDENT S/EMP.	41.17	01/18/2024	177982	R	MINJARES, IRMA	Aug-Dec Mileage
11000	1000	56118	OPERATIONAL FUND/INSTRUCTION/SUPPLIES/MATERIALS	803.35	01/18/2024	177983	R	MUSIC IN MOTION	SUPPLIES
11000	1000	56118	OPERATIONAL FUND/INSTRUCTION/SUPPLIES/MATERIALS	258.41	01/18/2024	177984	R	MUSIC WORLD	BAND SUPPLIES: HOUSTON
11000	1000	56118	OPERATIONAL FUND/INSTRUCTION/SUPPLIES/MATERIALS	778.83	01/18/2024	177984	R	MUSIC WORLD	BAND SUPPLIES: HFHS
11000	1000	55915	OPERATIONAL FUND/INSTRUCTION/OTHER CONTRACT SERVICES	1,000.00	01/18/2024	177985	R	NMSEA	ANNUAL CONVENTION FEES: STRICKLAND, APPLETON, CALDERON, ROMINE
11000	1000	56118	OPERATIONAL FUND/INSTRUCTION/SUPPLIES/MATERIALS	288.14	01/18/2024	177986	R	OFFICEWISE FURNITURE	SUPPLIES
11000	2400	56118	OPERATIONAL FUND/SUPPORT-SCHOOL ADMIN/SUPPLIES/MATERIALS	96.28	01/18/2024	177986	R	OFFICEWISE FURNITURE	LABELS
11000	2400	56118	OPERATIONAL FUND/SUPPORT-SCHOOL ADMIN/SUPPLIES/MATERIALS	14.65	01/18/2024	177986	R	OFFICEWISE FURNITURE	OFC SUPPLIES: COR
11000	1000	56118	OPERATIONAL FUND/INSTRUCTION/SUPPLIES/MATERIALS	954.15	01/18/2024	177986	R	OFFICEWISE FURNITURE	SUPPLIES
11000	1000	56118	OPERATIONAL FUND/INSTRUCTION/SUPPLIES/MATERIALS	21.35	01/18/2024	177986	R	OFFICEWISE FURNITURE	SUPPLIES

FUND	FUNC	OBJ	ACCOUNT DESCRIPTION	AMOUNT	CHECK DATE	CHECK NUMBER	CHEQ TYP	CHEQ VENDOR	INVOICE DESCRIPTION
11000	1000	56118	FUND/INSTRUCTION/SUP PLIES/MATERIALS	45.71	01/18/2024	177986	R		OFFICEWISE FURNITURE SUPPLIES
11000	1000	56118	FUND/INSTRUCTION/SUP PLIES/MATERIALS	12.62	01/18/2024	177986	R		OFFICEWISE FURNITURE SUPPLIES
11000	2400	56118	FUND/SUPPORT-SCHOOL ADMIN/SUPPLIES/MATERIALS	333.44	01/18/2024	177986	R		OFFICEWISE FURNITURE SUPPLIES
11000	2400	56118	FUND/SUPPORT-SCHOOL ADMIN/SUPPLIES/MATERIALS	100.26	01/18/2024	177986	R		OFFICEWISE FURNITURE SUPPLIES
11000	1000	56118	FUND/INSTRUCTION/SUP PLIES/MATERIALS	324.86	01/18/2024	177986	R		OFFICEWISE FURNITURE SUPPLIES
11000	1000	56118	FUND/INSTRUCTION/SUP PLIES/MATERIALS	80.94	01/18/2024	177986	R		OFFICEWISE FURNITURE SUPPLIES
11000	2400	56118	FUND/SUPPORT-SCHOOL ADMIN/SUPPLIES/MATERIALS	161.44	01/18/2024	177986	R		OFFICEWISE FURNITURE SUPPLIES
11000	2400	56118	FUND/SUPPORT-SCHOOL ADMIN/SUPPLIES/MATERIALS	40.18	01/18/2024	177986	R		OFFICEWISE FURNITURE SUPPLIES
11000	2100	56118	FUND/SUPPORT-STUDENT S/SUPPLIES/MATERIALS	154.57	01/18/2024	177986	R		OFFICEWISE FURNITURE SUPPLIES
11000	1000	56118	FUND/INSTRUCTION/SUP PLIES/MATERIALS	2,064.64	01/18/2024	177986	R		OFFICEWISE FURNITURE SUPPLIES
11000	1000	56118	FUND/INSTRUCTION/SUP PLIES/MATERIALS	1,372.50	01/18/2024	177986	R		OFFICEWISE FURNITURE SUPPLIES

ACCOUNT		CHECK		CHECK CHE		INVOICE		
FUND	FUNC OBJ	DESCRIPTION	AMOUNT	DATE	NUMBER	TYP	VENDOR	DESCRIPTION
11000	1000 56118	OPERATIONAL	224.79	01/18/2024	177986	R	OFFICEWISE FURNITURE HOLE PUNCH	
		FUND/INSTRUCTION/SUPPLIES/MATERIALS						
11000	2200 56118	OPERATIONAL	412.93	01/18/2024	177986	R	OFFICEWISE FURNITURE SUPPLIES	
		FUND/SUPPORT-INSTRUCTION/SUPPLIES/MATERIALS						
11000	2200 56118	OPERATIONAL	7.59	01/18/2024	177986	R	OFFICEWISE FURNITURE SUPPLIES	
		FUND/SUPPORT-INSTRUCTION/SUPPLIES/MATERIALS						
11000	2400 56118	OPERATIONAL	407.12	01/18/2024	177986	R	OFFICEWISE FURNITURE SUPPLIES	
		FUND/SUPPORT-SCHOOL ADMIN/SUPPLIES/MATERIALS						
11000	2400 56118	OPERATIONAL	143.98	01/18/2024	177986	R	OFFICEWISE FURNITURE SUPPLIES	
		FUND/SUPPORT-SCHOOL ADMIN/SUPPLIES/MATERIALS						
11000	2100 55813	OPERATIONAL	67.57	01/18/2024	177987	R	OLIVAR, TASHA	Dec Mileage
		FUND/SUPPORT-STUDENT S/EMP.						
11000	2500 56118	OPERATIONAL	335.00	01/18/2024	177988	R	OMG PRINTING INC	Cash receipt books
		FUND/CENTRAL SERVICES/SUPPLIES/MATERIALS						
11000	1000 55819	OPERATIONAL	35.97	01/18/2024	177989	R	PAIZ, OLIVIA	Dec Mileage
		FUND/INSTRUCTION/EMPLOYEE						
11000	2100 55813	OPERATIONAL	87.40	01/18/2024	177990	R	PAYEN, CRISTOFINA	Dec Mileage
		FUND/SUPPORT-STUDENT S/EMP.						
11000	2100 55813	OPERATIONAL	26.17	01/18/2024	177991	R	PENDER, TERRIN	Dec Mileage
		FUND/SUPPORT-STUDENT S/EMP.						
		TRAVEL-NON-TEACHERS						

FUND	FUNC	OBJ	ACCOUNT DESCRIPTION	AMOUNT	CHECK DATE	CHECK NUMBER	CHEQ TYP	CHEQ VENDOR	INVOICE DESCRIPTION
11000	1000	55915	OPERATIONAL FUND/INSTRUCTION/OTH ER CONTRACT SERVICES	55.00	01/18/2024	177992	R	PETERSON, DERREK	HFHS BOYS/GIRLS BB GOLD VS BLACK
11000	1000	55915	OPERATIONAL FUND/INSTRUCTION/OTH ER CONTRACT SERVICES	55.00	01/18/2024	177992	R	PETERSON, DERREK	HFHS BOYS/GIRLS BB GOLD VS BLACK
11000	1000	55819	OPERATIONAL FUND/INSTRUCTION/EMP LOYEE	33.76	01/18/2024	177993	R	PRUETT, CATHERINE	Dec Mileage
11000	1000	56118	OPERATIONAL TRAVEL-TEACHERS FUND/INSTRUCTION/SUP PLIES/MATERIALS	725.00	01/18/2024	177994	R	ROCHESTER 100 INC	FOLDERS
11000	2100	55813	OPERATIONAL FUND/SUPPORT-STUDENT S/EMP.	57.45	01/18/2024	177995	R	ROSS, HALEY	Dec Mileage
11000	1000	56118	OPERATIONAL TRAVEL-NON-TEACHERS FUND/INSTRUCTION/SUP PLIES/MATERIALS	73.18	01/18/2024	177996	R	SCHOOL SPECIALTY LLC	SUPPLIES
11000	1000	56118	OPERATIONAL FUND/INSTRUCTION/SUP PLIES/MATERIALS	384.41	01/18/2024	177996	R	SCHOOL SPECIALTY LLC	SUPPLIES
11000	1000	56118	OPERATIONAL FUND/INSTRUCTION/SUP PLIES/MATERIALS	357.00	01/18/2024	177996	R	SCHOOL SPECIALTY LLC	SUPPLIES
11000	1000	55819	OPERATIONAL FUND/INSTRUCTION/EMP LOYEE	57.59	01/18/2024	177997	R	SEPULVEDA BEAVER, JE	Dec Mileage
11000	1000	55915	OPERATIONAL TRAVEL-TEACHERS FUND/INSTRUCTION/OTH ER CONTRACT SERVICES	55.00	01/18/2024	177998	R	SIMPSON, KEITH	HFHS BOYS/GIRLS BB GOLD VS BLACK
11000	1000	55915	OPERATIONAL FUND/INSTRUCTION/OTH ER CONTRACT SERVICES	55.00	01/18/2024	177998	R	SIMPSON, KEITH	HFHS BOYS/GIRLS BB GOLD VS BLACK

FUND	FUNC	OBJ	ACCOUNT DESCRIPTION	AMOUNT	CHECK DATE	CHECK NUMBER	CHE TYPE	VENDOR	INVOICE DESCRIPTION
11000	2400	56118	OPERATIONAL SERVICES	166.25	01/18/2024	177999	R	TASCOSA OFFICE MACHI OFFICE / STAMPS	
11000	1000	56118	FUND/SUPPORT-SCHOOL ADMIN/SUPPLIES/MATERIALS	3,435.53	01/18/2024	178000	R	TEAMLEADER	CHEER GEAR
11000	2100	55813	FUND/INSTRUCTION/SUPPLIES/MATERIALS	51.93	01/18/2024	178001	R	TEEL, DEANNA	Dec Mileage
11000	1000	53711	FUND/INSTRUCTION/OTHER CHARGES	255.09	01/18/2024	178002	R	UNITED SUPERMARKETS	HHT SUPPLIES
11000	1000	53330	FUND/INSTRUCTION/PROFESSIONAL DEVELOPMENT	8,177.40	01/18/2024	178003	R	UNIVERSITY OF THE SO USW: 2023 GRAD FALL B	TUITION
11000	1000	53330	FUND/INSTRUCTION/PROFESSIONAL DEVELOPMENT	10,760.40	01/18/2024	178003	R	UNIVERSITY OF THE SO USW: 2023 UNDERGRAD FALL B	TUITION
11000	2100	55813	FUND/INSTRUCTION/SUPPLIES/MATERIALS	51.15	01/18/2024	178004	R	WALL, AMY	Aug-Dec Mileage
11000	1000	56118	OPERATIONAL TRAVEL-NON-TEACHERS	146.91	01/18/2024	178005	R	WEST MUSIC COMPANY I	Music Resources
11000	1000	56118	FUND/INSTRUCTION/SUPPLIES/MATERIALS	414.00	01/18/2024	178006	R	WINNER'S WORLD	6th & 7th Grade Medals
11000	1000	53711	FUND/INSTRUCTION/OTHER CHARGES	256.50	01/18/2024	178006	R	WINNER'S WORLD	BOYS: SOCCER AWARDS
11000	1000	56118	OPERATIONAL FUND/INSTRUCTION/SUPPLIES/MATERIALS	123.75	01/18/2024	178006	R	WINNER'S WORLD	RECOGNITION PLAQUE: EIDSON/NAME PLATES: SUPT OFC

MONTHLY BOARD REPORT - EXPENDITURES (Dates: 01/01/24 - 01/31/24) PAGE: 99

ACCOUNT		CHECK		CHECK CHE		INVOICE		
FUND	FUNC OBJ	DESCRIPTION	AMOUNT	DATE	NUMBER	TYP	VENDOR	DESCRIPTION
11000	2200 56114	OPERATIONAL	1,199.00	01/18/2024	178007	R	WORLD BOOK INC	Encyclopedias for Taylor Library
		FUND/SUPPORT-INSTRUC TION/LIBRARY/AUDIO VISUAL						
11000	2200 56114	OPERATIONAL	1,978.96	01/18/2024	178007	R	WORLD BOOK INC	Encyclopedias for Washington Library.
		FUND/SUPPORT-INSTRUC TION/LIBRARY/AUDIO VISUAL						
11000	2200 56114	OPERATIONAL	139.99	01/18/2024	178007	R	WORLD BOOK INC	Encyclopedias for Washington Library.
		FUND/SUPPORT-INSTRUC TION/LIBRARY/AUDIO VISUAL						
11000	2200 56114	OPERATIONAL	1,199.00	01/18/2024	178007	R	WORLD BOOK INC	Encyclopedias for Broadmoor Library.
		FUND/SUPPORT-INSTRUC TION/LIBRARY/AUDIO VISUAL						
11000	2600 54411	OPERATIONAL	0.00	01/18/2024	178008	R	XCEL ENERGY	Electric services
		FUND/OPERATION/MAINT ENANCE/ELECTRICITY						
11000	2600 54411	OPERATIONAL	0.00	01/18/2024	178008	R	XCEL ENERGY	Electric services
		FUND/OPERATION/MAINT ENANCE/ELECTRICITY						
11000	2600 54411	OPERATIONAL	0.00	01/18/2024	178008	R	XCEL ENERGY	Electric services
		FUND/OPERATION/MAINT ENANCE/ELECTRICITY						
11000	2600 54411	OPERATIONAL	0.00	01/18/2024	178008	R	XCEL ENERGY	Electric services
		FUND/OPERATION/MAINT ENANCE/ELECTRICITY						
11000	2600 54411	OPERATIONAL	0.00	01/18/2024	178008	R	XCEL ENERGY	Electric services
		FUND/OPERATION/MAINT ENANCE/ELECTRICITY						
11000	2600 54411	OPERATIONAL	0.00	01/18/2024	178008	R	XCEL ENERGY	Electric services
		FUND/OPERATION/MAINT ENANCE/ELECTRICITY						
11000	2600 54411	OPERATIONAL	0.00	01/18/2024	178008	R	XCEL ENERGY	Electric services
		FUND/OPERATION/MAINT ENANCE/ELECTRICITY						
11000	2600 54411	OPERATIONAL	0.00	01/18/2024	178008	R	XCEL ENERGY	Electric services
		FUND/OPERATION/MAINT ENANCE/ELECTRICITY						

FUND	FUNC	OBJ	ACCOUNT DESCRIPTION	AMOUNT	CHECK DATE	CHECK NUMBER	CHE TYPE	CHE VENDOR	INVOICE DESCRIPTION
11000	2600	54411	ENANCE/ELECTRICITY	0.00	01/18/2024	178008	R	XCEL ENERGY	Electric services
11000	2600	54411	FUND/OPERATION/MAINT						
11000	2600	54411	ENANCE/ELECTRICITY	0.00	01/18/2024	178008	R	XCEL ENERGY	Electric services
11000	2600	54411	FUND/OPERATION/MAINT						
11000	2600	54411	ENANCE/ELECTRICITY	0.00	01/18/2024	178008	R	XCEL ENERGY	Electric services
11000	2600	54411	FUND/OPERATION/MAINT						
11000	2600	54411	ENANCE/ELECTRICITY	0.00	01/18/2024	178008	R	XCEL ENERGY	Electric services
11000	2600	54411	FUND/OPERATION/MAINT						
11000	2600	54411	ENANCE/ELECTRICITY	0.00	01/18/2024	178008	R	XCEL ENERGY	Electric services
11000	2600	54411	FUND/OPERATION/MAINT						
11000	2600	54411	ENANCE/ELECTRICITY	0.00	01/18/2024	178008	R	XCEL ENERGY	Electric services
11000	2600	54411	FUND/OPERATION/MAINT						
11000	2600	54411	ENANCE/ELECTRICITY	0.00	01/18/2024	178008	R	XCEL ENERGY	Electric services
11000	2600	54411	FUND/OPERATION/MAINT						
11000	2600	54411	ENANCE/ELECTRICITY	0.00	01/18/2024	178008	R	XCEL ENERGY	Electric services
11000	2600	54411	FUND/OPERATION/MAINT						
11000	2600	54411	ENANCE/ELECTRICITY	0.00	01/18/2024	178008	R	XCEL ENERGY	Electric services
11000	2600	54411	FUND/OPERATION/MAINT						
11000	2600	54411	ENANCE/ELECTRICITY	0.00	01/18/2024	178008	R	XCEL ENERGY	Electric services
11000	2600	54411	FUND/OPERATION/MAINT						
11000	2600	54411	ENANCE/ELECTRICITY	0.00	01/18/2024	178008	R	XCEL ENERGY	Electric services
11000	2600	54411	FUND/OPERATION/MAINT						
11000	2600	54411	ENANCE/ELECTRICITY	0.00	01/18/2024	178008	R	XCEL ENERGY	Electric services
11000	2600	54411	FUND/OPERATION/MAINT						
11000	2600	54411	ENANCE/ELECTRICITY	0.00	01/18/2024	178008	R	XCEL ENERGY	Electric services
11000	2600	54411	FUND/OPERATION/MAINT						

MONTHLY BOARD REPORT - EXPENDITURES (Dates: 01/01/24 - 01/31/24)

FUND	FUNC	OBJ	ACCOUNT DESCRIPTION	AMOUNT	CHECK DATE	CHECK NUMBER	CHEQUE TYPE	VENDOR	INVOICE DESCRIPTION
11000	2600	54411	ENANCE/ELECTRICITY OPERATIONAL	0.00	01/18/2024	178008	R	XCEL ENERGY	Electric services
11000	2600	54411	FUND/OPERATION/MAINT ENANCE/ELECTRICITY OPERATIONAL	0.00	01/18/2024	178008	R	XCEL ENERGY	Electric services
11000	2600	54411	FUND/OPERATION/MAINT ENANCE/ELECTRICITY OPERATIONAL	0.00	01/18/2024	178008	R	XCEL ENERGY	Electric services
11000	2600	54411	FUND/OPERATION/MAINT ENANCE/ELECTRICITY OPERATIONAL	4,956.04	01/18/2024	178008	R	XCEL ENERGY	Electric services
11000	1000	55915	FUND/INSTRUCTION/OTH ER CONTRACT SERVICES	1,873.50	01/18/2024	178009	R	XEROX CORPORATION	CENTRAL PRINTING BASE CHG/METER USAGE
11000	1000	55915	FUND/INSTRUCTION/OTH ER CONTRACT SERVICES	1,593.32	01/18/2024	178009	R	XEROX CORPORATION	CENTRAL PRINTING BASE & METER USAGE FEES
11000	2200	56114	FUND/SUPPORT-INSTRUC TION/LIBRARY/AUDIO VISUAL	22.95	01/25/2024	178010	R	ABDO-SPOTLIGHT-MAGIC BOOKS	
11000	2200	56114	FUND/SUPPORT-INSTRUC TION/LIBRARY/AUDIO VISUAL	680.45	01/25/2024	178010	R	ABDO-SPOTLIGHT-MAGIC BOOKS	
11000	2200	56114	FUND/SUPPORT-INSTRUC TION/LIBRARY/AUDIO VISUAL	5,286.45	01/25/2024	178010	R	ABDO-SPOTLIGHT-MAGIC BOOKS	
11000	1000	56118	FUND/INSTRUCTION/SUP PLIES/MATERIALS	685.45	01/25/2024	178011	R	ACACIA HARDWOODS INC	Acacia Hardwoods for construction
11000	1000	55915	FUND/INSTRUCTION/OTH ER CONTRACT	1,095.00	01/25/2024	178012	R	AMERICAN MEDICAL GRO	School Drug Testing

FUND	FUNC	OBJ	ACCOUNT DESCRIPTION	AMOUNT	CHECK DATE	CHECK NUMBER	CHEQ TYP	CHEQ VENDOR	INVOICE DESCRIPTION
11000	1000	55915	OPERATIONAL SERVICES	159.84	01/25/2024	178013	R	ANAYA, JOSEPH	GIRLS BB VS FARMINGTON
11000	2600	55915	FUND/INSTRUCTION/OTHER CONTRACT SERVICES	39,826.00	01/25/2024	178014	R	APPLIED BUILDING SOL	Scanning of Construction Binders
11000	1000	56118	OPERATIONAL CONTRACT SERVICES	120.00	01/25/2024	178015	R	ARTESIA HIGH SCHOOL	MEAL EXPENSE: HOUSTON SENMMEA HONOR CHOIR
11000	1000	55915	FUND/INSTRUCTION/SUPPLIES/MATERIALS OPERATIONAL	55.00	01/25/2024	178016	R	AUSTIN, BILLY	HFHS BOY/GIRLS BB VS CLOVIS
11000	1000	55915	FUND/INSTRUCTION/OTHER CONTRACT SERVICES	55.00	01/25/2024	178016	R	AUSTIN, BILLY	HFHS BOY/GIRLS BB VS CLOVIS
11000	1000	55915	FUND/INSTRUCTION/OTHER CONTRACT SERVICES	55.00	01/25/2024	178016	R	AUSTIN, BILLY	HFHS BOYS/GIRLS BB VS CLOVIS
11000	1000	55915	FUND/INSTRUCTION/OTHER CONTRACT SERVICES	55.00	01/25/2024	178016	R	AUSTIN, BILLY	HFHS BOYS/GIRLS BB VS CLOVIS
11000	2400	56118	FUND/SUPPORT-SCHOOL ADMIN/SUPPLIES/MATERIALS	532.82	01/25/2024	178017	R	AWESOME GRAPHICS LLC	TABLE WRAPPING FEE **MINOR TAX REVISION - PLEASE CORRECT TO 6.5625**
11000	2200	56118	OPERATIONAL FUND/SUPPORT-INSTRUCTION/SUPPLIES/MATERIALS	377.75	01/25/2024	178017	R	AWESOME GRAPHICS LLC	CAI shirts & Lab Managers
11000	2200	56118	OPERATIONAL FUND/SUPPORT-INSTRUCTION/SUPPLIES/MATERIALS	377.75	01/25/2024	178017	R	AWESOME GRAPHICS LLC	CAI shirts & Lab Managers

FUND	FUNC	OBJ	ACCOUNT DESCRIPTION	AMOUNT	CHECK DATE	CHECK NUMBER	CHEQUE TYPE	CHEQUE VENDOR	INVOICE DESCRIPTION
11000	1000	55915	ALS OPERATIONAL	125.00	01/25/2024	178018	R	BAKER, EVAN	EAGLE BB VS LOS LUNAS
11000	1000	55915	FUND/INSTRUCTION/OTH ER CONTRACT SERVICES	26.64	01/25/2024	178019	R	BARCUCH, JILLIAN	EAGLE BB VS LOS LUNAS
11000	2200	56114	FUND/SUPPORT-INSTRUC TION/LIBRARY/AUDIO VISUAL	718.15	01/25/2024	178020	R	BELLWETHER MEDIA	BOOKS
11000	1000	55915	OPERATIONAL	58.61	01/25/2024	178021	R	BETTS, ISELA	EAGLE BB VS LAS CRUCES
11000	1000	55915	FUND/INSTRUCTION/OTH ER CONTRACT SERVICES	58.61	01/25/2024	178021	R	BETTS, ISELA	EAGLE BB VS LOS LUNAS
11000	1000	56118	OPERATIONAL	817.92	01/25/2024	178022	R	BLICK ART MATERIALS	supplies for visual arts students
11000	1000	56118	FUND/INSTRUCTION/SUP PLIES/MATERIALS	721.43	01/25/2024	178022	R	BLICK ART MATERIALS	BOOKCASE
11000	1000	56118	OPERATIONAL	-521.43	01/25/2024	178022	R	BLICK ART MATERIALS	CREDIT: BOOKCASE
11000	1000	56118	FUND/INSTRUCTION/SUP PLIES/MATERIALS	521.43	01/25/2024	178022	R	BLICK ART MATERIALS	BOOKCASE
11000	1000	56118	OPERATIONAL	-521.43	01/25/2024	178022	R	BLICK ART MATERIALS	CREDIT: BOOKCASE
11000	1000	56118	FUND/INSTRUCTION/SUP PLIES/MATERIALS	200.00	01/25/2024	178022	R	BLICK ART MATERIALS	FREIGHT CREDIT
11000	1000	56118	OPERATIONAL	-200.00	01/25/2024	178022	R	BLICK ART MATERIALS	FREIGHT CREDIT

FUND	FUNC	OBJ	ACCOUNT DESCRIPTION	AMOUNT	CHECK DATE	CHECK NUMBER	CHEQ TYP	CHEQ VENDOR	INVOICE DESCRIPTION
11000	2200	56114	OPERATIONAL	34.33	01/25/2024	178023	R	BOUND TO STAY BOUND	BOOKS
			FUND/SUPPORT-INSTRUC						
			TION/LIBRARY/AUDIO						
			VISUAL						
11000	2200	56114	OPERATIONAL	45.94	01/25/2024	178023	R	BOUND TO STAY BOUND	BOOKS
			FUND/SUPPORT-INSTRUC						
			TION/LIBRARY/AUDIO						
			VISUAL						
11000	2200	56114	OPERATIONAL	37.62	01/25/2024	178023	R	BOUND TO STAY BOUND	BOOKS
			FUND/SUPPORT-INSTRUC						
			TION/LIBRARY/AUDIO						
			VISUAL						
11000	2200	56114	OPERATIONAL	57.90	01/25/2024	178023	R	BOUND TO STAY BOUND	BOOKS
			FUND/SUPPORT-INSTRUC						
			TION/LIBRARY/AUDIO						
			VISUAL						
11000	2200	56114	OPERATIONAL	98.74	01/25/2024	178023	R	BOUND TO STAY BOUND	BOOKS
			FUND/SUPPORT-INSTRUC						
			TION/LIBRARY/AUDIO						
			VISUAL						
11000	2200	56114	OPERATIONAL	124.89	01/25/2024	178023	R	BOUND TO STAY BOUND	BOOKS
			FUND/SUPPORT-INSTRUC						
			TION/LIBRARY/AUDIO						
			VISUAL						
11000	2200	56114	OPERATIONAL	139.01	01/25/2024	178023	R	BOUND TO STAY BOUND	BOOKS
			FUND/SUPPORT-INSTRUC						
			TION/LIBRARY/AUDIO						
			VISUAL						
11000	2200	56114	OPERATIONAL	80.31	01/25/2024	178023	R	BOUND TO STAY BOUND	BOOKS
			FUND/SUPPORT-INSTRUC						
			TION/LIBRARY/AUDIO						
			VISUAL						
11000	2200	56114	OPERATIONAL	88.42	01/25/2024	178023	R	BOUND TO STAY BOUND	BOOKS
			FUND/SUPPORT-INSTRUC						
			TION/LIBRARY/AUDIO						
			VISUAL						
11000	2200	56114	OPERATIONAL	118.03	01/25/2024	178023	R	BOUND TO STAY BOUND	BOOKS
			FUND/SUPPORT-INSTRUC						
			TION/LIBRARY/AUDIO						
			VISUAL						

FUND	FUNC	OBJ	ACCOUNT DESCRIPTION	AMOUNT	CHECK DATE	CHECK CHE NUMBER	CHE TYP	VENDOR	INVOICE DESCRIPTION
11000	2200	56114	VISUAL OPERATIONAL	43.77	01/25/2024	178023	R	BOUND TO STAY BOUND	BOOKS
11000	2200	56114	FUND/SUPPORT-INSTRUC TION/LIBRARY/AUDIO	136.64	01/25/2024	178023	R	BOUND TO STAY BOUND	BOOKS
11000	2200	56114	VISUAL OPERATIONAL	42.37	01/25/2024	178023	R	BOUND TO STAY BOUND	BOOKS
11000	2200	56114	FUND/SUPPORT-INSTRUC TION/LIBRARY/AUDIO	142.61	01/25/2024	178023	R	BOUND TO STAY BOUND	BOOKS
11000	2200	56114	VISUAL OPERATIONAL	74.72	01/25/2024	178023	R	BOUND TO STAY BOUND	BOOKS
11000	2200	56114	FUND/SUPPORT-INSTRUC TION/LIBRARY/AUDIO	80.09	01/25/2024	178023	R	BOUND TO STAY BOUND	Library books - Edison
11000	2200	56114	VISUAL OPERATIONAL	21.93	01/25/2024	178023	R	BOUND TO STAY BOUND	Library books - Coronado
11000	2200	56114	FUND/SUPPORT-INSTRUC TION/LIBRARY/AUDIO	21.91	01/25/2024	178023	R	BOUND TO STAY BOUND	Library books - Coronado
11000	2200	56114	VISUAL OPERATIONAL	22.63	01/25/2024	178023	R	BOUND TO STAY BOUND	Library books - Coronado
11000	2200	56114	FUND/SUPPORT-INSTRUC TION/LIBRARY/AUDIO	107.51	01/25/2024	178023	R	BOUND TO STAY BOUND	Library books - Jefferson

FUND	FUNC	OBJ	ACCOUNT DESCRIPTION	AMOUNT	CHECK DATE	CHECK NUMBER	CHEQ TYPE	CHEQ VENDOR	INVOICE DESCRIPTION
11000	2200	56114	OPERATIONAL	88.38	01/25/2024	178023	R	BOUND TO STAY BOUND	Library books - College Lane
11000	2200	56114	OPERATIONAL	45.26	01/25/2024	178023	R	BOUND TO STAY BOUND	Library books - College Lane
11000	2200	56114	OPERATIONAL	21.91	01/25/2024	178023	R	BOUND TO STAY BOUND	Library books - Mills
11000	2200	56114	OPERATIONAL	44.56	01/25/2024	178023	R	BOUND TO STAY BOUND	Library books - Coronado
11000	2200	56114	OPERATIONAL	60.20	01/25/2024	178023	R	BOUND TO STAY BOUND	Library books - Coronado
11000	2200	56114	OPERATIONAL	42.37	01/25/2024	178023	R	BOUND TO STAY BOUND	Library books -Coronado
11000	2200	56114	OPERATIONAL	86.93	01/25/2024	178023	R	BOUND TO STAY BOUND	Library books - Edison
11000	2200	56114	OPERATIONAL	872.10	01/25/2024	178023	R	BOUND TO STAY BOUND	LIBRARY BOOKS - STONE
11000	2200	56114	OPERATIONAL	882.15	01/25/2024	178023	R	BOUND TO STAY BOUND	LIBRARY BOOKS; STONE
11000	2200	56114	OPERATIONAL	596.95	01/25/2024	178023	R	BOUND TO STAY BOUND	LIBRARY BOOKS; STONE

FUND	FUNC	OBJ	ACCOUNT DESCRIPTION	AMOUNT	CHECK DATE	CHECK NUMBER	CHEQ TYPE	CHEQ VENDOR	INVOICE DESCRIPTION
11000	2200	56114	FUND/SUPPORT-INSTRUC TION/LIBRARY/AUDIO VISUAL	636.12	01/25/2024	178023	R	BOUND TO STAY BOUND	LIBRARY BOOKS; STONE
11000	2200	56114	FUND/SUPPORT-INSTRUC TION/LIBRARY/AUDIO VISUAL	593.02	01/25/2024	178023	R	BOUND TO STAY BOUND	LIBRARY BOOKS; STONE
11000	2200	56114	FUND/SUPPORT-INSTRUC TION/LIBRARY/AUDIO VISUAL	712.12	01/25/2024	178023	R	BOUND TO STAY BOUND	LIBRARY BOOKS; STONE
11000	2200	56114	FUND/SUPPORT-INSTRUC TION/LIBRARY/AUDIO VISUAL	844.33	01/25/2024	178023	R	BOUND TO STAY BOUND	LIBRARY BOOKS; STONE
11000	2200	56114	FUND/SUPPORT-INSTRUC TION/LIBRARY/AUDIO VISUAL	892.72	01/25/2024	178023	R	BOUND TO STAY BOUND	LIBRARY BOOKS; STONE
11000	2200	56114	FUND/SUPPORT-INSTRUC TION/LIBRARY/AUDIO VISUAL	803.74	01/25/2024	178023	R	BOUND TO STAY BOUND	LIBRARY BOOKS; STONE
11000	2200	56114	FUND/SUPPORT-INSTRUC TION/LIBRARY/AUDIO VISUAL	876.10	01/25/2024	178023	R	BOUND TO STAY BOUND	LIBRARY BOOKS; STONE
11000	2200	56114	FUND/SUPPORT-INSTRUC TION/LIBRARY/AUDIO VISUAL	899.30	01/25/2024	178023	R	BOUND TO STAY BOUND	LIBRARY BOOKS; STONE
11000	2200	56114	FUND/SUPPORT-INSTRUC TION/LIBRARY/AUDIO VISUAL	22.63	01/25/2024	178023	R	BOUND TO STAY BOUND	Library books - Stone

MONTHLY BOARD REPORT - EXPENDITURES (Dates: 01/01/24 - 01/31/24)

FUND	FUNC	OBJ	ACCOUNT DESCRIPTION	AMOUNT	CHECK DATE	CHECK NUMBER	CHEQUE TYPE	CHEQUE VENDOR	INVOICE DESCRIPTION
11000	1000	53330	OPERATIONAL	203.15	01/25/2024	178024	R	BOWMAN, JEFF	MEALS
			FUND/INSTRUCTION/PRO						
			FESSIONAL						
			DEVELOPMENT						
11000	1000	53330	OPERATIONAL	191.30	01/25/2024	178025	R	BOYLE, MARCO	Meals/Dallas
			FUND/INSTRUCTION/PRO						
			FESSIONAL						
			DEVELOPMENT						
11000	1000	55915	OPERATIONAL	95.91	01/25/2024	178026	R	CALDERON, EPPIE	WRESTLING MART PRATT INVITE
			FUND/INSTRUCTION/OTH						
			ER CONTRACT						
			SERVICES						
11000	1000	55915	OPERATIONAL	47.95	01/25/2024	178026	R	CALDERON, EPPIE	WRESTLING VS ROSWELL
			FUND/INSTRUCTION/OTH						
			ER CONTRACT						
			SERVICES						
11000	1000	55915	OPERATIONAL	159.84	01/25/2024	178027	R	CALDERON, STEPHEN	WRESTLING VS CLOVIS
			FUND/INSTRUCTION/OTH						
			ER CONTRACT						
			SERVICES						
11000	1000	55915	OPERATIONAL	319.69	01/25/2024	178027	R	CALDERON, STEPHEN	WRESTLING MART PRATT INVITE
			FUND/INSTRUCTION/OTH						
			ER CONTRACT						
			SERVICES						
11000	1000	55915	OPERATIONAL	159.84	01/25/2024	178027	R	CALDERON, STEPHEN	WRESTLING VS ROSWELL
			FUND/INSTRUCTION/OTH						
			ER CONTRACT						
			SERVICES						
11000	2100	53212	OPERATIONAL	5,325.00	01/25/2024	178028	R	CAREER LINKS	SLP SERVICES
			FUND/SUPPORT-STUDENT						
			S/SPEECH						
			THERAPIST-CONTRACT						
11000	2100	53212	OPERATIONAL	3,195.00	01/25/2024	178028	R	CAREER LINKS	SLP SERVICES
			FUND/SUPPORT-STUDENT						
			S/SPEECH						
			THERAPIST-CONTRACT						
11000	1000	55915	OPERATIONAL	590.00	01/25/2024	178029	R	CARTER, ANTHONY	WRESTLING MART PRATT INVITE
			FUND/INSTRUCTION/OTH						
			ER CONTRACT						

FUND	FUNC	OBJ	ACCOUNT DESCRIPTION	AMOUNT	CHECK DATE	CHECK NUMBER	CHEQUE TYPE	CHEQUE VENDOR	INVOICE DESCRIPTION
11000	1000	53330	OPERATIONAL SERVICES	132.00	01/25/2024	178030	R	CHENEY, BRYAN	NAFME-Membership Fee Reimbursement
11000	1000	53330	FUND/INSTRUCTION/PRO FESSONAL DEVELOPMENT	85.00	01/25/2024	178030	R	CHENEY, BRYAN	Registration Conference Reimbursement-NMMEA
11000	2200	53330	FUND/SUPPORT-INSTRUC TION/PROFESSIONAL DEVELOPMENT	613.00	01/25/2024	178031	R	CHISM, CYNTHIA	Reimbursement for 2024 Texas Library Association Conference registration for Cynthia Chism. Texas Library Association does not accept Purchase Orders. Conference dates: April 16 - 19, 2024. Payment will be made with Cynthia Chism's personal credit card once Purchase Order is approved.
11000	1000	53711	OPERATIONAL FUND/INSTRUCTION/OTH ER CHARGES	550.00	01/25/2024	178032	R	CLEVELAND HIGH SCHOO	WRESTLING FEE: JAN 5-6
11000	1000	55915	OPERATIONAL FUND/INSTRUCTION/OTH ER CONTRACT SERVICES	170.00	01/25/2024	178033	R	COLLAZO, NICHOLAS	WRESTLING VS CLOVIS
11000	1000	55915	OPERATIONAL FUND/INSTRUCTION/OTH ER CONTRACT SERVICES	540.00	01/25/2024	178033	R	COLLAZO, NICHOLAS	WRESTLING MART PRATT INVITE
11000	2100	53212	OPERATIONAL FUND/SUPPORT-STUDENT S/SPEECH THERAPIST-CONTRACT	7,864.31	01/25/2024	178034	R	CORRAL THERAPY SERVI	SLP SERVICES
11000	1000	55915	OPERATIONAL FUND/INSTRUCTION/OTH ER CONTRACT SERVICES	125.00	01/25/2024	178035	R	CULPEPPER, DATHAN	EAGLE BB VS LOS LUNAS

FUND	FUNC	OBJ	ACCOUNT DESCRIPTION	AMOUNT	CHECK DATE	CHECK NUMBER	CHEQ TYP	CHEQ VENDOR	INVOICE DESCRIPTION
11000	2200	56114	OPERATIONAL	354.52	01/25/2024	178036	R	DEMCO INC	SUPPLIES
			FUND/SUPPORT-INSTRUC TION/LIBRARY/AUDIO VISUAL						
11000	2200	56114	OPERATIONAL	217.10	01/25/2024	178036	R	DEMCO INC	SUPPLIES
			FUND/SUPPORT-INSTRUC TION/LIBRARY/AUDIO VISUAL						
11000	2200	56114	OPERATIONAL	2,005.32	01/25/2024	178036	R	DEMCO INC	SUPPLIES
			FUND/SUPPORT-INSTRUC TION/LIBRARY/AUDIO VISUAL						
11000	1000	53330	OPERATIONAL	423.74	01/25/2024	178037	R	DUNLAP, BRIAN	Reimbursement for Meal
			FUND/INSTRUCTION/PRO FESSIONAL DEVELOPMENT						Expenses for Baseball Convention
11000	2200	56114	OPERATIONAL	18.95	01/25/2024	178038	R	ENSLAW PUBLISHING	BOOKS
			FUND/SUPPORT-INSTRUC TION/LIBRARY/AUDIO VISUAL						
11000	2600	56118	OPERATIONAL	336.00	01/25/2024	178039	R	FLEMING CHEMICAL CO	SUPPLIES
			FUND/OPERATION/MAINT ENANCE/SUPPLIES/MATE RIALS						
11000	2200	56114	OPERATIONAL	39.97	01/25/2024	178040	R	FOLLETT SCHOOL SOLUT	BOOKS
			FUND/SUPPORT-INSTRUC TION/LIBRARY/AUDIO VISUAL						
11000	2200	56114	OPERATIONAL	196.83	01/25/2024	178040	R	FOLLETT SCHOOL SOLUT	BOOKS
			FUND/SUPPORT-INSTRUC TION/LIBRARY/AUDIO VISUAL						
11000	2200	56114	OPERATIONAL	160.42	01/25/2024	178040	R	FOLLETT SCHOOL SOLUT	BOOKS
			FUND/SUPPORT-INSTRUC TION/LIBRARY/AUDIO VISUAL						
11000	1000	55915	OPERATIONAL	55.00	01/25/2024	178041	R	FRENCH, TOMMY	HFHS BOYS/GIRLS BB VS ARTESIA
			FUND/INSTRUCTION/OTH ER CONTRACT						ORANGE

FUND	FUNC	OBJ	ACCOUNT DESCRIPTION	AMOUNT	CHECK DATE	CHECK NUMBER	CHEQ TYP	CHEQ VENDOR	INVOICE DESCRIPTION
11000	1000	55915	OPERATIONAL SERVICES	55.00	01/25/2024	178041	R	FRENCH, TOMMY	HFHS BOYS/GIRLS BB VS ARTESIA ORANGE
11000	1000	55915	FUND/INSTRUCTION/OTH ER CONTRACT SERVICES	55.00	01/25/2024	178041	R	FRENCH, TOMMY	EAGLE BB VS LOS LUNAS
11000	1000	56118	OPERATIONAL ER CONTRACT SERVICES	416.00	01/25/2024	178042	R	GAME ONE	BBB SHOES
11000	1000	56118	FUND/INSTRUCTION/SUP PLIES/MATERIALS	312.00	01/25/2024	178042	R	GAME ONE	BBB SHOES
11000	1000	56118	OPERATIONAL FUND/INSTRUCTION/SUP PLIES/MATERIALS	85.00	01/25/2024	178042	R	GAME ONE	Athletic Supplies-Coach Sotelo
11000	1000	56118	OPERATIONAL FUND/INSTRUCTION/SUP PLIES/MATERIALS	175.00	01/25/2024	178042	R	GAME ONE	Athletic Supplies-Coach Sotelo
11000	1000	56118	OPERATIONAL FUND/INSTRUCTION/SUP PLIES/MATERIALS	372.15	01/25/2024	178042	R	GAME ONE	SUPPLIES: GIRLS BB
11000	1000	55915	OPERATIONAL FUND/INSTRUCTION/OTH ER CONTRACT SERVICES	47.95	01/25/2024	178043	R	GARCIA, GAYLA	WRESTLING VS CLOVIS
11000	1000	55915	OPERATIONAL FUND/INSTRUCTION/OTH ER CONTRACT SERVICES	58.61	01/25/2024	178043	R	GARCIA, GAYLA	EAGLE BB VS LOS LUNAS
11000	1000	55915	OPERATIONAL FUND/INSTRUCTION/OTH ER CONTRACT SERVICES	95.91	01/25/2024	178043	R	GARCIA, GAYLA	WRESTLING MART PRATT INVITE
11000	1000	56118	OPERATIONAL FUND/INSTRUCTION/SUP PLIES/MATERIALS	2,160.00	01/25/2024	178044	R	GARDENSWARTZ TEAM SA	E-Sports quote 0000010952

MONTHLY BOARD REPORT - EXPENDITURES (Dates: 01/01/24 - 01/31/24)

ACCOUNT		CHECK		CHECK CHE		INVOICE		
FUND	FUNC OBJ	DESCRIPTION	AMOUNT	DATE	NUMBER	TYP	VENDOR	DESCRIPTION
11000	1000 55915	OPERATIONAL	159.84	01/25/2024	178045	R	GREGORY, RHONDA	EAGLE BB VS LAS CRUCES
		FUND/INSTRUCTION/OTH						
		ER CONTRACT						
		SERVICES						
11000	1000 55915	OPERATIONAL	133.20	01/25/2024	178045	R	GREGORY, RHONDA	WRESTLING VS CLOVIS
		FUND/INSTRUCTION/OTH						
		ER CONTRACT						
		SERVICES						
11000	1000 55915	OPERATIONAL	159.84	01/25/2024	178045	R	GREGORY, RHONDA	EAGLE BB VS LOS LUNAS
		FUND/INSTRUCTION/OTH						
		ER CONTRACT						
		SERVICES						
11000	1000 55915	OPERATIONAL	133.20	01/25/2024	178045	R	GREGORY, RHONDA	WRESTLING MART PRATT INVITE
		FUND/INSTRUCTION/OTH						
		ER CONTRACT						
		SERVICES						
11000	1000 55915	OPERATIONAL	133.20	01/25/2024	178045	R	GREGORY, RHONDA	WRESTLING VS ROSWELL
		FUND/INSTRUCTION/OTH						
		ER CONTRACT						
		SERVICES						
11000	1000 55915	OPERATIONAL	85.25	01/25/2024	178046	R	GREGORY, WILLIAM	EAGLE BB VS LAS CRUCES
		FUND/INSTRUCTION/OTH						
		ER CONTRACT						
		SERVICES						
11000	1000 55915	OPERATIONAL	47.95	01/25/2024	178046	R	GREGORY, WILLIAM	WRESTLING VS CLOVIS
		FUND/INSTRUCTION/OTH						
		ER CONTRACT						
		SERVICES						
11000	1000 55915	OPERATIONAL	85.25	01/25/2024	178046	R	GREGORY, WILLIAM	EAGLE BB VS LOS LUNAS
		FUND/INSTRUCTION/OTH						
		ER CONTRACT						
		SERVICES						
11000	1000 55915	OPERATIONAL	95.91	01/25/2024	178046	R	GREGORY, WILLIAM	WRESTLING MART PRATT INVITE
		FUND/INSTRUCTION/OTH						
		ER CONTRACT						
		SERVICES						
11000	1000 55915	OPERATIONAL	47.95	01/25/2024	178046	R	GREGORY, WILLIAM	WRESTLING VS ROSWELL
		FUND/INSTRUCTION/OTH						
		ER CONTRACT						
		SERVICES						

MONTHLY BOARD REPORT - EXPENDITURES (Dates: 01/01/24 - 01/31/24)

FUND	FUNC	OBJ	ACCOUNT DESCRIPTION	AMOUNT	CHECK DATE	CHECK NUMBER	CHEQUE TYPE	VENDOR	INVOICE DESCRIPTION
11000	1000	55915	OPERATIONAL SERVICES	265.00	01/25/2024	178047	R	GRIFFIN, WILLIE	WRESTLING VS ROSWELL
11000	1000	53711	OPERATIONAL SERVICES	1,320.00	01/25/2024	178048	R	THE GRIND BATTING CA	CUSTOM CAPS
11000	2500	56118	OPERATIONAL SERVICES/SUPPLIES/MATERIALS	98.55	01/25/2024	178049	R	H2O TO GO	WATER DELIVERY: CENTRAL OFC
11000	1000	56118	OPERATIONAL SERVICES/SUPPLIES/MATERIALS	59.50	01/25/2024	178049	R	H2O TO GO	WATER: TAYLOR
11000	2400	56118	OPERATIONAL ADMIN/SUPPLIES/MATERIALS	142.80	01/25/2024	178049	R	H2O TO GO	WATER: HHS
11000	2200	56118	OPERATIONAL FUND/SUPPORT-SCHOOL	23.80	01/25/2024	178049	R	H2O TO GO	Water refills for CAI department
11000	2600	56118	OPERATIONAL ENANCE/SUPPLIES/MATERIALS	17.85	01/25/2024	178049	R	H2O TO GO	Materials/Supplies
11000	2200	53330	OPERATIONAL FUND/SUPPORT-INSTRUCTION/PROFESSIONAL DEVELOPMENT	548.00	01/25/2024	178050	R	HEARNE, DARLA	Reimbursement for 2024 Texas Library Association Conference registration for Darla Hearne. Texas Library Association does not accept Purchase Orders. Conference dates: April 16 - 19, 2024. Payment will be made with Darla Hearne's personal credit card once Purchase Order is approved. DIPLOMA FEE
11000	2400	55915	OPERATIONAL	13.66	01/25/2024	178051	R	HEREF JONES LLC	

FUND	FUNC	OBJ	ACCOUNT DESCRIPTION	AMOUNT	CHECK DATE	CHECK NUMBER	CHEQUE TYPE	CHEQUE VENDOR	INVOICE DESCRIPTION
11000	1000	55813	FUND/SUPPORT-SCHOOL ADMIN/OTHER CONTRACT SERVICES	98.99	01/25/2024	178052	R	HIGHTOWER-WILSON, BR Meals for Admin 23/24	
11000	1000	55915	TRAVEL-NON-TEACHERS OPERATIONAL	47.95	01/25/2024	178053	R	HILL, RICKY	EAGLE BB VS LAS CRUCES
11000	1000	55915	FUND/INSTRUCTION/OTHER ER CONTRACT SERVICES	47.95	01/25/2024	178053	R	HILL, RICKY	EAGLE BB VS LOS LUNAS
11000	1000	55915	OPERATIONAL	55.00	01/25/2024	178054	R	HOBBS, BILLY	EAGLE BB VS LOS LUNAS
11000	2200	56114	FUND/INSTRUCTION/OTHER ER CONTRACT SERVICES	1,297.40	01/25/2024	178055	R	J APPLESEED	BOOKS
11000	2300	55813	FUND/SUPPORT-GENERAL OPERATIONAL	79.38	01/25/2024	178056	R	KW FUELS INC	FUEL EXPENSE: 12/31/23
11000	2200	55813	FUND/SUPPORT-GENERAL ADMIN/EMP. TRAVEL-NON-TEACHERS OPERATIONAL	55.92	01/25/2024	178056	R	KW FUELS INC	FUEL EXPENSE: 12/31/23
11000	2400	55813	FUND/SUPPORT-GENERAL TION/EMP. TRAVEL-NON-TEACHERS OPERATIONAL	130.22	01/25/2024	178056	R	KW FUELS INC	FUEL EXPENSE: 12/31/23
11000	1000	55817	FUND/INSTRUCTION/STUDENT TRAVEL OPERATIONAL	249.64	01/25/2024	178056	R	KW FUELS INC	FUEL EXPENSE: 12/31/23
11000	2200	55813	OPERATIONAL	78.83	01/25/2024	178056	R	KW FUELS INC	FUEL EXPENSE: 12/31/23

FUND	FUNC	OBJ	ACCOUNT DESCRIPTION	AMOUNT	CHECK DATE	CHECK NUMBER	CHEQUE TYPE	CHEQUE VENDOR	INVOICE DESCRIPTION
11000	2300	55813	FUND/SUPPORT-INSTRUCTION/EMP. TRAVEL-NON-TEACHERS OPERATIONAL	36.07	01/25/2024	178056	R	KW FUELS INC	FUEL EXPENSE: 12/31/23
11000	1000	55915	FUND/SUPPORT-GENERAL ADMIN/EMP. TRAVEL-NON-TEACHERS OPERATIONAL	58.61	01/25/2024	178057	R	LUNSFORD, MARGIE	EAGLE BB VS LAS CRUCES
11000	1000	55915	FUND/INSTRUCTION/OTHER ER CONTRACT SERVICES	47.95	01/25/2024	178057	R	LUNSFORD, MARGIE	WRESTLING VS CLOVIS
11000	1000	55915	FUND/INSTRUCTION/OTHER ER CONTRACT SERVICES	58.61	01/25/2024	178057	R	LUNSFORD, MARGIE	EAGLE BB VS LOS LUNAS
11000	1000	55915	FUND/INSTRUCTION/OTHER ER CONTRACT SERVICES	95.91	01/25/2024	178057	R	LUNSFORD, MARGIE	WRESTLING MART PRATT INVITE
11000	1000	55915	FUND/INSTRUCTION/OTHER ER CONTRACT SERVICES	47.95	01/25/2024	178057	R	LUNSFORD, MARGIE	WRESTLING VS ROSWELL
11000	1000	55915	FUND/INSTRUCTION/OTHER ER CONTRACT SERVICES	590.00	01/25/2024	178058	R	MABRY, MARK	WRESTLING MART PRATT INVITE
11000	1000	55915	FUND/INSTRUCTION/OTHER ER CONTRACT SERVICES	26.64	01/25/2024	178059	R	MARTINEZ, NEIDYN	EAGLE BB VS LAS CRUCES
11000	1000	55915	FUND/INSTRUCTION/OTHER ER CONTRACT SERVICES	55.00	01/25/2024	178060	R	MCGAHA, HERSHEL	HFHS BOYS/GIRLS BB VS CLOVIS

FUND	FUNC	OBJ	ACCOUNT DESCRIPTION	AMOUNT	CHECK DATE	CHECK NUMBER	CHEQUE TYPE	CHEQUE VENDOR	INVOICE DESCRIPTION
11000	1000	55915	OPERATIONAL FUND/INSTRUCTION/OTH ER CONTRACT SERVICES	55.00	01/25/2024	178060	R	MCGAHA, HERSHEL	HFHS BOYS/GIRLS BB VS CLOVIS
11000	1000	55915	OPERATIONAL FUND/INSTRUCTION/OTH ER CONTRACT SERVICES	55.00	01/25/2024	178060	R	MCGAHA, HERSHEL	EAGLE BB VS LAS CRUCES
11000	1000	56118	OPERATIONAL FUND/INSTRUCTION/SUP PLIES/MATERIALS	1,299.35	01/25/2024	178061	R	MOUNTAIN MATH/LANGUA	Student Math Centers Materials.
11000	1000	56118	OPERATIONAL FUND/INSTRUCTION/SUP PLIES/MATERIALS	299.85	01/25/2024	178061	R	MOUNTAIN MATH/LANGUA	SUPPLIES
11000	1000	56118	OPERATIONAL FUND/INSTRUCTION/SUP PLIES/MATERIALS	75.00	01/25/2024	178062	R	NEW MEXICO FFA ASSOC	2024 STATE PARLIAMENTARY PROCEDURE TEAM REGISTRATION
11000	1000	55915	OPERATIONAL FUND/INSTRUCTION/OTH ER CONTRACT SERVICES	187.50	01/25/2024	178063	R	OMG PRINTING INC	PRINTING: MILLS PROGRAMS
11000	2400	56118	OPERATIONAL FUND/SUPPORT-SCHOOL ADMIN/SUPPLIES/MATER IALS	198.00	01/25/2024	178063	R	OMG PRINTING INC	HEIZER SUPPLIES/ENVELOPES
11000	1000	55915	OPERATIONAL FUND/INSTRUCTION/OTH ER CONTRACT SERVICES	115.00	01/25/2024	178064	R	PARR, STEPHEN	EAGLE BB VS LAS CRUCES
11000	1000	55915	OPERATIONAL FUND/INSTRUCTION/OTH ER CONTRACT SERVICES	55.00	01/25/2024	178065	R	PETERSON, DERREK	HFHS BOYS/GIRLS BB VS GODDARD
11000	1000	55915	OPERATIONAL FUND/INSTRUCTION/OTH ER CONTRACT SERVICES	55.00	01/25/2024	178065	R	PETERSON, DERREK	HFHS BOYS/GIRLS BB VS GODDARD
11000	1000	55915	OPERATIONAL FUND/INSTRUCTION/OTH ER CONTRACT SERVICES	55.00	01/25/2024	178065	R	PETERSON, DERREK	EAGLE BB VS LOS LUNAS

FUND	FUNC	OBJ	ACCOUNT DESCRIPTION	AMOUNT	CHECK DATE	CHECK NUMBER	CHE TYP	CHE VENDOR	INVOICE DESCRIPTION
			ER CONTRACT SERVICES						
11000	1000	56118	OPERATIONAL	652.50	01/25/2024	178066	R	ROCHESTER 100 INC	Nicky's communication Folders
			FUND/INSTRUCTION/SUP PLIES/MATERIALS						
11000	1000	56118	OPERATIONAL	1,033.50	01/25/2024	178066	R	ROCHESTER 100 INC	Nicky folders for student parent communication
			FUND/INSTRUCTION/SUP PLIES/MATERIALS						
11000	1000	55915	OPERATIONAL	85.25	01/25/2024	178067	R	ROMERO, ALEXANDRA	GIRLS BB VS FARMINGTON
			FUND/INSTRUCTION/OTH						
			ER CONTRACT SERVICES						
11000	1000	55915	OPERATIONAL	58.61	01/25/2024	178068	R	ROSALEZ, MARIA	EAGLE BB VS LAS CRUCES
			FUND/INSTRUCTION/OTH						
			ER CONTRACT SERVICES						
11000	1000	55915	OPERATIONAL	58.61	01/25/2024	178068	R	ROSALEZ, MARIA	EAGLE BB VS LOS LUNAS
			FUND/INSTRUCTION/OTH						
			ER CONTRACT SERVICES						
11000	1000	55915	OPERATIONAL	85.25	01/25/2024	178069	R	SALAZAR, ANTHONY	GIRLS BB VS FARMINGTON
			FUND/INSTRUCTION/OTH						
			ER CONTRACT SERVICES						
11000	1000	55915	OPERATIONAL	74.59	01/25/2024	178070	R	SALAZAR, LIZ	GIRLS BB VS FARMINGTON
			FUND/INSTRUCTION/OTH						
			ER CONTRACT SERVICES						
11000	1000	56118	OPERATIONAL	584.76	01/25/2024	178071	R	SCHOOL SPECIALTY LLC	EASEL
			FUND/INSTRUCTION/SUP PLIES/MATERIALS						
11000	1000	56118	OPERATIONAL	-584.76	01/25/2024	178071	R	SCHOOL SPECIALTY LLC	CREDIT: DAMAGED EASEL #208132933271
			FUND/INSTRUCTION/SUP PLIES/MATERIALS						
11000	1000	56118	OPERATIONAL	584.76	01/25/2024	178071	R	SCHOOL SPECIALTY LLC	REPLACEMENT EASEL: HEIZER
			FUND/INSTRUCTION/SUP PLIES/MATERIALS						
11000	1000	56118	OPERATIONAL	37.30	01/25/2024	178071	R	SCHOOL SPECIALTY LLC	Specialty/Gonzales/math
			FUND/INSTRUCTION/SUP						

FUND	FUNC	OBJ	ACCOUNT DESCRIPTION	AMOUNT	CHECK DATE	CHECK NUMBER	CHE TYP	CHE VENDOR	INVOICE DESCRIPTION
11000	1000	53330	PLIES/MATERIALS OPERATIONAL	700.00	01/25/2024	178072	R	SHAW, CHARLOTTE	supplies CHARLOTTE SHAW: TUITION
11000	1000	55915	FUND/INSTRUCTION/PRO FESSONAL DEVELOPMENT OPERATIONAL	55.00	01/25/2024	178073	R	SIMPSON, KEITH	REIMBURSEMENT HFHS BOYS/GIRLS BB VS ROSWELL
11000	1000	55915	FUND/INSTRUCTION/OTH ER CONTRACT SERVICES	55.00	01/25/2024	178073	R	SIMPSON, KEITH	HFHS BOYS/GIRLS BB VS ROSWELL
11000	1000	55915	FUND/INSTRUCTION/OTH ER CONTRACT SERVICES	55.00	01/25/2024	178073	R	SIMPSON, KEITH	HFHS BOYS/GIRLS BB VS CLOVIS
11000	1000	55915	FUND/INSTRUCTION/OTH ER CONTRACT SERVICES	55.00	01/25/2024	178073	R	SIMPSON, KEITH	HFHS BOYS/GIRLS BB VS CLOVIS
11000	1000	55915	FUND/INSTRUCTION/OTH ER CONTRACT SERVICES	55.00	01/25/2024	178073	R	SIMPSON, KEITH	HFHS BOYS/GIRLS BB VS ARTESIA WHITE
11000	1000	55915	FUND/INSTRUCTION/OTH ER CONTRACT SERVICES	55.00	01/25/2024	178073	R	SIMPSON, KEITH	HFHS BOYS/GIRLS BB VS ARTESIA WHITE
11000	1000	55915	FUND/INSTRUCTION/OTH ER CONTRACT SERVICES	55.00	01/25/2024	178073	R	SIMPSON, KEITH	HFHS BOYS/GIRLS BB VS GODDARD
11000	1000	55915	FUND/INSTRUCTION/OTH ER CONTRACT SERVICES	55.00	01/25/2024	178073	R	SIMPSON, KEITH	HFHS BOYS/GIRLS BB VS GODDARD
11000	2500	53330	FUND/CENTRAL OPERATIONAL	183.53	01/25/2024	178074	R	SKYWARD ACCOUNTING D	Skyward registration Training Online for Human Resources

FUND	FUNC	OBJ	ACCOUNT DESCRIPTION	AMOUNT	CHECK DATE	CHECK NUMBER	CHEQUE TYPE	CHEQUE VENDOR	INVOICE DESCRIPTION
			SERVICES/PROFESSIONAL DEVELOPMENT						Department
11000	1000	55915	OPERATIONAL	125.00	01/25/2024	178075	R	SOLIS, DAVID	EAGLE BB VS LAS CRUCES
			FUND/INSTRUCTION/OTHER CONTRACT SERVICES						
11000	1000	55813	OPERATIONAL	180.52	01/25/2024	178076	R	SORIA, JEREMY	Meals for Admin 23/24
			FUND/INSTRUCTION/EMPLOYEE TRAVEL-NON-TEACHERS						
11000	1000	55915	OPERATIONAL	125.00	01/25/2024	178077	R	SWEET, DAVID	EAGLE BB VS LOS LUNAS
			FUND/INSTRUCTION/OTHER CONTRACT SERVICES						
11000	1000	56118	OPERATIONAL	845.00	01/25/2024	178078	R	TENNIS OUTLET	TENNIS BALLS
			FUND/INSTRUCTION/SUPPLIES/MATERIALS						
11000	1000	53330	OPERATIONAL	860.00	01/25/2024	178079	R	TEXAS MUSIC EDUCATOR	TMEA Conference Registration
			FUND/INSTRUCTION/PROFESSIONAL DEVELOPMENT						
11000	1000	56118	OPERATIONAL	672.70	01/25/2024	178080	R	TRAVEL UNLIMITED	Plane Flight Ticket to Seattle for Geni Cavanaugh for the NSPRA Convention (July 13-17, 2024)
			FUND/INSTRUCTION/SUPPLIES/MATERIALS						
11000	1000	53711	OPERATIONAL	385.79	01/25/2024	178081	R	UNITED SUPERMARKETS	BOYS BASKETBALL SUPPLIES/SNACKS
			FUND/INSTRUCTION/OTHER CHARGES						
11000	1000	56118	OPERATIONAL	124.20	01/25/2024	178081	R	UNITED SUPERMARKETS	CULINARY ARTS SUPPLIES
			FUND/INSTRUCTION/SUPPLIES/MATERIALS						
11000	1000	56118	OPERATIONAL	383.03	01/25/2024	178081	R	UNITED SUPERMARKETS	CULINARY ARTS SUPPLIES
			FUND/INSTRUCTION/SUPPLIES/MATERIALS						
11000	1000	56118	OPERATIONAL	16.99	01/25/2024	178081	R	UNITED SUPERMARKETS	CULINARY ARTS SUPPLIES
			FUND/INSTRUCTION/SUPPLIES/MATERIALS						
11000	1000	56118	OPERATIONAL	13.77	01/25/2024	178081	R	UNITED SUPERMARKETS	CULINARY ARTS SUPPLIES
			FUND/INSTRUCTION/SUPPLIES/MATERIALS						

FUND	FUNC	OBJ	ACCOUNT DESCRIPTION	AMOUNT	CHECK DATE	CHECK NUMBER	CHEQUE TYPE	CHECK VENDOR	INVOICE DESCRIPTION
11000	1000	56118	PLIES/MATERIALS OPERATIONAL	58.78	01/25/2024	178081	R	UNITED SUPERMARKETS	CULINARY ARTS SUPPLIES
11000	1000	56118	FUND/INSTRUCTION/SUP PLIES/MATERIALS OPERATIONAL	125.68	01/25/2024	178081	R	UNITED SUPERMARKETS	CULINARY ARTS SUPPLIES
11000	1000	55915	FUND/INSTRUCTION/OTH ER CONTRACT SERVICES OPERATIONAL	85.25	01/25/2024	178082	R	VASQUEZ, MATTHEW	GIRLS BB VS FARMINGTON
11000	1000	55915	FUND/INSTRUCTION/OTH ER CONTRACT SERVICES OPERATIONAL	125.00	01/25/2024	178083	R	VELAZCO, HECTOR	EAGLE BB VS LAS CRUCES
11000	1000	56118	FUND/INSTRUCTION/SUP PLIES/MATERIALS OPERATIONAL	954.33	01/25/2024	178084	R	WEST MUSIC COMPANY I	Elementary Music Resources 23-24, Southern Heights
11000	2400	56118	FUND/SUPPORT-SCHOOL ADMIN/SUPPLIES/MATER IALS OPERATIONAL	12.75	01/25/2024	178085	R	WINNER'S WORLD	NAME PLATES: MILLS
11000	1000	55915	FUND/INSTRUCTION/OTH ER CONTRACT SERVICES OPERATIONAL	55.00	01/25/2024	178086	R	WRIGHT, KEITH	HFHS BOYS/GIRLS BB VS ARTESIA ORANGE
11000	1000	55915	FUND/INSTRUCTION/OTH ER CONTRACT SERVICES OPERATIONAL	55.00	01/25/2024	178086	R	WRIGHT, KEITH	HFHS BOYS/GIRLS BB VS ARTESIA ORANGE
11000	1000	55915	FUND/INSTRUCTION/OTH ER CONTRACT SERVICES OPERATIONAL	55.00	01/25/2024	178086	R	WRIGHT, KEITH	HFHS BOYS/GIRLS BB VS CLOVIS
11000	1000	55915	FUND/INSTRUCTION/OTH ER CONTRACT SERVICES OPERATIONAL	55.00	01/25/2024	178086	R	WRIGHT, KEITH	HFHS BOYS/GIRLS BB VS CLOVIS
11000	1000	55915	FUND/INSTRUCTION/OTH ER CONTRACT SERVICES OPERATIONAL	55.00	01/25/2024	178087	R	WRIGHT, KENNY	HFHS BOYS/GIRLS BB VS ARTESIA

MONTHLY BOARD REPORT - EXPENDITURES (Dates: 01/01/24 - 01/31/24)

FUND	FUNC	OBJ	ACCOUNT DESCRIPTION	AMOUNT	CHECK DATE	CHECK NUMBER	CHEQUE TYPE	CHEQUE VENDOR	INVOICE DESCRIPTION
			FUND/INSTRUCTION/OTH						WHTIE
			ER CONTRACT SERVICES						
11000	1000	55915	OPERATIONAL	55.00	01/25/2024	178087	R	WRIGHT, KENNY	HFHS BOYS/GIRLS BB VS ARTESIA
			FUND/INSTRUCTION/OTH						WHTIE
			ER CONTRACT SERVICES						
11000	1000	55915	OPERATIONAL	55.00	01/25/2024	178087	R	WRIGHT, KENNY	EAGLE BB VS LOS LUNAS
			FUND/INSTRUCTION/OTH						
			ER CONTRACT SERVICES						
11000	0000	24201	OPERATIONAL	4,237,688.35	01/29/2024	178088	R	HMS PAYROLL	PR 1-31-24 (12/16 TO 1/19)
			FUND/REVENUE/BALANCE SHEET/INTERFUND						
			DUE TO						
13000	0000	24201	TRANSPORTATION/REVENUE/BALANCE	4,428.84	01/29/2024	178088	R	HMS PAYROLL	PR 1-31-24 (12/16 TO 1/19)
			SHEET/INTERFUND						
			DUE TO						
11000	1000	55915	OPERATIONAL	31,702.34	01/11/2024	232400121	A	ATVANTAGE SAFETY & C Athletic Trainer Services	
			FUND/INSTRUCTION/OTH						
			ER CONTRACT SERVICES						
11000	2100	53213	OPERATIONAL	2,034.81	01/11/2024	232400122	A	HEALING HANDS OCCUPA OT Services	
			FUND/SUPPORT-STUDENT S/OCCUP.						
			THERAPIST-CONTRACT						
11000	2100	53213	OPERATIONAL	3,105.76	01/11/2024	232400123	A	HELPING HEARTS THERA OT SERVICES	
			FUND/SUPPORT-STUDENT S/OCCUP.						
			THERAPIST-CONTRACT						
11000	2100	53213	OPERATIONAL	4,787.32	01/11/2024	232400124	A	NEW HORIZONS THERAPY OT SERVICES	
			FUND/SUPPORT-STUDENT S/OCCUP.						
			THERAPIST-CONTRACT						
11000	2500	56118	OPERATIONAL	2,030.00	01/11/2024	232400125	A	PURCHASE POWER	POSTAGE PURCHASE #8000.9090.0374.0920
			FUND/CENTRAL SERVICES/SUPPLIES/MATERIALS						

FUND	FUNC	OBJ	ACCOUNT DESCRIPTION	AMOUNT	CHECK DATE	CHECK NUMBER	CHEQ TYP	CHEQ VENDOR	INVOICE DESCRIPTION
11000	1000	56118	OPERATIONAL	774.00	01/11/2024	232400126	A	QUILL CORPORATION	SUPPLIES
			FUND/INSTRUCTION/SUP PLIES/MATERIALS						
11000	2100	53217	OPERATIONAL	5,674.46	01/11/2024	232400127	A	SOLIANT HEALTH LLC	SLI SERVICES
			FUND/SUPPORT-STUDENT S/INTERPRETERS						
11000	2100	53217	OPERATIONAL	5,344.21	01/11/2024	232400127	A	SOLIANT HEALTH LLC	SLI SERVICES
			FUND/SUPPORT-STUDENT S/INTERPRETERS						
11000	2100	53217	OPERATIONAL	2,358.30	01/11/2024	232400127	A	SOLIANT HEALTH LLC	SLI SERVICES
			FUND/SUPPORT-STUDENT S/INTERPRETERS						
11000	2100	53217	OPERATIONAL	5,447.48	01/11/2024	232400127	A	SOLIANT HEALTH LLC	SLI SERVICES
			FUND/SUPPORT-STUDENT S/INTERPRETERS						
11000	2100	53217	OPERATIONAL	2,421.10	01/11/2024	232400127	A	SOLIANT HEALTH LLC	SLI SERVICES
			FUND/SUPPORT-STUDENT S/INTERPRETERS						
11000	2100	53215	OPERATIONAL	3,556.52	01/11/2024	232400127	A	SOLIANT HEALTH LLC	PSYCHOLOGIST SERVICES
			FUND/SUPPORT-STUDENT S/PSYCHOLOGIST-CONTR ACTED						
11000	2100	53215	OPERATIONAL	3,556.52	01/11/2024	232400127	A	SOLIANT HEALTH LLC	PSYCHOLOGIST SERVICES
			FUND/SUPPORT-STUDENT S/PSYCHOLOGIST-CONTR ACTED						
11000	2100	53212	OPERATIONAL	3,666.82	01/11/2024	232400127	A	SOLIANT HEALTH LLC	SLP SERVICES
			FUND/SUPPORT-STUDENT S/SPEECH THERAPIST-CONTRACT						
11000	2100	53212	OPERATIONAL	3,666.82	01/11/2024	232400127	A	SOLIANT HEALTH LLC	SLP SERVICES
			FUND/SUPPORT-STUDENT S/SPEECH THERAPIST-CONTRACT						
11000	2100	53213	OPERATIONAL	4,103.99	01/11/2024	232400128	A	SOUTER, SUZI	OT SERVICES
			FUND/SUPPORT-STUDENT S/OCCUP . THERAPIST-CONTRACT						
11000	2100	53217	OPERATIONAL	3,283.87	01/11/2024	232400129	A	SUNBELT STAFFING LLC	SLI SERVICES
			FUND/SUPPORT-STUDENT S/OCCUP . THERAPIST-CONTRACT						

FUND	FUNC	OBJ	ACCOUNT DESCRIPTION	AMOUNT	CHECK DATE	CHECK NUMBER	CHEQ TYPE	CHEQ VENDOR	INVOICE DESCRIPTION
11000	2100	53217	FUND/SUPPORT-STUDENT S/INTERPRETERS	3,090.15	01/11/2024	232400129	A	SUNBELT STAFFING LLC	SLI SERVICES
11000	2100	53213	FUND/SUPPORT-STUDENT S/INTERPRETERS	26,572.00	01/11/2024	232400130	A	THERAPY SOLUTIONS IN OT	SERVICES
11000	1000	55817	OPERATIONAL THERAPIST-CONTRACT	1,579.26	01/18/2024	232400131	A	B & G TRANSPORTATION	TRANSPORTATION: ELEM FIELD TRIPS
13000	2700	54620	FUND/INSTRUCTION/STUDENT TRAVEL	23,174.50	01/18/2024	232400131	A	B & G TRANSPORTATION	Transportation Services for SY 2023-2024
13000	2700	55112	FUND/INSTRUCTION/STUDENT	253,205.30	01/18/2024	232400131	A	B & G TRANSPORTATION	Transportation Services for SY 2023-2024
11000	2100	53212	FUND/SUPPORT-STUDENT S/SPEECH THERAPIST-CONTRACT	7,608.56	01/18/2024	232400132	A	CHAPIN SPEECH SERVIC	SLP SERVICES
11000	1000	56118	OPERATIONAL	934.00	01/18/2024	232400133	A	ID WHOLESALER	RIBBON
11000	2100	53213	FUND/INSTRUCTION/SUPPLIES/MATERIALS	9,446.77	01/18/2024	232400134	A	LEA OT SERVICES LLC	OT SERVICES
11000	2100	53212	FUND/SUPPORT-STUDENT THERAPIST-CONTRACT	7,192.97	01/18/2024	232400135	A	PRESTIGE SPEECH THER	SLP SERVICES
11000	1000	56118	OPERATIONAL	853.14	01/18/2024	232400136	A	QUILL CORPORATION	SUPPLIES
11000	1000	56118	FUND/INSTRUCTION/SUPPLIES/MATERIALS	43.69	01/18/2024	232400136	A	QUILL CORPORATION	SUPPLIES

FUND	FUNC	OBJ	ACCOUNT	DESCRIPTION	AMOUNT	CHECK	DATE	CHECK	CHE	NUMBER	TYP	VENDOR	INVOICE	DESCRIPTION
11000	2100	53212	FUND/INSTRUCTION/SUP	PLIES/MATERIALS	12,404.46	01/25/2024	232400137	A	ALARID, CYNTHIA				SLP SERVICES	
11000	1000	55915	FUND/INSTRUCTION/OTH	ER CONTRACT	55.00	01/25/2024	232400138	A	FLOREZ, MARTIN				HFHS BOYS/GIRLS BB VS ROSWELL	
11000	1000	55915	FUND/INSTRUCTION/OTH	ER CONTRACT	55.00	01/25/2024	232400138	A	FLOREZ, MARTIN				HFHS BOYS/GIRLS BB VS ROSWELL	
11000	2100	53213	FUND/SUPPORT-STUDENT	S/OCCUP.	4,819.29	01/25/2024	232400139	A	HEALING HANDS OCCUPA				OT SERVICES	
11000	2100	53213	FUND/SUPPORT-STUDENT	S/OCCUP.	4,283.81	01/25/2024	232400140	A	HELPING HEARTS THERA				OT SERVICES	
11000	2100	53213	FUND/SUPPORT-STUDENT	S/OCCUP.	7,491.34	01/25/2024	232400141	A	NEW HORIZONS THERAPY				OT SERVICES	
11000	1000	56118	FUND/INSTRUCTION/SUP	PLIES/MATERIALS	2,112.49	01/25/2024	232400142	A	QUILL CORPORATION				SUPPLIES: VISUAL ARTS	STUDENTS WILL ROGERS
11000	1000	56118	FUND/INSTRUCTION/SUP	PLIES/MATERIALS	99.99	01/25/2024	232400142	A	QUILL CORPORATION				STOOL	
11000	1000	56118	FUND/INSTRUCTION/SUP	PLIES/MATERIALS	-99.99	01/25/2024	232400142	A	QUILL CORPORATION				CREDIT: STOOL #35694173	
11000	1000	56118	FUND/INSTRUCTION/SUP	PLIES/MATERIALS	169.18	01/25/2024	232400142	A	QUILL CORPORATION				SUPPLIES: VISUAL ARTS/S	HEIGHTS
11000	2100	53213	FUND/INSTRUCTION/SUP	PLIES/MATERIALS	3,307.43	01/25/2024	232400143	A	SOUTER, SUZI				OT SERVICES	

FUND	FUNC	OBJ	ACCOUNT DESCRIPTION	AMOUNT	CHECK DATE	CHECK NUMBER	CHEQUE TYPE	CHECK DESCRIPTION	INVOICE DESCRIPTION
			FUND/SUPPORT-STUDENT S/OCCUP.						
			THERAPIST-CONTRACT						
27149	0000	24201	PRE-K STATE	36,184.92	01/10/2024	6463	R	HMS PAYROLL	PR 1-12-24 (12/9-12/15)
			GRANT/REVENUE/BALANCE						
			E SHEET/INTERFUND						
			DUE TO						
27502	0000	24201	CAREER TECHNICAL EDUCATION	2,217.65	01/10/2024	6463	R	HMS PAYROLL	PR 1-12-24 (12/9-12/15)
			PRO/REVENUE/BALANCE						
			SHEET/INTERFUND DUE TO						
27407	0000	24201	FAMILY INCOME	4,144.40	01/10/2024	6463	R	HMS PAYROLL	PR 1-12-24 (12/9-12/15)
			INDEX/REVENUE/BALANCE						
			E SHEET/INTERFUND						
			DUE TO						
27552	0000	24201	INNOVATION	5,675.80	01/10/2024	6463	R	HMS PAYROLL	PR 1-12-24 (12/9-12/15)
			ZONE/REVENUE/BALANCE						
			SHEET/INTERFUND						
			DUE TO						
27107	2200	56114	2012 GOB PUBLIC SCHOOL	555.34	01/11/2024	6464	R	BARNES & NOBLE BOOKS LIBRARY BOOKS	
			LIBRARY/SUPPORT-INST						
			RUCTION/LIBRARY/AUDI						
			O VISUAL						
27107	2200	56114	2012 GOB PUBLIC SCHOOL	-20.30	01/11/2024	6464	R	BARNES & NOBLE BOOKS LIBRARY BOOK ORDER CREDIT	
			LIBRARY/SUPPORT-INST						
			RUCTION/LIBRARY/AUDI						
			O VISUAL						
27107	2200	56114	2012 GOB PUBLIC SCHOOL	11.89	01/11/2024	6464	R	BARNES & NOBLE BOOKS LIBRARY BOOK ORDER	
			LIBRARY/SUPPORT-INST						
			RUCTION/LIBRARY/AUDI						
			O VISUAL						
27107	2200	56114	2012 GOB PUBLIC SCHOOL	-34.99	01/11/2024	6464	R	BARNES & NOBLE BOOKS LIBRARY BOOK ORDER CREDIT	
			LIBRARY/SUPPORT-INST						
			RUCTION/LIBRARY/AUDI						

MONTHLY BOARD REPORT - EXPENDITURES (Dates: 01/01/24 - 01/31/24) PAGE: 126

FUND	FUNC	OBJ	ACCOUNT DESCRIPTION	AMOUNT	CHECK DATE	CHECK NUMBER	CHEQUE TYPE	CHEQUE VENDOR	INVOICE DESCRIPTION
27107	2200	56114	0 VISUAL 2012 GOB PUBLIC SCHOOL	34.99	01/11/2024	6464	R	BARNES & NOBLE BOOKS	LIBRARY BOOK ORDER
27407	1000	56118	LIBRARY/SUPPORT-INST RUCTION/LIBRARY/AUDI O VISUAL FAMILY INCOME	206.94	01/11/2024	6465	R	REALLY GOOD STUFF IN	SUPPLIES
27502	1000	56118	INDEX/INSTRUCTION/SU PLIES/MATERIALS CAREER TECHNICAL	313.02	01/11/2024	6466	R	UNITED SUPERMARKETS	CULINARY ARTS SUPPLIES: CTECH
27502	1000	56118	EDUCATION PRO/INSTRUCTION/SUPP LIES/MATERIALS CAREER TECHNICAL	94.00	01/11/2024	6466	R	UNITED SUPERMARKETS	CULINARY ARTS SUPPLIES: CTECH
27502	1000	56118	EDUCATION PRO/INSTRUCTION/SUPP LIES/MATERIALS CAREER TECHNICAL	77.14	01/11/2024	6466	R	UNITED SUPERMARKETS	CULINARY ARTS SUPPLIES: CTECH
27502	1000	56118	EDUCATION PRO/INSTRUCTION/SUPP LIES/MATERIALS CAREER TECHNICAL	430.07	01/18/2024	6467	R	LINCOLN ELECTRIC COM	SUPPLIES
27502	1000	56118	EDUCATION PRO/INSTRUCTION/SUPP LIES/MATERIALS CAREER TECHNICAL	266.55	01/25/2024	6468	R	LABATT FOOD SERVICE	Food service for culinary
27149	0000	24201	GRANT/REVENUE/BALANC E SHEET/INTERFUND DUE TO	37,404.03	01/29/2024	6469	R	HMS PAYROLL	PR 1-31-24 (12/16 TO 1/19)
27502	0000	24201	EDUCATION PRO/REVENUE/BALANCE SHEET/INTERFUND DUE TO	2,216.96	01/29/2024	6469	R	HMS PAYROLL	PR 1-31-24 (12/16 TO 1/19)
27407	0000	24201	FAMILY INCOME	5,227.89	01/29/2024	6469	R	HMS PAYROLL	PR 1-31-24 (12/16 TO 1/19)

FUND	FUNC	OBJ	ACCOUNT DESCRIPTION	AMOUNT	CHECK DATE	CHECK CHE NUMBER	CHE TYP	VENDOR	INVOICE DESCRIPTION
			INDEX/REVENUE/BALANC						
			E SHEET/INTERFUND						
			DUE TO						
27552	0000	24201	INNOVATION	11,392.74	01/29/2024	6469	R	HMS PAYROLL	PR 1-31-24 (12/16 TO 1/19)
			ZONE/REVENUE/BALANCE						
			SHEET/INTERFUND						
			DUE TO						

17,700,451.10 Totals for checks

F U N D S U M M A R Y

<u>FUND DESCRIPTION</u>	<u>BALANCE SHEET</u>	<u>REVENUE</u>	<u>EXPENSE</u>	<u>TOTAL</u>
11000 OPERATIONAL FUND	8,363,526.16	0.00	714,736.09	9,078,262.25
13000 TRANSPORTATION	8,857.68	0.00	276,379.80	285,237.48
21000 FOOD SERVICE	407,863.69	0.00	170,665.39	578,529.08
22000 ATHLETICS	0.00	0.00	12,044.54	12,044.54
23000 ACTIVITY	35,739.06	0.00	71,181.22	106,920.28
24101 TITLE I	5,219,740.12	0.00	2,665.19	5,222,405.31
24106 ENTITLEMENT-HOBB	154,330.92	0.00	0.00	154,330.92
24119 CCLC 21ST CENTURY GRANT	54,913.49	0.00	18,412.90	73,326.39
24153 TITLE III	0.00	0.00	5,500.00	5,500.00
24154 TITLE IIA	9,543.09	0.00	18,920.00	28,463.09
24174 CARL PERKINS-CURRENT	0.00	0.00	35,128.53	35,128.53
24189 STUDENT SUPP--ACADEMIC ACHIEVE	12,116.18	0.00	21,642.95	33,759.13
24190 ATSI	-2.48	0.00	0.00	-2.48
24301 CARES FUNDS	0.00	0.00	4,138.73	4,138.73
24330 ARP - ESSRII	43,103.40	0.00	378,136.40	421,239.80
24333 NEAR PEER TUTORING	180.00	0.00	0.00	180.00
24355 HOMELESS	0.00	0.00	8,715.41	8,715.41
25153 MEDICAID FUND	172,941.83	0.00	0.00	172,941.83
27107 2012 GOB PUBLIC SCHOOL LIBRARY	0.00	0.00	546.93	546.93
27149 PRE-K STATE GRANT	73,588.95	0.00	0.00	73,588.95
27407 FAMILY INCOME INDEX	9,372.29	0.00	206.94	9,579.23
27502 CAREER TECHNICAL EDUCATION PRO	4,434.61	0.00	1,180.78	5,615.39
27552 INNOVATION ZONE	17,068.54	0.00	0.00	17,068.54
31100 BOND BUILDING	0.00	0.00	39,774.64	39,774.64
31600 HB33-4 MILL	0.00	0.00	1,002,418.24	1,002,418.24
31701 CAPITAL IMPROV - SB9 LOCAL	0.00	0.00	329,877.89	329,877.89
41000 DEFT SERVICE	0.00	0.00	861.00	861.00
*** Fund Summary Totals ***	14,587,317.53	0.00	3,113,133.57	17,700,451.10

***** End of report *****

JOB			2023-24	2023-24	BUDGET AS	EXPENDED THIS	EXPENDED	BUDGET BAL	ENCUMBERANCE	UNENCUMBERED		
FUND	FUNC	OBJ	CLAS	OBJECT DESCRIP	FINAL BUDGET AP	TRANSFERS INC/DEC	ADJUSTED	QUARTER	TO DATE	AVAILABLE	TO DATE	BALANCE
11000				OPERATIONAL FUND								
11000	1000	51100	1411	BASE SALARIES	33,793,905.00	8,708.48	33,802,613.48	4,582,265.92	13,719,402.95	20,083,210.53		20,083,210.53
11000	1000	51100	1412	BASE SALARIES	5,625,528.00		5,625,528.00	837,588.73	2,598,746.30	3,026,781.70		3,026,781.70
11000	1000	51100	1413	BASE SALARIES	2,100,593.00		2,100,593.00	379,086.17	1,094,476.98	1,006,116.02		1,006,116.02
11000	1000	51100	1415	BASE SALARIES	2,569,172.00		2,569,172.00	431,524.86	1,268,857.86	1,300,314.14		1,300,314.14
11000	1000	51100	1416	BASE SALARIES	1,704,905.00		1,704,905.00	289,627.51	870,796.78	834,108.22		834,108.22
11000	1000	51100	1422	BASE SALARIES	129,441.00		129,441.00	22,721.06	70,458.62	58,982.38		58,982.38
11000	1000	51100	1610	BASE SALARIES	2,525,560.00		2,525,560.00	7,644.78	17,837.82	2,507,722.18		2,507,722.18
11000	1000	51100	1611	BASE SALARIES	2,500,000.00		2,500,000.00	166,667.50	746,396.11	1,753,603.89		1,753,603.89
11000	1000	51100	1618	BASE SALARIES	304,211.00		304,211.00	73,614.82	171,963.51	132,247.49		132,247.49
11000	1000	51100	1621	BASE SALARIES	1,027,824.00		1,027,824.00	4,336.00	13,008.00	1,014,816.00		1,014,816.00
11000	1000	51100	1711	BASE SALARIES	2,521,682.00		2,521,682.00	282,413.75	846,063.75	1,675,618.25		1,675,618.25
11000	1000	51100	1712	BASE SALARIES	2,947,450.00		2,947,450.00	487,236.96	1,540,014.54	1,407,435.46		1,407,435.46
11000	1000	51100	1713	BASE SALARIES	1,200,629.00		1,200,629.00	211,450.06	625,807.57	574,821.43		574,821.43
11000	1000	51200	1711	OVERTIME				2,317.70	2,359.84	2,359.84-		2,359.84-
11000	1000	51300	1411	ADDITIONAL COM	627,940.00		627,940.00	224,875.50	454,270.45	173,669.55		173,669.55
11000	1000	51300	1412	ADDITIONAL COM	191,030.00		191,030.00	29,991.71	90,178.48	100,851.52		100,851.52
11000	1000	51300	1413	ADDITIONAL COM	1,000.00		1,000.00	1,049.77	1,049.77	49.77-		49.77-
11000	1000	51300	1414	ADDITIONAL COM	1,500.00		1,500.00			1,500.00		1,500.00
11000	1000	51300	1415	ADDITIONAL COM	167,760.00		167,760.00	34,719.51	93,267.61	74,492.39		74,492.39
11000	1000	51300	1416	ADDITIONAL COM	124,765.00		124,765.00	20,512.09	72,643.25	52,121.75		52,121.75
11000	1000	51300	1618	ADDITIONAL COM	576,076.00		576,076.00	103,047.30	319,040.12	257,035.88		257,035.88
11000	1000	51300	1624	ADDITIONAL COM	8,018.00		8,018.00	7,730.06	42,394.77	34,376.77-		34,376.77-
11000	1000	51300	1711	ADDITIONAL COM				1,055.90	2,107.28	2,107.28-		2,107.28-
11000	1000	51300	1712	ADDITIONAL COM	113,609.00		113,609.00	24,611.41	73,815.28	39,793.72		39,793.72
11000	1000	51300	1713	ADDITIONAL COM	500.00		500.00	83.32	249.98	250.02		250.02
11000	1000	52111	0000	ERA				558.11	586.70	586.70-		586.70-
11000	1000	52111	1411	ERA	4,844,487.00		4,844,487.00	860,860.68	2,558,608.08	2,285,878.92		2,285,878.92
11000	1000	52111	1412	ERA	986,736.00		986,736.00	156,558.52	487,132.71	499,603.29		499,603.29
11000	1000	52111	1413	ERA	349,665.00		349,665.00	68,994.74	198,838.34	150,826.66		150,826.66
11000	1000	52111	1414	ERA	257.00		257.00			257.00		257.00
11000	1000	52111	1415	ERA	469,393.00		469,393.00	84,623.53	247,226.16	222,166.84		222,166.84
11000	1000	52111	1416	ERA	313,642.00		313,642.00	55,670.66	168,910.42	144,731.58		144,731.58
11000	1000	52111	1422	ERA	22,200.00		22,200.00	4,123.88	12,788.26	9,411.74		9,411.74
11000	1000	52111	1610	ERA	5,244.00		5,244.00	1,387.50	3,237.54	2,006.46		2,006.46
11000	1000	52111	1611	ERA				19,231.30	67,222.07	67,222.07-		67,222.07-
11000	1000	52111	1618	ERA	147,394.00		147,394.00	31,970.14	88,631.86	58,762.14		58,762.14
11000	1000	52111	1621	ERA	4,772.00		4,772.00	787.00	2,361.00	2,411.00		2,411.00
11000	1000	52111	1624	ERA	1,374.00		1,374.00	1,467.25	7,727.26	6,353.26-		6,353.26-

JOB			2023-24	2023-24	BUDGET AS	EXPENDED THIS	EXPENDED	BUDGET BAL	ENCUMBERANCE	UNENCUMBERED		
FUND	FUNC	OBJ	CLAS	OBJECT DESCRIP	FINAL BUDGET AP	TRANSFERS INC/DEC	ADJUSTED	QUARTER	TO DATE	AVAILABLE	TO DATE	BALANCE
11000				OPERATIONAL FUND								
11000	1000	52111	1711	ERA	259,213.00		259,213.00	51,870.64	154,371.88	104,841.12		104,841.12
11000	1000	52111	1712	ERA	496,803.00		496,803.00	92,900.16	292,909.30	203,893.70		203,893.70
11000	1000	52111	1713	ERA	186,060.00		186,060.00	38,393.45	113,629.89	72,430.11		72,430.11
11000	1000	52112	0000	ERA-RETIREE HE				61.50	64.65	64.65-		64.65-
11000	1000	52112	1411	ERA-RETIREE HE	565,062.00		565,062.00	96,483.72	283,587.36	281,474.64		281,474.64
11000	1000	52112	1412	ERA-RETIREE HE	115,071.00		115,071.00	17,351.69	53,778.74	61,292.26		61,292.26
11000	1000	52112	1413	ERA-RETIREE HE	40,783.00		40,783.00	7,602.71	21,910.57	18,872.43		18,872.43
11000	1000	52112	1414	ERA-RETIREE HE	30.00		30.00			30.00		30.00
11000	1000	52112	1415	ERA-RETIREE HE	54,741.00		54,741.00	9,324.91	27,242.55	27,498.45		27,498.45
11000	1000	52112	1416	ERA-RETIREE HE	36,594.00		36,594.00	6,213.96	18,692.55	17,901.45		17,901.45
11000	1000	52112	1422	ERA-RETIREE HE	2,589.00		2,589.00	454.40	1,409.12	1,179.88		1,179.88
11000	1000	52112	1610	ERA-RETIREE HE	612.00		612.00	152.94	356.86	255.14		255.14
11000	1000	52112	1611	ERA-RETIREE HE				57.60	162.00	162.00-		162.00-
11000	1000	52112	1618	ERA-RETIREE HE	17,217.00		17,217.00	3,523.03	9,757.14	7,459.86		7,459.86
11000	1000	52112	1621	ERA-RETIREE HE	556.00		556.00	86.72	260.16	295.84		295.84
11000	1000	52112	1624	ERA-RETIREE HE	159.00		159.00	160.72	846.84	687.84-		687.84-
11000	1000	52112	1711	ERA-RETIREE HE	30,222.00		30,222.00	5,715.74	17,010.52	13,211.48		13,211.48
11000	1000	52112	1712	ERA-RETIREE HE	57,917.00		57,917.00	10,237.26	32,258.32	25,658.68		25,658.68
11000	1000	52112	1713	ERA-RETIREE HE	21,690.00		21,690.00	4,230.58	12,521.06	9,168.94		9,168.94
11000	1000	52210	0000	FICA				189.27	198.09	198.09-		198.09-
11000	1000	52210	1411	FICA	1,740,912.00		1,740,912.00	274,887.87	831,021.61	909,890.39		909,890.39
11000	1000	52210	1412	FICA	356,712.00		356,712.00	51,965.53	161,175.04	195,536.96		195,536.96
11000	1000	52210	1413	FICA	126,410.00		126,410.00	22,600.65	65,232.19	61,177.81		61,177.81
11000	1000	52210	1414	FICA	93.00		93.00			93.00		93.00
11000	1000	52210	1415	FICA	169,691.00		169,691.00	27,957.10	81,608.96	88,082.04		88,082.04
11000	1000	52210	1416	FICA	113,392.00		113,392.00	18,391.06	55,499.02	57,892.98		57,892.98
11000	1000	52210	1422	FICA	8,026.00		8,026.00	1,312.67	4,087.85	3,938.15		3,938.15
11000	1000	52210	1610	FICA	1,766.00		1,766.00	453.09	1,060.65	705.35		705.35
11000	1000	52210	1611	FICA				174.10	497.75	497.75-		497.75-
11000	1000	52210	1618	FICA	52,094.00		52,094.00	10,582.65	29,346.65	22,747.35		22,747.35
11000	1000	52210	1621	FICA	1,725.00		1,725.00	268.84	806.52	918.48		918.48
11000	1000	52210	1624	FICA	496.00		496.00	470.00	2,498.89	2,002.89-		2,002.89-
11000	1000	52210	1711	FICA	93,720.00		93,720.00	17,074.71	50,880.35	42,839.65		42,839.65
11000	1000	52210	1712	FICA	179,576.00		179,576.00	30,496.08	96,473.48	83,102.52		83,102.52
11000	1000	52210	1713	FICA	67,263.00		67,263.00	12,630.99	37,379.96	29,883.04		29,883.04
11000	1000	52220	0000	MEDICARE				44.26	46.33	46.33-		46.33-
11000	1000	52220	1411	MEDICARE	407,324.00		407,324.00	66,964.05	197,029.89	210,294.11		210,294.11
11000	1000	52220	1412	MEDICARE	83,442.00		83,442.00	12,153.33	37,694.40	45,747.60		45,747.60

JOB		2023-24		2023-24		BUDGET AS	EXPENDED THIS	EXPENDED	BUDGET BAL	ENCUMBERANCE	UNENCUMBERED		
FUND	FUNC	OBJ	CLAS	OBJECT	DESCRIP	FINAL BUDGET AP	TRANSFERS INC/DEC	ADJUSTED	QUARTER	TO DATE	AVAILABLE	TO DATE	BALANCE
11000				OPERATIONAL FUND									
11000	1000	52220	1413	MEDICARE		29,562.00		29,562.00	5,285.78	15,256.17	14,305.83		14,305.83
11000	1000	52220	1414	MEDICARE		22.00		22.00			22.00		22.00
11000	1000	52220	1415	MEDICARE		39,698.00		39,698.00	6,538.43	19,086.23	20,611.77		20,611.77
11000	1000	52220	1416	MEDICARE		26,510.00		26,510.00	4,361.12	13,175.85	13,334.15		13,334.15
11000	1000	52220	1422	MEDICARE		1,876.00		1,876.00	306.98	956.00	920.00		920.00
11000	1000	52220	1610	MEDICARE		443.00		443.00	105.99	248.10	194.90		194.90
11000	1000	52220	1611	MEDICARE					2,412.55	10,818.80	10,818.80-		10,818.80-
11000	1000	52220	1618	MEDICARE		12,501.00		12,501.00	2,482.46	6,907.54	5,593.46		5,593.46
11000	1000	52220	1621	MEDICARE		403.00		403.00	62.88	188.64	214.36		214.36
11000	1000	52220	1624	MEDICARE		116.00		116.00	111.25	590.55	474.55-		474.55-
11000	1000	52220	1711	MEDICARE		21,906.00		21,906.00	3,993.33	11,901.25	10,004.75		10,004.75
11000	1000	52220	1712	MEDICARE		41,992.00		41,992.00	7,131.95	22,575.66	19,416.34		19,416.34
11000	1000	52220	1713	MEDICARE		15,725.00		15,725.00	2,954.04	8,741.02	6,983.98		6,983.98
11000	1000	52311	0000	HEALTH/MEDICAL					28,880.56	89,803.90	89,803.90-		89,803.90-
11000	1000	52311	1411	HEALTH/MEDICAL		2,482,671.00		2,482,671.00	567,301.02	1,791,098.30	691,572.70		691,572.70
11000	1000	52311	1412	HEALTH/MEDICAL		458,125.00		458,125.00	96,350.08	316,103.93	142,021.07		142,021.07
11000	1000	52311	1413	HEALTH/MEDICAL		213,616.00		213,616.00	50,841.77	154,898.80	58,717.20		58,717.20
11000	1000	52311	1415	HEALTH/MEDICAL		219,322.00		219,322.00	51,526.29	161,915.09	57,406.91		57,406.91
11000	1000	52311	1416	HEALTH/MEDICAL		158,748.00		158,748.00	38,805.90	121,590.72	37,157.28		37,157.28
11000	1000	52311	1422	HEALTH/MEDICAL		18,821.00		18,821.00	4,361.20	13,388.32	5,432.68		5,432.68
11000	1000	52311	1611	HEALTH/MEDICAL					2,580.90	6,474.26	6,474.26-		6,474.26-
11000	1000	52311	1618	HEALTH/MEDICAL		39,798.00		39,798.00	13,207.18	35,947.25	3,850.75		3,850.75
11000	1000	52311	1624	HEALTH/MEDICAL		416.00		416.00	101.29	402.99	13.01		13.01
11000	1000	52311	1711	HEALTH/MEDICAL		128,490.00		128,490.00	33,133.40	124,634.02	3,855.98		3,855.98
11000	1000	52311	1712	HEALTH/MEDICAL		276,387.00		276,387.00	69,154.24	240,137.44	36,249.56		36,249.56
11000	1000	52311	1713	HEALTH/MEDICAL		94,090.00		94,090.00	25,975.13	94,077.58	12.42		12.42
11000	1000	52312	1411	LIFE		73,254.00		73,254.00	3,807.36	12,224.27	61,029.73		61,029.73
11000	1000	52312	1412	LIFE		4,443.00		4,443.00	683.77	2,260.08	2,182.92		2,182.92
11000	1000	52312	1413	LIFE		1,823.00		1,823.00	327.81	1,017.08	805.92		805.92
11000	1000	52312	1415	LIFE		2,182.00		2,182.00	366.82	1,143.13	1,038.87		1,038.87
11000	1000	52312	1416	LIFE		1,349.00		1,349.00	223.65	746.23	602.77		602.77
11000	1000	52312	1422	LIFE		120.00		120.00	20.24	64.56	55.44		55.44
11000	1000	52312	1611	LIFE					3.41	14.93	14.93-		14.93-
11000	1000	52312	1618	LIFE		534.00		534.00	114.48	317.75	216.25		216.25
11000	1000	52312	1621	LIFE		63.00		63.00	10.52	33.56	29.44		29.44
11000	1000	52312	1624	LIFE		7.00		7.00	1.00	3.56	3.44		3.44
11000	1000	52312	1711	LIFE		3,279.00		3,279.00	630.30	2,058.41	1,220.59		1,220.59
11000	1000	52312	1712	LIFE		6,281.00		6,281.00	1,172.81	3,967.70	2,313.30		2,313.30

JOB			2023-24	2023-24	BUDGET AS	EXPENDED THIS	EXPENDED	BUDGET BAL	ENCUMBERANCE	UNENCUMBERED		
FUND	FUNC	OBJ	CLAS	OBJECT DESCRIP	FINAL BUDGET AP	TRANSFERS INC/DEC	ADJUSTED	QUARTER	TO DATE	AVAILABLE	TO DATE	BALANCE
11000				OPERATIONAL FUND								
11000	1000	52312	1713	LIFE	2,260.00		2,260.00	482.40	1,534.10	725.90		725.90
11000	1000	52313	1411	DENTAL	100,597.00		100,597.00	22,016.54	67,670.61	32,926.39		32,926.39
11000	1000	52313	1412	DENTAL	19,214.00		19,214.00	3,875.42	12,261.50	6,952.50		6,952.50
11000	1000	52313	1413	DENTAL	8,212.00		8,212.00	1,803.69	5,417.49	2,794.51		2,794.51
11000	1000	52313	1415	DENTAL	8,763.00		8,763.00	2,002.92	6,145.52	2,617.48		2,617.48
11000	1000	52313	1416	DENTAL	6,203.00		6,203.00	1,504.88	4,614.54	1,588.46		1,588.46
11000	1000	52313	1422	DENTAL	616.00		616.00	136.88	410.64	205.36		205.36
11000	1000	52313	1611	DENTAL				44.42	44.42	44.42-		44.42-
11000	1000	52313	1618	DENTAL	1,430.00		1,430.00	488.47	1,292.95	137.05		137.05
11000	1000	52313	1624	DENTAL	13.00		13.00	3.20	12.56	0.44		0.44
11000	1000	52313	1711	DENTAL	5,067.00		5,067.00	1,421.70	5,030.05	36.95		36.95
11000	1000	52313	1712	DENTAL	12,139.00		12,139.00	2,949.50	10,159.63	1,979.37		1,979.37
11000	1000	52313	1713	DENTAL	4,025.00		4,025.00	947.96	3,215.00	810.00		810.00
11000	1000	52314	1411	VISION	16,394.00		16,394.00	3,596.79	11,037.26	5,356.74		5,356.74
11000	1000	52314	1412	VISION	3,207.00		3,207.00	639.23	2,031.42	1,175.58		1,175.58
11000	1000	52314	1413	VISION	1,106.00		1,106.00	288.31	857.19	248.81		248.81
11000	1000	52314	1415	VISION	1,571.00		1,571.00	339.12	1,024.42	546.58		546.58
11000	1000	52314	1416	VISION	1,075.00		1,075.00	239.51	735.39	339.61		339.61
11000	1000	52314	1422	VISION	142.00		142.00	31.92	95.76	46.24		46.24
11000	1000	52314	1611	VISION				7.35	14.88	14.88-		14.88-
11000	1000	52314	1618	VISION	264.00		264.00	92.95	240.15	23.85		23.85
11000	1000	52314	1624	VISION	2.00		2.00	0.31	1.19	0.81		0.81
11000	1000	52314	1711	VISION	882.00		882.00	279.98	1,008.69	126.69-		126.69-
11000	1000	52314	1712	VISION	2,488.00		2,488.00	550.70	1,835.25	652.75		652.75
11000	1000	52314	1713	VISION	710.00		710.00	211.09	722.97	12.97-		12.97-
11000	1000	52710	0000	WORKER'S COMP				711,214.01	711,214.01	711,214.01-		711,214.01-
11000	1000	52720	1411	WORKER COMP EM	1,061,539.00		1,061,539.00	864.12	1,708.90	1,059,830.10		1,059,830.10
11000	1000	52720	1412	WORKER COMP EM	645.00		645.00	149.97	306.67	338.33		338.33
11000	1000	52720	1413	WORKER COMP EM	261.00		261.00	73.42	139.96	121.04		121.04
11000	1000	52720	1415	WORKER COMP EM	323.00		323.00	81.33	158.00	165.00		165.00
11000	1000	52720	1416	WORKER COMP EM	188.00		188.00	53.50	107.02	80.98		80.98
11000	1000	52720	1422	WORKER COMP EM	18.00		18.00	4.42	8.84	9.16		9.16
11000	1000	52720	1611	WORKER COMP EM				112.70	419.53	419.53-		419.53-
11000	1000	52720	1618	WORKER COMP EM	58.00		58.00	20.73	41.37	16.63		16.63
11000	1000	52720	1621	WORKER COMP EM	9.00		9.00	2.30	4.60	4.40		4.40
11000	1000	52720	1624	WORKER COMP EM				0.19	0.47	0.47-		0.47-
11000	1000	52720	1711	WORKER COMP EM	480.00		480.00	149.67	289.62	190.38		190.38
11000	1000	52720	1712	WORKER COMP EM	900.00		900.00	276.79	552.73	347.27		347.27

JOB			2023-24	2023-24	BUDGET AS	EXPENDED THIS	EXPENDED	BUDGET BAL	ENCUMBERANCE	UNENCUMBERED		
FUND	FUNC	OBJ	CLAS	OBJECT DESCRIP	FINAL BUDGET AP	TRANSFERS INC/DEC	ADJUSTED	QUARTER	TO DATE	AVAILABLE	TO DATE	BALANCE
11000				OPERATIONAL FUND								
11000	1000	52720	1713	WORKER COMP EM	323.00		323.00	111.37	212.57	110.43		110.43
11000	1000	53330	0000	PROFESSIONAL D	563,853.00		514,653.00	177,784.57	21,752.69	492,900.31	256,440.81	236,459.50
11000	1000	53711	0000	OTHER CHARGES	160,560.00		197,560.00	31,953.99	69,787.59	127,772.41	38,436.79	89,335.62
11000	1000	55813	0000	EMP. TRAVEL-NO	120,949.00		120,949.00	1,076.14	2,891.37	118,057.63	4,127.41	113,930.22
11000	1000	55817	0000	STUDENT TRAVEL	1,258,409.00		1,722,986.00	99,010.89	424,879.27	1,298,106.73	471,329.14	826,777.59
11000	1000	55819	0000	EMPLOYEE TRAVE	9,200.00		9,200.00	11,393.88	12,581.55	3,381.55-	608.72	3,990.27-
11000	1000	55914	0000	CONTRACTS-INTE				1,391,514.58	1,391,514.58	1,391,514.58-		1,391,514.58-
11000	1000	55915	0000	OTHER CONTRACT	1,311,347.00	2,500.00-	1,388,347.00	187,343.99	633,891.77	754,455.23	596,952.83	157,502.40
11000	1000	56105	0000	INSTRUCTIONAL	2,000,000.00		2,000,000.00			2,000,000.00		2,000,000.00
11000	1000	56112	0000	OTHER TEXTBOOK	1,332,307.00		1,332,307.00	522,771.61	612,643.07	719,663.93	42,375.99	677,287.94
11000	1000	56113	0000	SOFTWARE	1,000,000.00		1,000,000.00	133,270.78	133,270.78	866,729.22		866,729.22
11000	1000	56118	0000	SUPPLIES/MATER	14,170,506.00	2,500.00	16,127,164.52	169,648.09	599,306.81	15,527,857.71	373,116.93	15,154,740.78
11000	1000	56119	0000	ASSETS < \$5,00	1,016,691.00		1,016,691.00			1,016,691.00		1,016,691.00
11000	1000	57331	0000	FIXED ASSETS O				16,750.00	16,750.00	16,750.00-		16,750.00-
11000	1000	-----	----	INSTRUCTION	101,775,742.00	8,708.48	104,270,486.00	14,930,759.85	39,328,402.18	64,942,083.82	1,783,388.62	63,158,695.20
11000	2100	51100	1214	BASE SALARIES	2,632,461.00		2,632,461.00	436,093.48	1,284,688.20	1,347,772.80		1,347,772.80
11000	2100	51100	1215	BASE SALARIES	138,066.00		138,066.00	35,667.86	106,793.54	31,272.46		31,272.46
11000	2100	51100	1217	BASE SALARIES	953,320.00		953,320.00	132,239.75	330,015.47	623,304.53		623,304.53
11000	2100	51100	1218	BASE SALARIES	31,676.00		31,676.00	13,060.52	39,098.84	7,422.84-		7,422.84-
11000	2100	51100	1311	BASE SALARIES	345,082.00		345,082.00	64,990.02	171,162.37	173,919.63		173,919.63
11000	2100	51100	1312	BASE SALARIES	1,025,220.00		1,025,220.00	311,960.07	850,611.15	174,608.85		174,608.85
11000	2100	51100	1313	BASE SALARIES	642,303.00		642,303.00	116,362.88	320,792.05	321,510.95		321,510.95
11000	2100	51100	1314	BASE SALARIES	286,897.00		286,897.00	58,330.56	153,858.00	133,039.00		133,039.00
11000	2100	51300	1214	ADDITIONAL COM	195,216.00		195,216.00	52,260.96	158,787.83	36,428.17		36,428.17
11000	2100	51300	1215	ADDITIONAL COM	6,720.00		6,720.00	1,120.00	3,431.00	3,289.00		3,289.00
11000	2100	51300	1217	ADDITIONAL COM	7,403.00		7,403.00	3,261.73	5,729.41	1,673.59		1,673.59
11000	2100	51300	1218	ADDITIONAL COM	840.00		840.00	175.00	455.00	385.00		385.00
11000	2100	51300	1311	ADDITIONAL COM	2,625.00		2,625.00	546.88	1,421.88	1,203.12		1,203.12
11000	2100	51300	1312	ADDITIONAL COM	1,000.00		1,000.00	3,165.68	8,538.66	7,538.66-		7,538.66-
11000	2100	51300	1313	ADDITIONAL COM	23,181.00		23,181.00	3,810.45	11,222.98	11,958.02		11,958.02
11000	2100	51300	1314	ADDITIONAL COM	7,726.00		7,726.00	901.39	2,704.15	5,021.85		5,021.85
11000	2100	52111	1214	ERA	469,684.00		469,684.00	88,327.74	261,034.46	208,649.54		208,649.54
11000	2100	52111	1215	ERA	23,678.00		23,678.00	6,473.74	19,395.98	4,282.02		4,282.02
11000	2100	52111	1217	ERA	96,163.00		96,163.00	24,593.55	60,937.79	35,225.21		35,225.21
11000	2100	52111	1218	ERA	5,432.00		5,432.00	2,370.44	7,096.32	1,664.32-		1,664.32-
11000	2100	52111	1311	ERA	59,632.00		59,632.00	11,894.96	31,324.06	28,307.94		28,307.94

JOB			2023-24	2023-24	BUDGET AS	EXPENDED THIS	EXPENDED	BUDGET BAL	ENCUMBRANCE	UNENCUMBERED		
FUND	FUNC	OBJ	CLAS	OBJECT DESCRIP	FINAL BUDGET AP	TRANSFERS INC/DEC	ADJUSTED	QUARTER	TO DATE	AVAILABLE	TO DATE	BALANCE
11000				OPERATIONAL FUND								
11000	2100	52111	1312	ERA	157,056.00		157,056.00	57,191.52	155,901.50	1,154.50		1,154.50
11000	2100	52111	1313	ERA	96,980.00		96,980.00	21,811.46	60,260.71	36,719.29		36,719.29
11000	2100	52111	1314	ERA	50,529.00		50,529.00	10,750.62	28,416.06	22,112.94		22,112.94
11000	2100	52112	1214	ERA-RETIREE HE	54,945.00		54,945.00	9,767.04	28,869.41	26,075.59		26,075.59
11000	2100	52112	1215	ERA-RETIREE HE	2,902.00		2,902.00	735.76	2,204.52	697.48		697.48
11000	2100	52112	1217	ERA-RETIREE HE	11,214.00		11,214.00	2,710.01	6,714.92	4,499.08		4,499.08
11000	2100	52112	1218	ERA-RETIREE HE	651.00		651.00	264.70	791.05	140.05-		140.05-
11000	2100	52112	1311	ERA-RETIREE HE	6,955.00		6,955.00	1,310.78	3,451.80	3,503.20		3,503.20
11000	2100	52112	1312	ERA-RETIREE HE	18,315.00		18,315.00	6,302.51	17,182.98	1,132.02		1,132.02
11000	2100	52112	1313	ERA-RETIREE HE	11,310.00		11,310.00	2,403.47	6,640.30	4,669.70		4,669.70
11000	2100	52112	1314	ERA-RETIREE HE	5,892.00		5,892.00	1,184.65	3,131.27	2,760.73		2,760.73
11000	2100	52210	1214	FICA	170,309.00		170,309.00	28,945.50	85,735.76	84,573.24		84,573.24
11000	2100	52210	1215	FICA	8,980.00		8,980.00	2,219.72	6,660.85	2,319.15		2,319.15
11000	2100	52210	1217	FICA	34,766.00		34,766.00	8,059.43	20,005.21	14,760.79		14,760.79
11000	2100	52210	1218	FICA	2,016.00		2,016.00	750.17	2,254.05	238.05-		238.05-
11000	2100	52210	1311	FICA	20,522.00		20,522.00	3,953.01	10,411.99	10,110.01		10,110.01
11000	2100	52210	1312	FICA	56,356.00		56,356.00	19,098.58	52,175.31	4,180.69		4,180.69
11000	2100	52210	1313	FICA	34,971.00		34,971.00	7,196.83	19,895.39	15,075.61		15,075.61
11000	2100	52210	1314	FICA	16,827.00		16,827.00	3,603.33	9,510.93	7,316.07		7,316.07
11000	2100	52220	1214	MEDICARE	39,835.00		39,835.00	6,769.52	20,051.19	19,783.81		19,783.81
11000	2100	52220	1215	MEDICARE	2,100.00		2,100.00	519.22	1,558.08	541.92		541.92
11000	2100	52220	1217	MEDICARE	8,131.00		8,131.00	1,884.87	4,678.62	3,452.38		3,452.38
11000	2100	52220	1218	MEDICARE	471.00		471.00	175.45	527.21	56.21-		56.21-
11000	2100	52220	1311	MEDICARE	5,041.00		5,041.00	924.54	2,435.20	2,605.80		2,605.80
11000	2100	52220	1312	MEDICARE	13,280.00		13,280.00	4,466.62	12,202.40	1,077.60		1,077.60
11000	2100	52220	1313	MEDICARE	8,198.00		8,198.00	1,683.11	4,652.79	3,545.21		3,545.21
11000	2100	52220	1314	MEDICARE	4,272.00		4,272.00	842.75	2,224.40	2,047.60		2,047.60
11000	2100	52311	1214	HEALTH/MEDICAL	280,680.00		280,680.00	71,556.27	216,967.51	63,712.49		63,712.49
11000	2100	52311	1215	HEALTH/MEDICAL	84.00		84.00	3,642.42	11,181.78	11,097.78-		11,097.78-
11000	2100	52311	1217	HEALTH/MEDICAL	42,699.00		42,699.00	14,096.61	42,551.11	147.89		147.89
11000	2100	52311	1218	HEALTH/MEDICAL	15,736.00		15,736.00	3,833.30	11,767.78	3,968.22		3,968.22
11000	2100	52311	1311	HEALTH/MEDICAL	31,472.00		31,472.00	5,924.03	16,376.59	15,095.41		15,095.41
11000	2100	52311	1312	HEALTH/MEDICAL	59,560.00		59,560.00	21,359.16	61,897.80	2,337.80-		2,337.80-
11000	2100	52311	1313	HEALTH/MEDICAL	49,679.00		49,679.00	13,359.76	39,965.20	9,713.80		9,713.80
11000	2100	52311	1314	HEALTH/MEDICAL	12,252.00		12,252.00	2,956.63	8,677.03	3,574.97		3,574.97
11000	2100	52312	1214	LIFE	2,074.00		2,074.00	355.17	1,135.80	938.20		938.20
11000	2100	52312	1215	LIFE	126.00		126.00	31.72	101.22	24.78		24.78
11000	2100	52312	1217	LIFE	1,002.00		1,002.00	225.84	605.94	396.06		396.06

JOB			2023-24	2023-24	BUDGET AS	EXPENDED THIS	EXPENDED	BUDGET BAL	ENCUMBERANCE	UNENCUMBERED		
FUND	FUNC	OBJ	CLAS	OBJECT DESCRIP	FINAL BUDGET AP	TRANSFERS INC/DEC	ADJUSTED	QUARTER	TO DATE	AVAILABLE	TO DATE	BALANCE
11000				OPERATIONAL FUND								
11000	2100	52312	1218	LIFE	63.00		63.00	21.76	69.44	6.44-		6.44-
11000	2100	52312	1311	LIFE	189.00		189.00	31.56	100.68	88.32		88.32
11000	2100	52312	1312	LIFE	629.00		629.00	215.08	628.60	0.40		0.40
11000	2100	52312	1313	LIFE	377.00		377.00	80.94	240.86	136.14		136.14
11000	2100	52312	1314	LIFE	161.00		161.00	32.02	90.58	70.42		70.42
11000	2100	52313	1214	DENTAL	11,522.00		11,522.00	2,942.50	8,747.75	2,774.25		2,774.25
11000	2100	52313	1215	DENTAL				136.88	410.91	410.91-		410.91-
11000	2100	52313	1217	DENTAL	4,070.00		4,070.00	1,196.94	3,275.37	794.63		794.63
11000	2100	52313	1218	DENTAL	616.00		616.00	144.28	432.84	183.16		183.16
11000	2100	52313	1311	DENTAL	1,232.00		1,232.00	216.86	582.14	649.86		649.86
11000	2100	52313	1312	DENTAL	2,435.00		2,435.00	933.72	2,529.64	94.64-		94.64-
11000	2100	52313	1313	DENTAL	1,835.00		1,835.00	474.88	1,380.96	454.04		454.04
11000	2100	52313	1314	DENTAL	1,351.00		1,351.00	354.20	950.60	400.40		400.40
11000	2100	52314	1214	VISION	1,690.00		1,690.00	404.64	1,211.38	478.62		478.62
11000	2100	52314	1215	VISION	1.00		1.00	22.76	68.34	67.34-		67.34-
11000	2100	52314	1217	VISION	605.00		605.00	186.77	512.04	92.96		92.96
11000	2100	52314	1218	VISION	102.00		102.00	23.96	71.88	30.12		30.12
11000	2100	52314	1311	VISION	102.00		102.00	28.30	73.58	28.42		28.42
11000	2100	52314	1312	VISION	457.00		457.00	168.66	459.96	2.96-		2.96-
11000	2100	52314	1313	VISION	336.00		336.00	87.84	257.52	78.48		78.48
11000	2100	52314	1314	VISION	133.00		133.00	33.23	91.31	41.69		41.69
11000	2100	52710	0000	WORKER'S COMP				112,340.60	112,340.60	112,340.60-		112,340.60-
11000	2100	52720	1214	WORKER COMP EM	290.00		290.00	78.28	158.94	131.06		131.06
11000	2100	52720	1215	WORKER COMP EM	18.00		18.00	6.95	13.92	4.08		4.08
11000	2100	52720	1217	WORKER COMP EM	143.00		143.00	39.01	78.03	64.97		64.97
11000	2100	52720	1218	WORKER COMP EM	9.00		9.00	4.76	9.52	0.52-		0.52-
11000	2100	52720	1311	WORKER COMP EM	27.00		27.00	6.90	13.80	13.20		13.20
11000	2100	52720	1312	WORKER COMP EM	90.00		90.00	38.97	77.94	12.06		12.06
11000	2100	52720	1313	WORKER COMP EM	54.00		54.00	15.97	31.94	22.06		22.06
11000	2100	52720	1314	WORKER COMP EM	23.00		23.00	5.85	11.70	11.30		11.30
11000	2100	53211	0000	DIAGNOSTICIANS	45,000.00		45,000.00	9,554.30	9,554.30	35,445.70		35,445.70
11000	2100	53212	0000	SPEECH THERAPI	600,000.00		600,000.00	143,441.66	510,991.87	89,008.13	677,529.30	588,521.17-
11000	2100	53213	0000	OCCUP. THERAPI	575,000.00		575,000.00	205,536.10	622,294.09	47,294.09-	648,639.80	695,933.89-
11000	2100	53214	0000	THERAPISTS-CON	250,000.00		250,000.00			250,000.00		250,000.00
11000	2100	53215	0000	PSYCHOLOGIST-C	100,000.00		100,000.00	25,823.53	76,326.12	23,673.88	87,426.11	63,752.23-
11000	2100	53216	0000	AUDIOLOGISTS-C	100,000.00		100,000.00			100,000.00	120,000.00	20,000.00-
11000	2100	53217	0000	INTERPRETERS	225,000.00		225,000.00	62,070.21	245,542.18	20,542.18-	209,203.77	229,745.95-
11000	2100	53330	0000	PROFESSIONAL D				2,326.94	2,680.69	2,680.69-		2,680.69-

JOB			2023-24	2023-24	BUDGET AS	EXPENDED THIS	EXPENDED	BUDGET BAL	ENCUMBERANCE	UNENCUMBERED		
FUND	FUNC	OBJ	CLAS	OBJECT DESCRIP	FINAL BUDGET AP	TRANSFERS INC/DEC	ADJUSTED	QUARTER	TO DATE	AVAILABLE	TO DATE	BALANCE
11000				OPERATIONAL FUND								
11000	2100	53711	0000	OTHER CHARGES	300.00		300.00			300.00		300.00
11000	2100	55813	0000	EMP. TRAVEL-NO	2,720.00		2,720.00	908.25	3,782.91	1,062.91-		1,062.91-
11000	2100	55915	0000	OTHER CONTRACT	126,238.00		126,238.00	12,823.77	100,036.81	26,201.19	184,155.53	157,954.34-
11000	2100	56118	0000	SUPPLIES/MATER	5,024,618.00		2,524,618.00	714.11	4,923.06	2,519,694.94	3,911.30	2,515,783.64
11000	2100	-----	----	SUPPORT-STUDEN	15,369,949.00		12,869,949.00	2,293,947.68	6,519,925.60	6,350,023.40	1,930,865.81	4,419,157.59
11000	2200	51100	1211	BASE SALARIES	149,908.00		149,908.00	37,477.02	210,086.98	60,178.98-		60,178.98-
11000	2200	51100	1212	BASE SALARIES	253,057.00		253,057.00	41,939.84	125,819.52	127,237.48		127,237.48
11000	2200	51100	1217	BASE SALARIES	1,606,642.00		1,606,642.00	361,878.33	960,453.17	646,188.83		646,188.83
11000	2200	51200	1217	OVERTIME				196.44	196.44	196.44-		196.44-
11000	2200	51300	1211	ADDITIONAL COM	1,500.00		1,500.00	375.00	17,180.80	15,680.80-		15,680.80-
11000	2200	51300	1212	ADDITIONAL COM	22,409.00		22,409.00	3,909.94	11,354.79	11,054.21		11,054.21
11000	2200	51300	1217	ADDITIONAL COM	27,460.00		27,460.00	12,729.29	28,245.97	785.97-		785.97-
11000	2200	52111	1211	ERA	25,709.00		25,709.00	6,802.08	41,090.22	15,381.22-		15,381.22-
11000	2200	52111	1212	ERA	47,243.00		47,243.00	8,321.72	24,897.10	22,345.90		22,345.90
11000	2200	52111	1217	ERA	244,687.00		244,687.00	65,764.69	172,615.22	72,071.78		72,071.78
11000	2200	52112	1211	ERA-RETIREE HE	3,028.00		3,028.00	757.02	4,545.35	1,517.35-		1,517.35-
11000	2200	52112	1212	ERA-RETIREE HE	5,510.00		5,510.00	916.99	2,743.47	2,766.53		2,766.53
11000	2200	52112	1217	ERA-RETIREE HE	28,837.00		28,837.00	7,321.72	19,195.71	9,641.29		9,641.29
11000	2200	52210	1211	FICA	7,347.00		7,347.00	2,284.27	13,842.00	6,495.00-		6,495.00-
11000	2200	52210	1212	FICA	17,079.00		17,079.00	2,722.94	8,189.04	8,889.96		8,889.96
11000	2200	52210	1217	FICA	89,386.00		89,386.00	21,508.29	56,488.01	32,897.99		32,897.99
11000	2200	52220	1211	MEDICARE	2,196.00		2,196.00	534.23	3,237.23	1,041.23-		1,041.23-
11000	2200	52220	1212	MEDICARE	3,994.00		3,994.00	636.82	1,915.17	2,078.83		2,078.83
11000	2200	52220	1217	MEDICARE	20,909.00		20,909.00	5,156.36	13,632.67	7,276.33		7,276.33
11000	2200	52311	1211	HEALTH/MEDICAL	11,781.00		11,781.00	4,021.90	19,008.39	7,227.39-		7,227.39-
11000	2200	52311	1212	HEALTH/MEDICAL	21,931.00		21,931.00	6,476.32	19,881.52	2,049.48		2,049.48
11000	2200	52311	1217	HEALTH/MEDICAL	229,299.00		229,299.00	64,551.78	183,206.79	46,092.21		46,092.21
11000	2200	52312	1211	LIFE	63.00		63.00	15.78	136.55	73.55-		73.55-
11000	2200	52312	1212	LIFE	193.00		193.00	32.51	103.23	89.77		89.77
11000	2200	52312	1217	LIFE	2,579.00		2,579.00	548.64	1,631.52	947.48		947.48
11000	2200	52313	1211	DENTAL	392.00		392.00	130.68	646.98	254.98-		254.98-
11000	2200	52313	1212	DENTAL	821.00		821.00	228.40	685.20	135.80		135.80
11000	2200	52313	1217	DENTAL	8,854.00		8,854.00	2,508.78	7,047.84	1,806.16		1,806.16
11000	2200	52314	1211	VISION	76.00		76.00	25.14	115.23	39.23-		39.23-
11000	2200	52314	1212	VISION	147.00		147.00	42.72	128.16	18.84		18.84
11000	2200	52314	1217	VISION	1,531.00		1,531.00	421.64	1,190.36	340.64		340.64

JOB			2023-24	2023-24	BUDGET AS	EXPENDED THIS	EXPENDED	BUDGET BAL	ENCUMBERANCE	UNENCUMBERED		
FUND	FUNC	OBJ	CLAS	OBJECT DESCRIP	FINAL BUDGET AP	TRANSFERS INC/DEC	ADJUSTED	QUARTER	TO DATE	AVAILABLE	TO DATE	BALANCE
11000				OPERATIONAL FUND								
11000	2200	52710	0000	WORKER'S COMP				27,740.22	27,740.22	27,740.22-		27,740.22-
11000	2200	52720	1211	WORKER COMP EM	9.00		9.00	2.30	22.98	13.98-		13.98-
11000	2200	52720	1212	WORKER COMP EM	28.00		28.00	7.06	14.12	13.88		13.88
11000	2200	52720	1217	WORKER COMP EM	369.00		369.00	107.85	224.63	144.37		144.37
11000	2200	53330	0000	PROFESSIONAL D	1,002,500.00		870,852.30	6,208.74	227,763.11	643,089.19	1,134.00	641,955.19
11000	2200	53711	0000	OTHER CHARGES	111.00		411.00		187.00	224.00		224.00
11000	2200	55813	0000	EMP. TRAVEL-NO	11,100.00		11,100.00	1,410.14	4,184.88	6,915.12	2,290.81	4,624.31
11000	2200	55915	0000	OTHER CONTRACT				6.45	10.09	10.09-	389.91	400.00-
11000	2200	56114	0000	LIBRARY/AUDIO	113,344.00		472,237.43	5,344.83	134,882.91	337,354.52	92,764.22	244,590.30
11000	2200	56118	0000	SUPPLIES/MATER	771,858.00		544,312.27	2,966.10	11,245.02	533,067.25	1,952.21	531,115.04
11000	2200	56119	0000	ASSETS < \$5,00	5,500.00		5,500.00			5,500.00		5,500.00
11000	2200	-----	----	SUPPORT-INSTRU	4,739,387.00		4,739,387.00	704,030.97	2,355,785.59	2,383,601.41	98,531.15	2,285,070.26
11000	2300	51100	1111	BASE SALARIES	187,302.00		187,302.00	46,825.50	109,259.50	78,042.50		78,042.50
11000	2300	51100	1113	BASE SALARIES	309,416.00		309,416.00	77,353.77	180,492.10	128,923.90		128,923.90
11000	2300	51100	1114	BASE SALARIES	130,295.00		130,295.00	37,477.02	87,446.35	42,848.65		42,848.65
11000	2300	51100	1217	BASE SALARIES	275,045.00		265,045.00	64,732.23	151,041.90	114,003.10		114,003.10
11000	2300	51300	1113	ADDITIONAL COM	3,000.00		3,000.00	750.00	1,750.00	1,250.00		1,250.00
11000	2300	51300	1114	ADDITIONAL COM	840.00		840.00	375.00	875.00	35.00-		35.00-
11000	2300	52111	1111	ERA	32,122.00		32,122.00	8,498.82	19,830.58	12,291.42		12,291.42
11000	2300	52111	1113	ERA	53,065.00		53,065.00	14,039.70	32,759.30	20,305.70		20,305.70
11000	2300	52111	1114	ERA	22,346.00		22,346.00	6,836.10	15,905.54	6,440.46		6,440.46
11000	2300	52111	1217	ERA	47,170.00		47,170.00	11,748.90	27,414.10	19,755.90		19,755.90
11000	2300	52112	1111	ERA-RETIREE HE	3,746.00		3,746.00	936.54	2,185.26	1,560.74		1,560.74
11000	2300	52112	1113	ERA-RETIREE HE	6,248.00		6,248.00	1,562.04	3,644.76	2,603.24		2,603.24
11000	2300	52112	1114	ERA-RETIREE HE	2,623.00		2,623.00	757.02	1,766.38	856.62		856.62
11000	2300	52112	1217	ERA-RETIREE HE	5,501.00		5,501.00	1,294.68	3,020.92	2,480.08		2,480.08
11000	2300	52210	1111	FICA	7,289.00		7,289.00	2,885.94	4,566.68	2,722.32		2,722.32
11000	2300	52210	1113	FICA	14,693.00		14,693.00	4,743.44	11,062.01	3,630.99		3,630.99
11000	2300	52210	1114	FICA	7,347.00		7,347.00	2,267.60	5,275.88	2,071.12		2,071.12
11000	2300	52210	1217	FICA	17,053.00		17,053.00	3,775.18	8,795.17	8,257.83		8,257.83
11000	2300	52220	1111	MEDICARE	2,716.00		2,716.00	674.94	1,578.08	1,137.92		1,137.92
11000	2300	52220	1113	MEDICARE	4,530.00		4,530.00	1,109.36	2,587.11	1,942.89		1,942.89
11000	2300	52220	1114	MEDICARE	1,901.00		1,901.00	530.30	1,233.82	667.18		667.18
11000	2300	52220	1217	MEDICARE	3,989.00		3,989.00	882.94	2,057.05	1,931.95		1,931.95
11000	2300	52311	1113	HEALTH/MEDICAL	17,977.00		17,977.00	6,136.70	14,704.62	3,272.38		3,272.38
11000	2300	52311	1114	HEALTH/MEDICAL	11,781.00		11,781.00	4,932.40	12,432.32	651.32-		651.32-

FUND	FUNC	OBJ	JOB		2023-24		BUDGET AS	EXPENDED THIS	EXPENDED	BUDGET BAL	ENCUMBRANCE	UNENCUMBERED
			CLAS	OBJECT DESCRIP	FINAL BUDGET AP	TRANSFERS INC/DEC	ADJUSTED	QUARTER	TO DATE	AVAILABLE	TO DATE	BALANCE
11000			OPERATIONAL FUND									
11000	2300	52311	1217	HEALTH/MEDICAL	46,102.00		46,102.00	13,830.94	33,141.42	12,960.58		12,960.58
11000	2300	52312	1111	LIFE	63.00		63.00	15.78	38.82	24.18		24.18
11000	2300	52312	1113	LIFE	125.00		125.00	31.56	77.64	47.36		47.36
11000	2300	52312	1114	LIFE	63.00		63.00	15.78	38.82	24.18		24.18
11000	2300	52312	1217	LIFE	315.00		315.00	78.90	194.10	120.90		120.90
11000	2300	52313	1113	DENTAL	598.00		598.00	199.32	465.08	132.92		132.92
11000	2300	52313	1114	DENTAL	392.00		392.00	180.44	454.20	62.20-		62.20-
11000	2300	52313	1217	DENTAL	1,812.00		1,812.00	541.92	1,264.48	547.52		547.52
11000	2300	52314	1113	VISION	150.00		150.00	50.28	117.32	32.68		32.68
11000	2300	52314	1114	VISION					22.64	22.64-		22.64-
11000	2300	52314	1217	VISION	344.00		344.00	104.28	243.32	100.68		100.68
11000	2300	52710	0000	WORKER'S COMP				12,230.47	12,230.47	12,230.47-		12,230.47-
11000	2300	52720	1111	WORKER COMP EM	9.00		9.00	2.28	4.56	4.44		4.44
11000	2300	52720	1113	WORKER COMP EM	19.00		19.00	4.60	9.20	9.80		9.80
11000	2300	52720	1217	WORKER COMP EM	45.00		45.00	11.50	23.00	22.00		22.00
11000	2300	53330	0000	PROFESSIONAL D	77,450.00		77,450.00	6,953.64	23,528.45	53,921.55	2,350.81	51,570.74
11000	2300	53411	0000	AUDITING	60,000.00		60,000.00	29,928.00	57,430.00	2,570.00	1,392.50	1,177.50
11000	2300	53412	0000	BOND/BOARD ELE	18,000.00		18,000.00		8,810.87	9,189.13	1,388.03	7,801.10
11000	2300	53413	0000	LEGAL	70,000.00		70,000.00	39,611.11	85,522.48	15,522.48-	10,000.00	25,522.48-
11000	2300	53414	0000	OTHER PROF/TEC	7,080.00		7,080.00		2,358.68	4,721.32		4,721.32
11000	2300	53711	0000	OTHER CHARGES	11,430.00		11,430.00	330.00	330.00	11,100.00	1,170.00	9,930.00
11000	2300	53712	0000	COUNTY TAX COL	10,000.00		10,000.00	111.60	3,553.85	6,446.15		6,446.15
11000	2300	55812	0000	BOARD TRAINING	3,500.00		3,500.00		120.00	3,380.00	2,635.00	745.00
11000	2300	55813	0000	EMP. TRAVEL-NO	7,400.00		7,400.00	1,997.38	4,722.33	2,677.67	1,707.92	969.75
11000	2300	55818	0000	TRAVEL-NON EMP			5,000.00			5,000.00	4,200.00	800.00
11000	2300	55915	0000	OTHER CONTRACT	98,290.00		98,290.00	5,956.31	66,367.04	31,922.96	10,350.54	21,572.42
11000	2300	56115	0000	BOARD EXPENSES	3,000.00		3,000.00		324.16	2,675.84		2,675.84
11000	2300	56118	0000	SUPPLIES/MATER	61,200.00		56,200.00	10,201.21	10,941.30	45,258.70	834.04	44,424.66
11000	2300	-----	----	SUPPORT-GENERA	1,645,382.00		1,635,382.00	423,513.42	1,014,018.66	621,363.34	36,028.84	585,334.50
11000	2400	51100	1112	BASE SALARIES	3,557,556.00	500.00-	3,556,956.00	801,512.44	2,075,522.58	1,481,433.42		1,481,433.42
11000	2400	51100	1211	BASE SALARIES	350,884.00		350,884.00	141,142.21	295,217.59	55,666.41		55,666.41
11000	2400	51100	1217	BASE SALARIES	932,740.00		932,740.00	238,803.04	601,239.30	331,500.70		331,500.70
11000	2400	51300	1112	ADDITIONAL COM	34,285.00		34,285.00	9,715.44	31,024.24	3,260.76		3,260.76
11000	2400	51300	1114	ADDITIONAL COM					70.00	70.00-		70.00-
11000	2400	51300	1211	ADDITIONAL COM	3,300.00		3,300.00	990.00	2,310.00	990.00		990.00
11000	2400	51300	1217	ADDITIONAL COM	1,314.00		1,314.00	732.89	1,170.90	143.10		143.10

Hobbs Municipal Schools
MONTHLY BUDGET REPORT (Date: 1/2024)

JOB			2023-24	2023-24	BUDGET AS	EXPENDED THIS	EXPENDED	BUDGET BAL	ENCUMBRANCE	UNENCUMBERED		
FUND	FUNC	OBJ	CLAS	OBJECT DESCRIP	FINAL BUDGET AP	TRANSFERS INC/DEC	ADJUSTED	QUARTER	TO DATE	AVAILABLE	TO DATE	BALANCE
11000				OPERATIONAL FUND								
11000	2400	52111	1112	ERA	551,697.00		551,697.00	146,465.28	379,708.86	171,988.14		171,988.14
11000	2400	52111	1211	ERA	60,176.00		60,176.00	20,295.97	48,260.53	11,915.47		11,915.47
11000	2400	52111	1217	ERA	160,111.00		160,111.00	39,361.06	100,325.53	59,785.47		59,785.47
11000	2400	52112	1112	ERA-RETIREE HE	64,881.00		64,881.00	16,264.54	42,166.49	22,714.51		22,714.51
11000	2400	52112	1114	ERA-RETIREE HE	17.00		17.00	4.20	9.80	7.20		7.20
11000	2400	52112	1211	ERA-RETIREE HE	7,084.00		7,084.00	2,252.54	5,360.46	1,723.54		1,723.54
11000	2400	52112	1217	ERA-RETIREE HE	18,683.00		18,683.00	4,339.10	11,060.39	7,622.61		7,622.61
11000	2400	52112	1411	ERA-RETIREE HE				443.84	443.84	443.84-		443.84-
11000	2400	52210	1112	FICA	192,397.00		192,397.00	48,805.79	126,610.27	65,786.73		65,786.73
11000	2400	52210	1114	FICA	49.00		49.00	12.60	29.39	19.61		19.61
11000	2400	52210	1211	FICA	21,401.00		21,401.00	6,730.99	15,964.59	5,436.41		5,436.41
11000	2400	52210	1217	FICA	57,911.00		57,911.00	12,401.68	31,818.84	26,092.16		26,092.16
11000	2400	52210	1411	FICA				1,330.85	1,330.85	1,330.85-		1,330.85-
11000	2400	52220	1112	MEDICARE	47,031.00		47,031.00	11,414.30	29,610.53	17,420.47		17,420.47
11000	2400	52220	1114	MEDICARE	12.00		12.00	2.94	6.86	5.14		5.14
11000	2400	52220	1211	MEDICARE	5,135.00		5,135.00	1,574.20	3,733.66	1,401.34		1,401.34
11000	2400	52220	1217	MEDICARE	13,546.00		13,546.00	2,945.14	7,486.16	6,059.84		6,059.84
11000	2400	52220	1411	MEDICARE				311.23	311.23	311.23-		311.23-
11000	2400	52311	1112	HEALTH/MEDICAL	227,161.00		227,161.00	91,431.14	247,232.78	20,071.78-		20,071.78-
11000	2400	52311	1211	HEALTH/MEDICAL	14,162.00		14,162.00	7,547.42	23,662.58	9,500.58-		9,500.58-
11000	2400	52311	1217	HEALTH/MEDICAL	197,048.00		197,048.00	54,594.98	148,718.24	48,329.76		48,329.76
11000	2400	52312	1112	LIFE	1,827.00		1,827.00	447.29	1,251.77	575.23		575.23
11000	2400	52312	1211	LIFE	189.00		189.00	57.86	149.94	39.06		39.06
11000	2400	52312	1217	LIFE	1,894.00		1,894.00	415.09	1,111.12	782.88		782.88
11000	2400	52313	1112	DENTAL	10,775.00		10,775.00	3,941.97	10,359.73	415.27		415.27
11000	2400	52313	1211	DENTAL	1,724.00		1,724.00	662.04	1,602.84	121.16		121.16
11000	2400	52313	1217	DENTAL	8,715.00		8,715.00	2,332.26	6,127.34	2,587.66		2,587.66
11000	2400	52314	1112	VISION	1,627.00		1,627.00	593.02	1,546.46	80.54		80.54
11000	2400	52314	1211	VISION	260.00		260.00	102.98	257.34	2.66		2.66
11000	2400	52314	1217	VISION	1,297.00		1,297.00	353.73	930.43	366.57		366.57
11000	2400	52710	0000	WORKER'S COMP				66,344.12	66,344.12	66,344.12-		66,344.12-
11000	2400	52720	1112	WORKER COMP EM	262.00		262.00	80.53	161.06	100.94		100.94
11000	2400	52720	1211	WORKER COMP EM	27.00		27.00	9.19	18.38	8.62		8.62
11000	2400	52720	1217	WORKER COMP EM	273.00		273.00	94.26	186.62	86.38		86.38
11000	2400	53330	0000	PROFESSIONAL D	147,750.00		145,750.00	13,037.97	13,761.50	131,988.50	236.00	131,752.50
11000	2400	53711	0000	OTHER CHARGES	3,350.00		3,350.00			3,350.00	300.00	3,050.00
11000	2400	55813	0000	EMP. TRAVEL-NO	6,600.00		6,600.00	475.00	1,663.29	4,936.71	236.00	4,700.71
11000	2400	55915	0000	OTHER CONTRACT	18,521.00		18,521.00	1,285.28	1,833.47	16,687.53	24,002.58	7,315.05-

JOB				2023-24	2023-24	BUDGET AS	EXPENDED THIS	EXPENDED	BUDGET BAL	ENCUMBERANCE	UNENCUMBERED	
FUND	FUNC	OBJ	CLAS	OBJECT DESCRIP	FINAL BUDGET AP	TRANSFERS INC/DEC	ADJUSTED	QUARTER	TO DATE	AVAILABLE	TO DATE	BALANCE
11000				OPERATIONAL FUND								
11000	2400	56118	0000	SUPPLIES/MATER	1,066,962.00		1,069,562.00	13,304.43	30,347.26	1,039,214.74	12,970.40	1,026,244.34
11000	2400	56119	0000	ASSETS < \$5,00	3,000.00		3,000.00			3,000.00		3,000.00
11000	2400	-----	----	SUPPORT-SCHOOL	7,793,634.00	500.00-	7,793,634.00	1,764,962.83	4,368,059.16	3,425,574.84	37,744.98	3,387,829.86
11000	2500	51100	1113	BASE SALARIES	392,701.00		392,701.00	68,267.76	188,797.16	203,903.84		203,903.84
11000	2500	51100	1114	BASE SALARIES	373,389.00		373,389.00	93,294.78	217,600.26	155,788.74		155,788.74
11000	2500	51100	1115	BASE SALARIES	149,908.00		149,908.00	37,477.02	87,446.35	62,461.65		62,461.65
11000	2500	51100	1211	BASE SALARIES					9,835.25	9,835.25-		9,835.25-
11000	2500	51100	1217	BASE SALARIES	1,094,888.00		1,094,888.00	107,051.37	261,872.62	833,015.38		833,015.38
11000	2500	51100	1220	BASE SALARIES	454,381.00		454,381.00	110,559.54	258,062.72	196,318.28		196,318.28
11000	2500	51100	1511	BASE SALARIES	140,558.00		140,558.00	35,139.48	81,992.12	58,565.88		58,565.88
11000	2500	51200	1220	OVERTIME					352.56	352.56-		352.56-
11000	2500	51300	1113	ADDITIONAL COM	1,500.00		1,500.00	375.00	875.00	625.00		625.00
11000	2500	51300	1114	ADDITIONAL COM	2,340.00		2,340.00	795.00	1,575.00	765.00		765.00
11000	2500	51300	1115	ADDITIONAL COM	1,500.00		1,500.00	375.00	875.00	625.00		625.00
11000	2500	51300	1217	ADDITIONAL COM	11,760.00		11,760.00	2,327.50	6,384.56	5,375.44		5,375.44
11000	2500	51300	1220	ADDITIONAL COM					16,180.64	16,180.64-		16,180.64-
11000	2500	51300	1511	ADDITIONAL COM	5,250.00		5,250.00	1,312.50	3,062.50	2,187.50		2,187.50
11000	2500	52111	1113	ERA	67,349.00		67,349.00	12,390.60	28,911.40	38,437.60		38,437.60
11000	2500	52111	1114	ERA	64,037.00		64,037.00	16,932.97	39,494.39	24,542.61		24,542.61
11000	2500	52111	1115	ERA	25,709.00		25,709.00	6,802.08	15,871.52	9,837.48		9,837.48
11000	2500	52111	1211	ERA	20,241.00		20,241.00	5,355.30	12,495.70	7,745.30		7,745.30
11000	2500	52111	1217	ERA	83,654.00		83,645.00	19,486.04	47,275.33	36,369.67		36,369.67
11000	2500	52111	1220	ERA	77,926.00		77,926.00	20,131.46	46,996.39	30,929.61		30,929.61
11000	2500	52111	1511	ERA	25,006.00		25,006.00	6,616.02	15,437.38	9,568.62		9,568.62
11000	2500	52112	1113	ERA-RETIREE HE	7,884.00		7,884.00	1,372.86	3,203.34	4,680.66		4,680.66
11000	2500	52112	1114	ERA-RETIREE HE	7,515.00		7,515.00	1,877.61	4,379.34	3,135.66		3,135.66
11000	2500	52112	1115	ERA-RETIREE HE	3,028.00		3,028.00	757.02	1,766.38	1,261.62		1,261.62
11000	2500	52112	1211	ERA-RETIREE HE	2,360.00		2,360.00	590.10	1,376.90	983.10		983.10
11000	2500	52112	1217	ERA-RETIREE HE	9,772.00		9,772.00	2,150.14	5,218.07	4,553.93		4,553.93
11000	2500	52112	1220	ERA-RETIREE HE	9,087.00		9,087.00	2,218.28	5,178.52	3,908.48		3,908.48
11000	2500	52112	1511	ERA-RETIREE HE	2,917.00		2,917.00	729.06	1,701.14	1,215.86		1,215.86
11000	2500	52210	1113	FICA	20,030.00		20,030.00	4,137.34	9,663.63	10,366.37		10,366.37
11000	2500	52210	1114	FICA	21,869.00		21,869.00	5,554.11	12,968.01	8,900.99		8,900.99
11000	2500	52210	1115	FICA	7,347.00		7,347.00	2,306.52	5,393.69	1,953.31		1,953.31
11000	2500	52210	1211	FICA	7,295.00		7,295.00	1,829.34	4,282.25	3,012.75		3,012.75
11000	2500	52210	1217	FICA	30,295.00		30,295.00	6,355.06	15,419.60	14,875.40		14,875.40

JOB			2023-24	2023-24	BUDGET AS	EXPENDED THIS	EXPENDED	BUDGET BAL	ENCUMBERANCE	UNENCUMBERED		
FUND	FUNC	OBJ	CLAS	OBJECT DESCRIP	FINAL BUDGET AP	TRANSFERS INC/DEC	ADJUSTED	QUARTER	TO DATE	AVAILABLE	TO DATE	BALANCE
11000				OPERATIONAL FUND								
11000	2500	52210	1220	FICA	28,172.00		28,172.00	6,406.95	15,967.82	12,204.18		12,204.18
11000	2500	52210	1511	FICA	9,040.00		9,040.00	2,219.04	5,189.23	3,850.77		3,850.77
11000	2500	52220	1113	MEDICARE	5,717.00		5,717.00	972.92	2,272.48	3,444.52		3,444.52
11000	2500	52220	1114	MEDICARE	5,448.00		5,448.00	1,298.92	3,032.83	2,415.17		2,415.17
11000	2500	52220	1115	MEDICARE	2,196.00		2,196.00	539.40	1,261.37	934.63		934.63
11000	2500	52220	1211	MEDICARE	1,711.00		1,711.00	427.80	1,001.43	709.57		709.57
11000	2500	52220	1217	MEDICARE	7,085.00		7,085.00	1,513.49	3,712.94	3,372.06		3,372.06
11000	2500	52220	1220	MEDICARE	6,589.00		6,589.00	1,498.40	3,734.44	2,854.56		2,854.56
11000	2500	52220	1511	MEDICARE	2,114.00		2,114.00	518.96	1,213.57	900.43		900.43
11000	2500	52311	1113	HEALTH/MEDICAL	20,617.00		20,617.00	4,021.90	9,637.18	10,979.82		10,979.82
11000	2500	52311	1114	HEALTH/MEDICAL	37,667.00		37,667.00	14,144.66	34,759.78	2,907.22		2,907.22
11000	2500	52311	1115	HEALTH/MEDICAL	6,195.00		6,195.00	2,114.80	5,067.44	1,127.56		1,127.56
11000	2500	52311	1217	HEALTH/MEDICAL	49,788.00		49,788.00	13,133.38	40,817.74	8,970.26		8,970.26
11000	2500	52311	1220	HEALTH/MEDICAL	64,343.00		64,343.00	24,677.74	59,556.08	4,786.92		4,786.92
11000	2500	52311	1511	HEALTH/MEDICAL	7,294.00		7,294.00	2,489.94	5,966.34	1,327.66		1,327.66
11000	2500	52312	1113	LIFE	174.00		174.00	31.68	78.00	96.00		96.00
11000	2500	52312	1114	LIFE	189.00		189.00	47.34	116.46	72.54		72.54
11000	2500	52312	1115	LIFE	63.00		63.00	15.78	38.82	24.18		24.18
11000	2500	52312	1211	LIFE	63.00		63.00	15.78	38.82	24.18		24.18
11000	2500	52312	1217	LIFE	567.00		567.00	120.98	300.67	266.33		266.33
11000	2500	52312	1220	LIFE	410.00		410.00	107.86	274.90	135.10		135.10
11000	2500	52312	1511	LIFE	126.00		126.00	31.56	77.64	48.36		48.36
11000	2500	52313	1113	DENTAL	539.00		539.00	130.68	304.92	234.08		234.08
11000	2500	52313	1114	DENTAL	1,437.00		1,437.00	520.64	1,242.40	194.60		194.60
11000	2500	52313	1115	DENTAL	206.00		206.00	68.64	160.16	45.84		45.84
11000	2500	52313	1217	DENTAL	2,820.00		2,820.00	802.88	2,338.12	481.88		481.88
11000	2500	52313	1220	DENTAL	2,531.00		2,531.00	930.72	2,186.20	344.80		344.80
11000	2500	52313	1511	DENTAL	392.00		392.00	130.68	304.92	87.08		87.08
11000	2500	52314	1113	VISION	133.00		133.00	25.14	58.66	74.34		74.34
11000	2500	52314	1114	VISION	249.00		249.00	89.70	213.78	35.22		35.22
11000	2500	52314	1115	VISION	45.00		45.00	15.06	35.14	9.86		9.86
11000	2500	52314	1217	VISION	420.00		420.00	113.12	339.82	80.18		80.18
11000	2500	52314	1220	VISION	469.00		469.00	172.64	405.62	63.38		63.38
11000	2500	52314	1511	VISION	76.00		76.00	25.14	58.66	17.34		17.34
11000	2500	52710	0000	WORKER'S COMP				28,619.16	28,619.16	28,619.16-		28,619.16-
11000	2500	52720	1113	WORKER COMP EM	25.00		25.00	4.60	9.20	15.80		15.80
11000	2500	52720	1114	WORKER COMP EM	27.00		27.00	6.90	13.80	13.20		13.20
11000	2500	52720	1115	WORKER COMP EM	9.00		9.00	2.30	4.60	4.40		4.40

FUND		JOB		2023-24		2023-24		BUDGET AS	EXPENDED THIS	EXPENDED	BUDGET BAL	ENCUMBERANCE	UNENCUMBERED
FUNC	OBJ	CLAS	OBJECT DESCRIP	FINAL BUDGET AP	TRANSFERS INC/DEC	ADJUSTED	QUARTER	TO DATE	AVAILABLE	TO DATE	BALANCE		
11000			OPERATIONAL FUND										
11000	2500	52720	1211	WORKER COMP EM	9.00			9.00	2.30	4.60	4.40		4.40
11000	2500	52720	1217	WORKER COMP EM	81.00			81.00	20.70	43.70	37.30		37.30
11000	2500	52720	1220	WORKER COMP EM	68.00			68.00	17.25	34.50	33.50		33.50
11000	2500	52720	1511	WORKER COMP EM	18.00			18.00	4.60	9.20	8.80		8.80
11000	2500	53330	0000	PROFESSIONAL D	146,610.00			146,610.00	5,612.87	14,737.81	131,872.19	4,083.70	127,788.49
11000	2500	53414	0000	OTHER PROF/TEC	1,000.00			1,000.00	1,904.00	2,044.00	1,044.00-	6,801.00	7,845.00-
11000	2500	53711	0000	OTHER CHARGES	2,700.00			2,700.00	18,926.00	43,399.06	40,699.06-	6,561.00	47,260.06-
11000	2500	54630	0000	RENTAL-COMP &	3,500.00			3,500.00	1,008.39	3,025.17	474.83	2,016.78	1,541.95-
11000	2500	55400	0000	ADVERTISING	16,800.00			16,800.00	615.37	2,434.93	14,365.07	3,475.46	10,889.61
11000	2500	55813	0000	EMP. TRAVEL-NO	2,500.00			2,500.00	552.77	2,107.31	392.69		392.69
11000	2500	55915	0000	OTHER CONTRACT	20,000.00			20,000.00	7,674.68	13,639.28	6,360.72	23,939.88	17,579.16-
11000	2500	56113	0000	SOFTWARE	2,400.00			2,400.00			2,400.00	36,251.00	33,851.00-
11000	2500	56118	0000	SUPPLIES/MATER	155,250.00			155,250.00	14,263.66	28,406.38	126,843.62	15,827.35	111,016.27
11000	2500	56119	0000	ASSETS < \$5,00	2,700.00			2,700.00			2,700.00		2,700.00
11000	2500	-----	----	CENTRAL SERVIC	3,740,078.00			3,740,069.00	733,176.73	1,752,241.80	1,987,827.20	98,956.17	1,888,871.03
11000	2600	51100	1113	BASE SALARIES	124,213.00			124,213.00	39,876.75	115,693.43	8,519.57		8,519.57
11000	2600	51100	1217	BASE SALARIES	82,480.00			82,480.00	20,620.02	48,113.35	34,366.65		34,366.65
11000	2600	51100	1219	BASE SALARIES	645,360.00	4,700.00-		640,660.00	23,168.82	69,506.48	571,153.52		571,153.52
11000	2600	51100	1614	BASE SALARIES	1,285,572.00			1,138,379.00	328,688.95	329,547.37	808,831.63		808,831.63
11000	2600	51100	1615	BASE SALARIES	2,299,432.00			2,299,432.00	552,459.80	1,272,779.04	1,026,652.96		1,026,652.96
11000	2600	51100	1616	BASE SALARIES				840.00	1,470.00	1,470.00-			1,470.00-
11000	2600	51100	1623	BASE SALARIES				585.00	1,290.00	1,290.00-			1,290.00-
11000	2600	51200	1614	OVERTIME				58.18	87.96	87.96-			87.96-
11000	2600	51200	1615	OVERTIME				11,841.72	13,040.18	13,040.18-			13,040.18-
11000	2600	51300	1113	ADDITIONAL COM	6,840.00			6,840.00	1,335.00	3,115.00	3,725.00		3,725.00
11000	2600	51300	1217	ADDITIONAL COM				1,882.72	3,274.20	3,274.20-			3,274.20-
11000	2600	51300	1614	ADDITIONAL COM	13,395.00			13,395.00	3,506.55	4,577.15	8,817.85		8,817.85
11000	2600	51300	1615	ADDITIONAL COM				15,250.39	9,585.24	9,585.24-			9,585.24-
11000	2600	52111	1113	ERA	21,303.00			21,303.00	7,237.62	20,998.34	304.66		304.66
11000	2600	52111	1217	ERA	14,145.00			14,145.00	4,084.27	9,326.86	4,818.14		4,818.14
11000	2600	52111	1219	ERA	15,804.00			15,804.00	4,205.16	12,615.48	3,188.52		3,188.52
11000	2600	52111	1614	ERA	203,443.00			203,443.00	60,189.65	60,545.23	142,897.77		142,897.77
11000	2600	52111	1615	ERA	312,540.00			312,540.00	104,059.97	236,546.64	75,993.36		75,993.36
11000	2600	52112	1113	ERA-RETIREE HE	2,621.00			2,621.00	824.22	2,376.14	244.86		244.86
11000	2600	52112	1217	ERA-RETIREE HE	1,649.00			1,649.00	450.04	1,027.71	621.29		621.29
11000	2600	52112	1219	ERA-RETIREE HE	1,842.00			1,842.00	463.40	1,390.20	451.80		451.80

JOB			2023-24	2023-24	BUDGET AS	EXPENDED THIS	EXPENDED	BUDGET BAL	ENCUMBERANCE	UNENCUMBERED		
FUND	FUNC	OBJ	CLAS	OBJECT DESCRIP	FINAL BUDGET AP	TRANSFERS INC/DEC	ADJUSTED	QUARTER	TO DATE	AVAILABLE	TO DATE	BALANCE
11000				OPERATIONAL FUND								
11000	2600	52112	1614	ERA-RETIREE HE	23,776.00		23,776.00	6,644.96	6,819.04	16,956.96		16,956.96
11000	2600	52112	1615	ERA-RETIREE HE	36,449.00		36,449.00	11,466.61	26,412.48	10,036.52		10,036.52
11000	2600	52210	1113	FICA	7,604.00		7,604.00	2,502.85	7,124.09	479.91		479.91
11000	2600	52210	1217	FICA	5,113.00		5,113.00	1,391.60	3,205.49	1,907.51		1,907.51
11000	2600	52210	1219	FICA	5,713.00		5,713.00	1,410.64	4,201.57	1,511.43		1,511.43
11000	2600	52210	1614	FICA	73,705.00		73,705.00	19,472.25	20,154.86	53,550.14		53,550.14
11000	2600	52210	1615	FICA	112,989.00		112,989.00	34,337.18	78,016.32	34,972.68		34,972.68
11000	2600	52220	1113	MEDICARE	1,901.00		1,901.00	580.07	1,657.89	243.11		243.11
11000	2600	52220	1217	MEDICARE	1,196.00		1,196.00	325.44	749.64	446.36		446.36
11000	2600	52220	1219	MEDICARE	1,336.00		1,336.00	329.90	982.57	353.43		353.43
11000	2600	52220	1614	MEDICARE	17,238.00		17,238.00	4,554.00	5,115.90	12,122.10		12,122.10
11000	2600	52220	1615	MEDICARE	26,428.00		26,428.00	8,181.10	18,611.52	7,816.48		7,816.48
11000	2600	52220	1623	MEDICARE				8.48	18.71	18.71-		18.71-
11000	2600	52311	1113	HEALTH/MEDICAL	6,195.00		6,195.00	4,021.90	15,252.46	9,057.46-		9,057.46-
11000	2600	52311	1219	HEALTH/MEDICAL	11,781.00		11,781.00	1,500.78	6,422.86	5,358.14		5,358.14
11000	2600	52311	1614	HEALTH/MEDICAL	181,068.00		181,068.00	65,537.78	64,415.28	116,652.72		116,652.72
11000	2600	52311	1615	HEALTH/MEDICAL	174,289.00		174,289.00	73,107.47	182,818.69	8,529.69-		8,529.69-
11000	2600	52312	1113	LIFE	64.00		64.00	15.84	61.92	2.08		2.08
11000	2600	52312	1217	LIFE	126.00		126.00	31.56	77.64	48.36		48.36
11000	2600	52312	1219	LIFE	189.00		189.00	52.60	167.80	21.20		21.20
11000	2600	52312	1614	LIFE	1,450.00		1,450.00	426.06	497.74	952.26		952.26
11000	2600	52312	1615	LIFE	3,025.00		3,025.00	925.76	2,373.37	651.63		651.63
11000	2600	52313	1113	DENTAL	206.00		206.00	65.46	326.98	120.98-		120.98-
11000	2600	52313	1217	DENTAL	616.00		616.00	205.32	479.08	136.92		136.92
11000	2600	52313	1219	DENTAL	1,008.00		1,008.00	159.76	525.04	482.96		482.96
11000	2600	52313	1614	DENTAL	6,473.00		6,473.00	2,157.66	2,246.98	4,226.02		4,226.02
11000	2600	52313	1615	DENTAL	4,080.00		4,080.00	1,881.88	4,974.81	894.81-		894.81-
11000	2600	52314	1113	VISION	46.00		46.00	25.50	93.02	47.02-		47.02-
11000	2600	52314	1217	VISION	76.00		76.00	25.14	58.66	17.34		17.34
11000	2600	52314	1219	VISION				5.02	25.10	25.10-		25.10-
11000	2600	52314	1614	VISION	1,056.00		1,056.00	335.52	757.74	298.26		298.26
11000	2600	52314	1615	VISION	917.00		917.00	360.38	954.02	37.02-		37.02-
11000	2600	52710	0000	WORKER'S COMP				49,926.57	49,926.57	49,926.57-		49,926.57-
11000	2600	52720	1113	WORKER COMP EM	9.00		9.00	2.34	6.98	2.02		2.02
11000	2600	52720	1217	WORKER COMP EM	18.00		18.00	4.60	9.20	8.80		8.80
11000	2600	52720	1219	WORKER COMP EM	27.00		27.00	11.50	23.00	4.00		4.00
11000	2600	52720	1614	WORKER COMP EM	207.00		207.00	62.10	126.50	80.50		80.50
11000	2600	52720	1615	WORKER COMP EM	433.00		433.00	158.70	308.20	124.80		124.80

JOB			2023-24	2023-24	BUDGET AS	EXPENDED THIS	EXPENDED	BUDGET BAL	ENCUMBERANCE	UNENCUMBERED		
FUND	FUNC	OBJ	CLAS	OBJECT DESCRIP	FINAL BUDGET AP	TRANSFERS INC/DEC	ADJUSTED	QUARTER	TO DATE	AVAILABLE	TO DATE	BALANCE
11000				OPERATIONAL FUND								
11000	2600	52720	1616	WORKER COMP EM					2.30	2.30-		2.30-
11000	2600	52720	1623	WORKER COMP EM				2.30	4.60	4.60-		4.60-
11000	2600	53330	0000	PROFESSIONAL D	7,778.00		7,778.00	4,357.72	7,837.69	59.69-		59.69-
11000	2600	53711	0000	OTHER CHARGES							84,948.86	84,948.86-
11000	2600	54311	0000	M&R FURN/FIXTU	8,814.00		8,814.00		9,357.00	543.00-		543.00-
11000	2600	54411	0000	ELECTRICITY	1,726,282.00		1,846,780.00	313,337.84	696,223.73	1,150,556.27	581,103.60	569,452.67
11000	2600	54412	0000	NATURAL GAS/BU	118,291.00		297,350.00	12,698.12	74,062.78	223,287.22	237,185.91	13,898.69-
11000	2600	54415	0000	WATER/SEWAGE	1,144,184.00		1,181,301.00	317,186.84	640,307.85	540,993.15	1,199,661.81	658,668.66-
11000	2600	54416	0000	COMMUNICATION	130,847.00		130,847.00	30,053.74	56,724.71	74,122.29	35,228.35	38,893.94
11000	2600	55200	0000	PROPERTY/LIABI	1,880,512.00		1,880,512.00	1,916,918.00	1,916,918.00	36,406.00-		36,406.00-
11000	2600	55813	0000	EMP. TRAVEL-NO	6,590.00		6,590.00	126.22	754.05	5,835.95		5,835.95
11000	2600	55915	0000	OTHER CONTRACT	500.00		500.00	64.09	39,952.60	39,452.60-	273.40	39,726.00-
11000	2600	56118	0000	SUPPLIES/MATER	1,445,885.00		1,113,911.00	66,093.44	70,153.99	1,043,757.01	39,078.84	1,004,678.17
11000	2600	57331	0000	FIXED ASSETS O				257,698.24	294,429.52	294,429.52-	22,367.87	316,797.39-
11000	2600	-----	----	OPERATION/MAIN	12,207,129.00	4,700.00-	12,059,936.00	4,392,377.06	6,529,634.54	5,530,301.46	2,199,848.64	3,330,452.82
11000	2700	55112	0000	TRANSPORTATION	85,000.00		85,000.00	36,303.16	36,303.16	48,696.84	61,000.00	12,303.16-
11000	2700	-----	----	STUDENT TRANSP	85,000.00		85,000.00	36,303.16	36,303.16	48,696.84	61,000.00	12,303.16-
11000	3100	51100	1114	BASE SALARIES	124,213.00		124,213.00	31,053.24	72,457.56	51,755.44		51,755.44
11000	3100	51300	1114	ADDITIONAL COM	1,500.00		1,500.00	375.00	875.00	625.00		625.00
11000	3100	52111	1114	ERA	21,303.00		21,303.00	5,636.16	13,151.04	8,151.96		8,151.96
11000	3100	52112	1114	ERA-RETIREE HE	2,514.00		2,514.00	628.56	1,466.64	1,047.36		1,047.36
11000	3100	52210	1114	FICA	7,347.00		7,347.00	1,897.56	4,369.52	2,977.48		2,977.48
11000	3100	52220	1114	MEDICARE	1,823.00		1,823.00	443.76	1,021.87	801.13		801.13
11000	3100	52311	1114	HEALTH/MEDICAL					3,749.96	3,749.96-		3,749.96-
11000	3100	52312	1114	LIFE	63.00		63.00	15.78	38.82	24.18		24.18
11000	3100	52313	1114	DENTAL	615.00		615.00	205.32	479.08	135.92		135.92
11000	3100	52314	1114	VISION	102.00		102.00	33.96	79.24	22.76		22.76
11000	3100	52710	0000	WORKER'S COMP				1,626.29	1,626.29	1,626.29-		1,626.29-
11000	3100	52720	1114	WORKER COMP EM	9.00		9.00	2.30	4.60	4.40		4.40
11000	3100	-----	----	FOOD SERVICE O	159,489.00		159,489.00	41,917.93	99,319.62	60,169.38		60,169.38
11000	4000	57311	0000	VEHICLES-GENER	40,000.00		40,000.00	49,266.00	49,266.00	9,266.00-	181,439.99	190,705.99-

FUND	FUNC	OBJ	JOB		2023-24		2023-24	BUDGET AS	EXPENDED THIS	EXPENDED	BUDGET BAL	ENCUMBERANCE	UNENCUMBERED
			CLAS	OBJECT DESCRIP	FINAL BUDGET AP	TRANSFERS	INC/DEC	ADJUSTED	QUARTER	TO DATE	AVAILABLE	TO DATE	BALANCE
11000				OPERATIONAL FUND									
11000	4000	-----	----	CAPITAL OUTLAY	40,000.00			40,000.00	49,266.00	49,266.00	9,266.00-	181,439.99	190,705.99-
11000	-----	-----	----	OPERATIONAL FU	147,555,790.00		3,508.48	147,393,332.00	25,370,255.63	62,052,956.31	85,340,375.69	6,427,804.20	78,912,571.49
13000				TRANSPORTATION									
13000	2700	51100	1113	BASE SALARIES	31,053.00			31,053.00			31,053.00		31,053.00
13000	2700	51100	1217	BASE SALARIES	69,766.00			69,766.00	17,441.76	40,697.44	29,068.56		29,068.56
13000	2700	51200	1217	OVERTIME					611.23	611.23	611.23-		611.23-
13000	2700	52111	1113	ERA	5,636.00			5,636.00			5,636.00		5,636.00
13000	2700	52111	1217	ERA	12,663.00			12,663.00	3,276.60	7,497.48	5,165.52		5,165.52
13000	2700	52112	1113	ERA-RETIREE HE	621.00			621.00			621.00		621.00
13000	2700	52112	1217	ERA-RETIREE HE	1,395.00			1,395.00	361.06	826.18	568.82		568.82
13000	2700	52210	1113	FICA	1,925.00			1,925.00			1,925.00		1,925.00
13000	2700	52210	1217	FICA	4,325.00			4,325.00	1,039.49	2,384.90	1,940.10		1,940.10
13000	2700	52220	1217	MEDICARE	1,462.00			1,462.00	243.11	557.79	904.21		904.21
13000	2700	52311	1217	HEALTH/MEDICAL	14,726.00			14,726.00	4,021.90	9,637.18	5,088.82		5,088.82
13000	2700	52312	1217	LIFE	79.00			79.00	15.78	38.82	40.18		40.18
13000	2700	52313	1217	DENTAL	490.00			490.00	130.68	304.92	185.08		185.08
13000	2700	52314	1217	VISION	76.00			76.00	25.14	58.66	17.34		17.34
13000	2700	52710	0000	WORKER'S COMP	742.00			742.00			742.00		742.00
13000	2700	52720	1217	WORKER COMP EM	9.00			9.00	2.30	4.60	4.40		4.40
13000	2700	54620	0000	RENTAL-EQUIPME	253,072.00			231,745.00	23,174.50	115,872.50	115,872.50	115,872.50	
13000	2700	55112	0000	TRANSPORTATION	2,494,723.00			2,489,308.00	267,087.27	1,289,384.01	1,199,923.99	1,292,306.93	92,382.94-
13000	2700	55200	0000	PROPERTY/LIABI	56,000.00			56,000.00	22,646.00	22,646.00	33,354.00		33,354.00
13000	2700	55915	0000	OTHER CONTRACT	10,000.00			10,000.00			10,000.00		10,000.00
13000	2700	55916	0000	BUS INSPECTION	10,000.00			10,000.00		2,017.14	7,982.86		7,982.86
13000	2700	56113	0000	SOFTWARE					6,668.00	6,668.00	6,668.00-		6,668.00-
13000	2700	57311	0000	VEHICLES-GENER	150,000.00			150,000.00			150,000.00		150,000.00
13000	2700	-----	----	STUDENT TRANSP	3,118,763.00			3,092,021.00	346,744.82	1,499,206.85	1,592,814.15	1,408,179.43	184,634.72
13000	-----	-----	----	TRANSPORTATION	3,118,763.00			3,092,021.00	346,744.82	1,499,206.85	1,592,814.15	1,408,179.43	184,634.72

FUND	FUNC	OBJ	JOB		2023-24	2023-24	BUDGET AS	EXPENDED THIS	EXPENDED	BUDGET BAL	ENCUMBERANCE	UNENCUMBERED
			CLAS	OBJECT DESCRIP	FINAL BUDGET AP	TRANSFERS INC/DEC	ADJUSTED	QUARTER	TO DATE	AVAILABLE	TO DATE	BALANCE
21000				FOOD SERVICE								
21000	3100	51100	1217	BASE SALARIES	24,191.00		24,191.00			24,191.00		24,191.00
21000	3100	51100	1617	BASE SALARIES	2,754,714.00		2,754,714.00	587,347.28	1,660,253.71	1,094,460.29		1,094,460.29
21000	3100	51300	1114	ADDITIONAL COM	3,000.00		3,000.00	555.30	1,646.68	1,353.32		1,353.32
21000	3100	51300	1617	ADDITIONAL COM	1,440.00		1,440.00	24,955.41	30,209.39	28,769.39-		28,769.39-
21000	3100	52111	1217	ERA	4,149.00		4,149.00			4,149.00		4,149.00
21000	3100	52111	1617	ERA	440,429.00		440,429.00	110,236.94	305,318.31	135,110.69		135,110.69
21000	3100	52112	1114	ERA-RETIREE HE	60.00		60.00	11.10	32.92	27.08		27.08
21000	3100	52112	1217	ERA-RETIREE HE	484.00		484.00			484.00		484.00
21000	3100	52112	1617	ERA-RETIREE HE	51,377.00		51,377.00	12,168.04	33,674.37	17,702.63		17,702.63
21000	3100	52210	1114	FICA	186.00		186.00	32.58	99.21	86.79		86.79
21000	3100	52210	1217	FICA	1,500.00		1,500.00			1,500.00		1,500.00
21000	3100	52210	1617	FICA	159,323.00		159,323.00	35,949.67	99,774.61	59,548.39		59,548.39
21000	3100	52220	1114	MEDICARE	44.00		44.00	7.62	23.20	20.80		20.80
21000	3100	52220	1217	MEDICARE	351.00		351.00			351.00		351.00
21000	3100	52220	1617	MEDICARE	37,268.00		37,268.00	8,421.30	23,389.40	13,878.60		13,878.60
21000	3100	52311	1217	HEALTH/MEDICAL	12,763.00		12,763.00			12,763.00		12,763.00
21000	3100	52311	1617	HEALTH/MEDICAL	302,653.00		302,653.00	92,602.14	300,779.65	1,873.35		1,873.35
21000	3100	52312	1217	LIFE	63.00		63.00			63.00		63.00
21000	3100	52312	1617	LIFE	5,909.00		5,909.00	1,316.94	4,035.72	1,873.28		1,873.28
21000	3100	52313	1217	DENTAL	425.00		425.00			425.00		425.00
21000	3100	52313	1617	DENTAL	13,901.00		13,901.00	3,828.18	12,143.98	1,757.02		1,757.02
21000	3100	52314	1617	VISION	2,485.00		2,485.00	698.74	2,107.45	377.55		377.55
21000	3100	52710	0000	WORKER'S COMP				37,392.37	37,392.37	37,392.37-		37,392.37-
21000	3100	52720	1217	WORKER COMP EM	9.00		9.00			9.00		9.00
21000	3100	52720	1617	WORKER COMP EM	852.00		852.00	280.01	554.63	297.37		297.37
21000	3100	53711	0000	OTHER CHARGES					91.08	91.08-		91.08-
21000	3100	55813	0000	EMP. TRAVEL-NO			25,000.00	539.45	6,938.41	18,061.59	5,198.00	12,863.59
21000	3100	55915	0000	OTHER CONTRACT			150,000.00	71,517.61	79,302.81	70,697.19	25,745.18	44,952.01
21000	3100	56116	0000	FOOD	3,228,724.00		2,803,724.00	849,986.38	2,572,210.86	231,513.14	867,346.02	635,832.88-
21000	3100	56117	0000	NON-FOOD			75,000.00	47,359.75	73,882.35	1,117.65	13,410.67	12,293.02-
21000	3100	56118	0000	SUPPLIES/MATER			100,000.00	27,576.77	84,296.42	15,703.58	4,849.60	10,853.98
21000	3100	56119	0000	ASSETS < \$5,00			50,000.00	32,240.20	41,146.66	8,853.34	1,216.08	7,637.26
21000	3100	57331	0000	FIXED ASSETS O			25,000.00			25,000.00		25,000.00
21000	3100	-----	----	FOOD SERVICE O	7,046,300.00		7,046,300.00	1,945,023.78	5,369,304.19	1,676,995.81	917,765.55	759,230.26
21000	----	-----	----	FOOD SERVICE	7,046,300.00		7,046,300.00	1,945,023.78	5,369,304.19	1,676,995.81	917,765.55	759,230.26

FUND	FUNC	OBJ	CLAS	OBJECT DESCRIP	2023-24 FINAL BUDGET AP	2023-24 TRANSFERS INC/DEC	BUDGET AS ADJUSTED	EXPENDED THIS QUARTER	EXPENDED TO DATE	BUDGET BAL AVAILABLE	ENCUMBERANCE TO DATE	UNENCUMBERED BALANCE
21000				FOOD SERVICE								
=====												
21100				UNIVERSAL FREE LUNCH								
21100	3100	56116	0000	FOOD			1,189,238.00			1,189,238.00		1,189,238.00
21100	3100	-----	----	FOOD SERVICE O			1,189,238.00			1,189,238.00		1,189,238.00
21100	----	-----	----	UNIVERSAL FREE			1,189,238.00			1,189,238.00		1,189,238.00
=====												
22000				ATHLETICS								
22000	1000	55817	0000	STUDENT TRAVEL	100,000.00		100,000.00	1,641.77	16,871.06	83,128.94	59,330.54	23,798.40
22000	1000	55915	0000	OTHER CONTRACT	237,966.00		100,140.00	74,056.73	74,056.73	26,083.27		26,083.27
22000	1000	-----	----	INSTRUCTION	337,966.00		200,140.00	75,698.50	90,927.79	109,212.21	59,330.54	49,881.67
22000	----	-----	----	ATHLETICS	337,966.00		200,140.00	75,698.50	90,927.79	109,212.21	59,330.54	49,881.67
=====												
23000				ACTIVITY								
23000	1000	51100	1624	BASE SALARIES	185,509.00		198,911.87	33,997.16	113,767.92	85,143.95		85,143.95
23000	1000	51300	1624	ADDITIONAL COM			10,793.17	2,983.70	15,673.20	4,880.03-		4,880.03-
23000	1000	52111	1624	ERA	31,815.00		35,254.19	6,357.09	22,223.51	13,030.68		13,030.68
23000	1000	52112	1624	ERA-RETIREE HE	3,711.00		4,075.08	699.77	2,441.42	1,633.66		1,633.66
23000	1000	52210	1624	FICA	11,501.00		12,563.19	2,020.75	7,125.10	5,438.09		5,438.09
23000	1000	52220	1624	MEDICARE	2,691.00		2,950.66	481.28	1,679.78	1,270.88		1,270.88
23000	1000	52311	1624	HEALTH/MEDICAL	31,842.00		35,559.46	6,741.68	18,922.28	16,637.18		16,637.18
23000	1000	52312	1624	LIFE	391.00		391.03	62.11	191.13	199.90		199.90
23000	1000	52313	1624	DENTAL	1,338.00		1,449.81	278.90	780.46	669.35		669.35
23000	1000	52314	1624	VISION	265.00		272.64	43.90	133.74	138.90		138.90
23000	1000	52710	0000	WORKER'S COMP			1,646.92	3,477.15	3,477.15	1,830.23-		1,830.23-
23000	1000	52720	1624	WORKER COMP EM	57.00		68.70	15.18	28.06	40.64		40.64
23000	1000	53330	0000	PROFESSIONAL D			5,919.86	392.74		5,919.86		5,919.86

JOB				2023-24	2023-24	BUDGET AS	EXPENDED THIS	EXPENDED	BUDGET BAL	ENCUMBERANCE	UNENCUMBERED	
FUND	FUNC	OBJ	CLAS	OBJECT DESCRIP	FINAL BUDGET AP	TRANSFERS INC/DEC	ADJUSTED	QUARTER	TO DATE	AVAILABLE	TO DATE	BALANCE
23000				ACTIVITY								
23000	1000	53711	0000	OTHER CHARGES			173,410.65	18,200.00	19,027.35	154,383.30	385.00	153,998.30
23000	1000	55400	0000	ADVERTISING			4,516.29			4,516.29		4,516.29
23000	1000	55813	0000	EMP. TRAVEL-NO			7,502.76	3,398.98	3,398.98	4,103.78		4,103.78
23000	1000	55817	0000	STUDENT TRAVEL			39,571.67	295.90	3,260.33	36,311.34	1,400.00	34,911.34
23000	1000	55915	0000	OTHER CONTRACT	250,000.00		517,859.76	34,353.02	56,984.24	460,875.52	6,344.55	454,530.97
23000	1000	56118	0000	SUPPLIES/MATER	680,880.00		184,857.93-	223,629.98	686,023.15	870,881.08-	416,263.24	1,287,144.32-
23000	1000	56119	0000	ASSETS < \$5,00			18,126.58		6,688.00	11,438.58		11,438.58
23000	1000	57331	0000	FIXED ASSETS O			314,013.64	84,418.88	105,051.61	208,962.03	36,903.18	172,058.85
23000	1000	-----	----	INSTRUCTION	1,200,000.00		1,200,000.00	421,848.17	1,066,877.41	133,122.59	461,295.97	328,173.38-
23000	----	-----	----	ACTIVITY	1,200,000.00		1,200,000.00	421,848.17	1,066,877.41	133,122.59	461,295.97	328,173.38-
=====							=====	=====	=====	=====	=====	=====
24101				TITLE I								
24101	1000	51100	1411	BASE SALARIES	926,664.00		1,694,414.00	140,752.70	480,114.58	1,214,299.42		1,214,299.42
24101	1000	51100	1413	BASE SALARIES	145,355.00		145,355.00	14,395.16	81,234.98	64,120.02		64,120.02
24101	1000	51100	1711	BASE SALARIES	174,753.00		174,753.00	32,833.88	101,804.91	72,948.09		72,948.09
24101	1000	51100	1712	BASE SALARIES	58,342.00		58,342.00	4,441.00	6,661.50	51,680.50		51,680.50
24101	1000	51100	1713	BASE SALARIES	108,764.00		108,764.00	12,905.68	45,246.51	63,517.49		63,517.49
24101	1000	51300	1411	ADDITIONAL COM	525.00		525.00	155.99	1,673.97	1,148.97-		1,148.97-
24101	1000	52111	1411	ERA	180,806.00		180,806.00	25,574.97	87,444.80	93,361.20		93,361.20
24101	1000	52111	1413	ERA	24,929.00		24,929.00	2,612.72	14,744.17	10,184.83		10,184.83
24101	1000	52111	1711	ERA	29,970.00		29,970.00	5,959.37	18,477.64	11,492.36		11,492.36
24101	1000	52111	1712	ERA	10,006.00		10,006.00	806.04	1,209.06	8,796.94		8,796.94
24101	1000	52111	1713	ERA	18,654.00		18,654.00	2,342.40	8,212.31	10,441.69		10,441.69
24101	1000	52112	1411	ERA-RETIREE HE	21,086.00		21,086.00	2,818.24	9,635.93	11,450.07		11,450.07
24101	1000	52112	1413	ERA-RETIREE HE	2,907.00		2,907.00	287.88	1,624.62	1,282.38		1,282.38
24101	1000	52112	1711	ERA-RETIREE HE	3,495.00		3,495.00	656.65	2,036.03	1,458.97		1,458.97
24101	1000	52112	1712	ERA-RETIREE HE	1,166.00		1,166.00	88.80	133.20	1,032.80		1,032.80
24101	1000	52112	1713	ERA-RETIREE HE	2,174.00		2,174.00	258.12	904.95	1,269.05		1,269.05
24101	1000	52210	1411	FICA	65,363.00		65,363.00	8,368.19	28,729.36	36,633.64		36,633.64
24101	1000	52210	1413	FICA	9,012.00		9,012.00	892.48	4,990.25	4,021.75		4,021.75
24101	1000	52210	1711	FICA	10,835.00		10,835.00	1,856.95	5,910.91	4,924.09		4,924.09
24101	1000	52210	1712	FICA	3,618.00		3,618.00	259.38	388.86	3,229.14		3,229.14
24101	1000	52210	1713	FICA	6,744.00		6,744.00	736.35	2,724.50	4,019.50		4,019.50

JOB			2023-24	2023-24	BUDGET AS	EXPENDED THIS	EXPENDED	BUDGET BAL	ENCUMBRANCE	UNENCUMBERED		
FUND	FUNC	OBJ	CLAS	OBJECT DESCRIP	FINAL BUDGET AP	TRANSFERS INC/DEC	ADJUSTED	QUARTER	TO DATE	AVAILABLE	TO DATE	BALANCE
24101				TITLE I								
24101	1000	52220	1411	MEDICARE	15,286.00		15,286.00	1,957.02	6,718.91	8,567.09		8,567.09
24101	1000	52220	1413	MEDICARE	2,107.00		2,107.00	208.72	1,167.04	939.96		939.96
24101	1000	52220	1711	MEDICARE	2,534.00		2,534.00	434.34	1,382.54	1,151.46		1,151.46
24101	1000	52220	1712	MEDICARE	846.00		846.00	60.66	90.94	755.06		755.06
24101	1000	52220	1713	MEDICARE	1,576.00		1,576.00	172.22	637.17	938.83		938.83
24101	1000	52311	1411	HEALTH/MEDICAL	108,243.00		108,243.00	21,988.64	73,120.27	35,122.73		35,122.73
24101	1000	52311	1413	HEALTH/MEDICAL	15,641.00		15,641.00	3,601.47	15,189.97	451.03		451.03
24101	1000	52311	1711	HEALTH/MEDICAL	32,241.00		32,241.00	10,486.30	25,363.73	6,877.27		6,877.27
24101	1000	52311	1712	HEALTH/MEDICAL	3,763.00		3,763.00	799.90	1,213.82	2,549.18		2,549.18
24101	1000	52311	1713	HEALTH/MEDICAL	17,047.00		17,047.00	3,623.36	5,498.34	11,548.66		11,548.66
24101	1000	52312	1411	LIFE	867.00		867.00	111.31	425.79	441.21		441.21
24101	1000	52312	1413	LIFE	126.00		126.00	10.44	67.40	58.60		58.60
24101	1000	52312	1711	LIFE	376.00		376.00	73.44	246.14	129.86		129.86
24101	1000	52312	1712	LIFE	124.00		124.00	10.52	16.28	107.72		107.72
24101	1000	52312	1713	LIFE	252.00		252.00	31.56	117.96	134.04		134.04
24101	1000	52313	1411	DENTAL	4,418.00		4,418.00	806.40	2,687.62	1,730.38		1,730.38
24101	1000	52313	1413	DENTAL	612.00		612.00	136.04	536.40	75.60		75.60
24101	1000	52313	1711	DENTAL	1,470.00		1,470.00	445.44	1,023.24	446.76		446.76
24101	1000	52313	1712	DENTAL	223.00		223.00	45.76	68.64	154.36		154.36
24101	1000	52313	1713	DENTAL	667.00		667.00	136.88	205.32	461.68		461.68
24101	1000	52314	1411	VISION	691.00		691.00	131.08	388.26	302.74		302.74
24101	1000	52314	1413	VISION	101.00		101.00	22.52	92.22	8.78		8.78
24101	1000	52314	1711	VISION	272.00		272.00	101.00	223.52	48.48		48.48
24101	1000	52314	1712	VISION	49.00		49.00	10.04	15.06	33.94		33.94
24101	1000	52314	1713	VISION	110.00		110.00	22.64	33.96	76.04		76.04
24101	1000	52720	1411	WORKER COMP EM	125.00		125.00	24.94	59.30	65.70		65.70
24101	1000	52720	1413	WORKER COMP EM	18.00		18.00	2.29	9.12	8.88		8.88
24101	1000	52720	1711	WORKER COMP EM	54.00		54.00	16.06	34.46	19.54		19.54
24101	1000	52720	1712	WORKER COMP EM	18.00		18.00	2.21	2.21	15.79		15.79
24101	1000	52720	1713	WORKER COMP EM	36.00		36.00	6.90	16.10	19.90		19.90
24101	1000	53330	0000	PROFESSIONAL D							32,859.75	32,859.75-
24101	1000	55817	0000	STUDENT TRAVEL					8,394.99	8,394.99-	1,605.01	10,000.00-
24101	1000	55915	0000	OTHER CONTRACT				7.76	48.06	48.06-	334.34	382.40-
24101	1000	56113	0000	SOFTWARE				97,912.30	97,912.30	97,912.30-		97,912.30-
24101	1000	56118	0000	SUPPLIES/MATER			3,508.48	15,300.43	39,544.09	36,035.61-	6,099.21	42,134.82-
24101	1000	-----	----	INSTRUCTION	2,015,061.00		2,786,319.48	417,703.54	1,186,454.21	1,599,865.27	40,898.31	1,558,966.96

JOB			2023-24	2023-24	BUDGET AS	EXPENDED THIS	EXPENDED	BUDGET BAL	ENCUMBERANCE	UNENCUMBERED		
FUND	FUNC	OBJ	CLAS	OBJECT DESCRIP	FINAL BUDGET AP	TRANSFERS INC/DEC	ADJUSTED	QUARTER	TO DATE	AVAILABLE	TO DATE	BALANCE
24101				TITLE I								
24101	2100	51100	1211	BASE SALARIES	47,375.00		47,375.00	7,895.84	23,687.52	23,687.48		23,687.48
24101	2100	52111	1211	ERA	8,125.00		8,125.00	1,433.08	4,299.24	3,825.76		3,825.76
24101	2100	52112	1211	ERA-RETIREE HE	948.00		948.00	157.92	473.76	474.24		474.24
24101	2100	52210	1211	FICA	2,937.00		2,937.00	437.40	1,302.00	1,635.00		1,635.00
24101	2100	52220	1211	MEDICARE	687.00		687.00	102.30	304.50	382.50		382.50
24101	2100	52311	1211	HEALTH/MEDICAL				3,260.96	10,385.80	10,385.80-		10,385.80-
24101	2100	52312	1211	LIFE	63.00		63.00	10.52	33.56	29.44		29.44
24101	2100	52313	1211	DENTAL	392.00		392.00	87.12	311.12	80.88		80.88
24101	2100	52314	1211	VISION	76.00		76.00	16.76	56.16	19.84		19.84
24101	2100	52720	1211	WORKER COMP EM	9.00		9.00	2.30	4.60	4.40		4.40
24101	2100	-----	----	SUPPORT-STUDEN	60,612.00		60,612.00	13,404.20	40,858.26	19,753.74		19,753.74
24101	2200	51100	1217	BASE SALARIES	90,901.00		90,901.00	17,827.49	39,277.40	51,623.60		51,623.60
24101	2200	52111	1217	ERA	15,590.00		15,590.00	3,235.71	7,128.86	8,461.14		8,461.14
24101	2200	52112	1217	ERA-RETIREE HE	1,818.00		1,818.00	356.53	785.51	1,032.49		1,032.49
24101	2200	52210	1217	FICA	5,635.00		5,635.00	1,086.77	2,398.17	3,236.83		3,236.83
24101	2200	52220	1217	MEDICARE	1,319.00		1,319.00	254.18	560.83	758.17		758.17
24101	2200	52311	1217	HEALTH/MEDICAL	4,653.00		4,653.00	977.62	2,979.22	1,673.78		1,673.78
24101	2200	52312	1217	LIFE	252.00		252.00	41.96	98.72	153.28		153.28
24101	2200	52313	1217	DENTAL	223.00		223.00	45.26	134.78	88.22		88.22
24101	2200	52314	1217	VISION	94.00		94.00	19.96	44.58	49.42		49.42
24101	2200	52720	1217	WORKER COMP EM	36.00		36.00	9.20	13.70	22.30		22.30
24101	2200	-----	----	SUPPORT-INSTRU	120,521.00		120,521.00	23,854.68	53,421.77	67,099.23		67,099.23
24101	2300	53713	0000	INDIRECT COSTS			87,077.00		12,629.92	74,447.08		74,447.08
24101	2300	-----	----	SUPPORT-GENERA			87,077.00		12,629.92	74,447.08		74,447.08
24101	2400	51100	1217	BASE SALARIES	40,258.00		40,258.00	10,425.24	31,257.57	9,000.43		9,000.43
24101	2400	52111	1217	ERA	6,904.00		6,904.00	1,892.16	5,673.19	1,230.81		1,230.81
24101	2400	52112	1217	ERA-RETIREE HE	805.00		805.00	208.50	625.16	179.84		179.84
24101	2400	52210	1217	FICA	2,496.00		2,496.00	599.46	1,776.93	719.07		719.07
24101	2400	52220	1217	MEDICARE	584.00		584.00	140.18	415.59	168.41		168.41
24101	2400	52311	1217	HEALTH/MEDICAL	8,169.00		8,169.00	2,788.58	10,893.40	2,724.40-		2,724.40-
24101	2400	52312	1217	LIFE	63.00		63.00	15.78	56.10	6.90		6.90
24101	2400	52313	1217	DENTAL	616.00		616.00	205.32	609.76	6.24		6.24

JOB			2023-24	2023-24	BUDGET AS	EXPENDED THIS	EXPENDED	BUDGET BAL	ENCUMBERANCE	UNENCUMBERED		
FUND	FUNC	OBJ	CLAS	OBJECT DESCRIP	FINAL BUDGET AP	TRANSFERS INC/DEC	ADJUSTED	QUARTER	TO DATE	AVAILABLE	TO DATE	BALANCE
24101				TITLE I								
24101	2400	52314	1217	VISION	102.00		102.00	33.96	104.38	2.38-		2.38-
24101	2400	52720	1217	WORKER COMP EM	9.00		9.00	2.30	6.90	2.10		2.10
24101	2400	53330	0000	PROFESSIONAL D				639.00	1,212.67	1,212.67-	413.00	1,625.67-
24101	2400	56118	0000	SUPPLIES/MATER				2,189.46	3,674.02	3,674.02-	580.21	4,254.23-
24101	2400	-----	----	SUPPORT-SCHOOL	60,006.00		60,006.00	19,139.94	56,305.67	3,700.33	993.21	2,707.12
24101	2700	55112	0000	TRANSPORTATION			10,000.00			10,000.00		10,000.00
24101	2700	-----	----	STUDENT TRANSP			10,000.00			10,000.00		10,000.00
24101	----	-----	----	TITLE I	2,256,200.00		3,124,535.48	474,102.36	1,349,669.83	1,774,865.65	41,891.52	1,732,974.13
					=====		=====	=====	=====	=====	=====	=====
24106				ENTITLEMENT-HOBB								
24106	1000	51100	1412	BASE SALARIES	87,596.00		87,596.00	14,789.84	44,369.52	43,226.48		43,226.48
24106	1000	51300	1411	ADDITIONAL COM				3,840.00	6,235.50	6,235.50-		6,235.50-
24106	1000	51300	1412	ADDITIONAL COM	3,150.00		3,150.00	24,069.84	28,659.82	25,509.82-		25,509.82-
24106	1000	51300	1621	ADDITIONAL COM					20.00	20.00-		20.00-
24106	1000	51300	1712	ADDITIONAL COM				10,211.55	10,921.55	10,921.55-		10,921.55-
24106	1000	52111	1112	ERA					3.63	3.63-		3.63-
24106	1000	52111	1411	ERA				652.05	1,074.37	1,074.37-		1,074.37-
24106	1000	52111	1412	ERA	15,563.00		15,563.00	7,053.03	13,254.82	2,308.18		2,308.18
24106	1000	52111	1712	ERA				1,853.45	1,971.46	1,971.46-		1,971.46-
24106	1000	52112	1112	ERA-RETIREE HE					0.40	0.40-		0.40-
24106	1000	52112	1411	ERA-RETIREE HE				68.41	110.87	110.87-		110.87-
24106	1000	52112	1412	ERA-RETIREE HE	1,815.00		1,815.00	777.15	1,459.71	355.29		355.29
24106	1000	52112	1712	ERA-RETIREE HE				203.62	214.12	214.12-		214.12-
24106	1000	52210	1112	FICA					1.17	1.17-		1.17-
24106	1000	52210	1411	FICA				209.04	337.38	337.38-		337.38-
24106	1000	52210	1412	FICA	5,626.00		5,626.00	2,353.96	4,413.72	1,212.28		1,212.28
24106	1000	52210	1712	FICA				613.74	645.53	645.53-		645.53-
24106	1000	52220	1112	MEDICARE					0.27	0.27-		0.27-
24106	1000	52220	1411	MEDICARE				54.98	88.95	88.95-		88.95-
24106	1000	52220	1412	MEDICARE	1,316.00		1,316.00	550.51	1,032.78	283.22		283.22
24106	1000	52220	1712	MEDICARE				143.97	154.13	154.13-		154.13-

FUND		JOB		2023-24	2023-24	BUDGET AS	EXPENDED THIS	EXPENDED	BUDGET BAL	ENCUMBERANCE	UNENCUMBERED
FUNC	OBJ	CLAS	OBJECT DESCRIP	FINAL BUDGET AP	TRANSFERS INC/DEC	ADJUSTED	QUARTER	TO DATE	AVAILABLE	TO DATE	BALANCE
24106			ENTITLEMENT-HOBB								
24106	1000	52311	1412 HEALTH/MEDICAL				1,426.48	6,084.35	6,084.35-		6,084.35-
24106	1000	52312	1412 LIFE	63.00		63.00	10.52	33.56	29.44		29.44
24106	1000	52313	1412 DENTAL	392.00		392.00	45.76	205.62	186.38		186.38
24106	1000	52314	1412 VISION	76.00		76.00	10.04	39.57	36.43		36.43
24106	1000	52720	1412 WORKER COMP EM	9.00		9.00	2.30	4.60	4.40		4.40
24106	1000	-----	---- INSTRUCTION	115,606.00		115,606.00	68,940.24	121,337.40	5,731.40-		5,731.40-
24106	2100	51100	1217 BASE SALARIES	87,105.00		87,105.00	22,556.40	52,631.57	34,473.43		34,473.43
24106	2100	51100	1218 BASE SALARIES				8,625.00	40,335.00	40,335.00-		40,335.00-
24106	2100	51100	1311 BASE SALARIES	765,020.00		765,020.00	159,379.13	414,385.76	350,634.24		350,634.24
24106	2100	51100	1318 BASE SALARIES	50,199.00		50,199.00	12,549.75	29,282.75	20,916.25		20,916.25
24106	2100	51300	1214 ADDITIONAL COM	16,166.00		16,166.00	2,234.96	6,048.41	10,117.59		10,117.59
24106	2100	51300	1215 ADDITIONAL COM	480.00		480.00	375.00	875.00	395.00-		395.00-
24106	2100	51300	1312 ADDITIONAL COM	1,000.00		1,000.00			1,000.00		1,000.00
24106	2100	51300	1313 ADDITIONAL COM	5,906.00		5,906.00	1,742.04	4,987.48	918.52		918.52
24106	2100	51300	1314 ADDITIONAL COM	2,520.00		2,520.00	420.00	1,260.00	1,260.00		1,260.00
24106	2100	52111	1214 ERA	2,773.00		2,773.00	405.64	1,097.78	1,675.22		1,675.22
24106	2100	52111	1215 ERA				34.02	34.02	34.02-		34.02-
24106	2100	52111	1217 ERA	14,938.00		14,938.00	4,093.98	9,552.59	5,385.41		5,385.41
24106	2100	52111	1311 ERA	131,202.00		131,202.00	28,927.28	75,210.92	55,991.08		55,991.08
24106	2100	52111	1312 ERA	172.00		172.00			172.00		172.00
24106	2100	52111	1313 ERA	1,013.00		1,013.00	316.17	905.21	107.79		107.79
24106	2100	52111	1314 ERA	432.00		432.00	76.24	228.72	203.28		203.28
24106	2100	52111	1318 ERA	8,609.00		8,609.00	2,277.78	5,314.82	3,294.18		3,294.18
24106	2100	52112	1214 ERA-RETIREE HE	323.00		323.00	44.68	120.88	202.12		202.12
24106	2100	52112	1215 ERA-RETIREE HE	10.00		10.00	7.50	17.50	7.50-		7.50-
24106	2100	52112	1217 ERA-RETIREE HE	1,742.00		1,742.00	451.14	1,052.63	689.37		689.37
24106	2100	52112	1311 ERA-RETIREE HE	15,301.00		15,301.00	3,187.60	8,287.76	7,013.24		7,013.24
24106	2100	52112	1312 ERA-RETIREE HE	20.00		20.00			20.00		20.00
24106	2100	52112	1313 ERA-RETIREE HE	118.00		118.00	34.80	99.60	18.40		18.40
24106	2100	52112	1314 ERA-RETIREE HE	50.00		50.00	8.40	25.20	24.80		24.80
24106	2100	52112	1318 ERA-RETIREE HE	1,004.00		1,004.00	250.98	585.62	418.38		418.38
24106	2100	52210	1214 FICA	1,002.00		1,002.00	130.73	351.16	650.84		650.84
24106	2100	52210	1215 FICA	27.00		27.00	22.74	53.22	26.22-		26.22-
24106	2100	52210	1217 FICA	5,401.00		5,401.00	1,277.54	2,972.89	2,428.11		2,428.11
24106	2100	52210	1311 FICA	45,785.00		45,785.00	9,553.74	24,867.46	20,917.54		20,917.54
24106	2100	52210	1312 FICA	59.00		59.00			59.00		59.00

FUND		JOB		2023-24		2023-24		BUDGET AS	EXPENDED THIS	EXPENDED	BUDGET BAL	ENCUMBERANCE	UNENCUMBERED
FUNC	OBJ	CLAS	OBJECT DESCRIP	FINAL BUDGET AP	TRANSFERS INC/DEC	ADJUSTED	QUARTER	TO DATE	AVAILABLE	TO DATE	BALANCE		
24106			ENTITLEMENT-HOBB										
24106	2100	52210	1313 FICA	366.00		366.00	102.37	295.30	70.70		70.70		
24106	2100	52210	1314 FICA	156.00		156.00	23.64	70.76	85.24		85.24		
24106	2100	52210	1318 FICA	3,112.00		3,112.00	774.90	1,821.99	1,290.01		1,290.01		
24106	2100	52220	1214 MEDICARE	235.00		235.00	30.53	82.10	152.90		152.90		
24106	2100	52220	1215 MEDICARE	7.00		7.00	5.34	12.49	5.49-		5.49-		
24106	2100	52220	1217 MEDICARE	1,263.00		1,263.00	298.80	695.29	567.71		567.71		
24106	2100	52220	1311 MEDICARE	11,092.00		11,092.00	2,234.29	5,815.60	5,276.40		5,276.40		
24106	2100	52220	1312 MEDICARE	15.00		15.00			15.00		15.00		
24106	2100	52220	1313 MEDICARE	86.00		86.00	23.95	69.14	16.86		16.86		
24106	2100	52220	1314 MEDICARE	37.00		37.00	5.54	16.58	20.42		20.42		
24106	2100	52220	1318 MEDICARE	728.00		728.00	181.20	426.05	301.95		301.95		
24106	2100	52311	1215 HEALTH/MEDICAL				11.76	11.76	11.76-		11.76-		
24106	2100	52311	1217 HEALTH/MEDICAL	20,769.00		20,769.00	7,090.24	17,696.20	3,072.80		3,072.80		
24106	2100	52311	1311 HEALTH/MEDICAL	63,284.00		63,284.00	18,087.64	49,659.44	13,624.56		13,624.56		
24106	2100	52311	1313 HEALTH/MEDICAL	755.00		755.00	228.37	607.25	147.75		147.75		
24106	2100	52312	1214 LIFE	3.00		3.00	0.44	0.55	2.45		2.45		
24106	2100	52312	1215 LIFE				0.09	0.09	0.09-		0.09-		
24106	2100	52312	1217 LIFE	126.00		126.00	31.50	77.58	48.42		48.42		
24106	2100	52312	1311 LIFE	439.00		439.00	91.70	252.42	186.58		186.58		
24106	2100	52312	1313 LIFE	4.00		4.00	0.99	3.07	0.93		0.93		
24106	2100	52312	1318 LIFE	63.00		63.00	15.78	38.82	24.18		24.18		
24106	2100	52313	1215 DENTAL				0.39	0.39	0.39-		0.39-		
24106	2100	52313	1217 DENTAL	784.00		784.00	261.36	647.13	136.87		136.87		
24106	2100	52313	1311 DENTAL	2,240.00		2,240.00	622.20	1,640.64	599.36		599.36		
24106	2100	52313	1313 DENTAL	28.00		28.00	8.10	20.98	7.02		7.02		
24106	2100	52313	1318 DENTAL	616.00		616.00	205.32	479.08	136.92		136.92		
24106	2100	52314	1215 VISION				0.09	0.09	0.09-		0.09-		
24106	2100	52314	1217 VISION	152.00		152.00	50.22	121.60	30.40		30.40		
24106	2100	52314	1311 VISION	456.00		456.00	126.25	328.25	127.75		127.75		
24106	2100	52314	1313 VISION	4.00		4.00	1.40	3.64	0.36		0.36		
24106	2100	52720	1214 WORKER COMP EM				0.17	0.24	0.24-		0.24-		
24106	2100	52720	1217 WORKER COMP EM	19.00		19.00	4.60	9.19	9.81		9.81		
24106	2100	52720	1218 WORKER COMP EM					73.60	73.60-		73.60-		
24106	2100	52720	1311 WORKER COMP EM	63.00		63.00	16.04	32.08	30.92		30.92		
24106	2100	52720	1313 WORKER COMP EM				0.20	0.40	0.40-		0.40-		
24106	2100	52720	1318 WORKER COMP EM	9.00		9.00	2.30	4.60	4.40		4.40		
24106	2100	-----	-----	1,265,288.00		1,265,288.00	289,520.95	761,598.34	503,689.66		503,689.66		

JOB			2023-24	2023-24	BUDGET AS	EXPENDED THIS	EXPENDED	BUDGET BAL	ENCUMBERANCE	UNENCUMBERED		
FUND	FUNC	OBJ	CLAS	OBJECT DESCRIP	FINAL BUDGET AP	TRANSFERS INC/DEC	ADJUSTED	QUARTER	TO DATE	AVAILABLE	TO DATE	BALANCE
24106				ENTITLEMENT-HOBB								
24106	2400	51100	1112	BASE SALARIES	106,684.00		106,684.00	20,814.35	54,111.01	52,572.99		52,572.99
24106	2400	51100	1211	BASE SALARIES	122,031.00		122,031.00	33,242.22	77,565.18	44,465.82		44,465.82
24106	2400	52111	1112	ERA	17,378.00		17,378.00	3,777.85	9,821.25	7,556.75		7,556.75
24106	2400	52111	1211	ERA	20,927.00		20,927.00	6,033.48	14,078.12	6,848.88		6,848.88
24106	2400	52112	1112	ERA-RETIREE HE	2,026.00		2,026.00	416.38	1,082.48	943.52		943.52
24106	2400	52112	1211	ERA-RETIREE HE	2,442.00		2,442.00	664.80	1,551.20	890.80		890.80
24106	2400	52210	1112	FICA	6,232.00		6,232.00	1,258.64	3,277.54	2,954.46		2,954.46
24106	2400	52210	1211	FICA	7,212.00		7,212.00	2,034.58	4,748.19	2,463.81		2,463.81
24106	2400	52220	1112	MEDICARE	1,468.00		1,468.00	294.23	766.10	701.90		701.90
24106	2400	52220	1211	MEDICARE	1,769.00		1,769.00	475.76	1,110.37	658.63		658.63
24106	2400	52311	1112	HEALTH/MEDICAL	5,564.00		5,564.00	1,767.49	4,714.85	849.15		849.15
24106	2400	52311	1211	HEALTH/MEDICAL	1,574.00		1,574.00	537.18	1,287.18	286.82		286.82
24106	2400	52312	1112	LIFE	54.00		54.00	11.65	32.37	21.63		21.63
24106	2400	52312	1211	LIFE	63.00		63.00	15.78	38.90	24.10		24.10
24106	2400	52313	1112	DENTAL	347.00		347.00	102.64	265.20	81.80		81.80
24106	2400	52313	1211	DENTAL	124.00		124.00	41.04	95.76	28.24		28.24
24106	2400	52314	1112	VISION	51.00		51.00	14.00	36.40	14.60		14.60
24106	2400	52314	1211	VISION	20.00		20.00	6.84	15.96	4.04		4.04
24106	2400	52720	1112	WORKER COMP EM	9.00		9.00	2.05	4.10	4.90		4.90
24106	2400	52720	1211	WORKER COMP EM	9.00		9.00	2.31	4.62	4.38		4.38
24106	2400	-----	----	SUPPORT-SCHOOL	295,984.00		295,984.00	71,513.27	174,606.78	121,377.22		121,377.22
24106	----	-----	----	ENTITLEMENT-HO	1,676,878.00		1,676,878.00	429,974.46	1,057,542.52	619,335.48		619,335.48
=====												
24119				CCLC 21ST CENTURY GRANT								
24119	1000	51300	1411	ADDITIONAL COM				30,479.25	289,066.75	289,066.75-		289,066.75-
24119	1000	52111	1411	ERA				5,003.94	47,411.01	47,411.01-		47,411.01-
24119	1000	52112	1411	ERA-RETIREE HE				550.78	5,196.55	5,196.55-		5,196.55-
24119	1000	52210	1411	FICA				1,641.99	15,530.98	15,530.98-		15,530.98-
24119	1000	52220	1411	MEDICARE				426.63	4,056.25	4,056.25-		4,056.25-
24119	1000	52311	1411	HEALTH/MEDICAL				76.59	460.99	460.99-		460.99-
24119	1000	52312	1411	LIFE				2.01	18.26	18.26-		18.26-
24119	1000	52314	1411	VISION				0.66	3.88	3.88-		3.88-
24119	1000	52720	1411	WORKER COMP EM				6.93	30.51	30.51-		30.51-

JOB			2023-24	2023-24	BUDGET AS	EXPENDED THIS	EXPENDED	BUDGET BAL	ENCUMBERANCE	UNENCUMBERED		
FUND	FUNC	OBJ	CLAS	OBJECT DESCRIP	FINAL BUDGET AP	TRANSFERS INC/DEC	ADJUSTED	QUARTER	TO DATE	AVAILABLE	TO DATE	BALANCE
24119				CCLC 21ST CENTURY GRANT								
24119	1000	53711	0000	OTHER CHARGES					177.00	177.00-	4,323.00	4,500.00-
24119	1000	55817	0000	STUDENT TRAVEL					20,031.63	20,031.63-	60,168.37	80,200.00-
24119	1000	55915	0000	OTHER CONTRACT				20.52	26,160.14	26,160.14-	57,186.67	83,346.81-
24119	1000	56118	0000	SUPPLIES/MATER				11,307.54	54,174.86	54,174.86-	33,053.08	87,227.94-
24119	1000	56119	0000	ASSETS < \$5,00							3,730.00	3,730.00-
24119	1000	-----	----	INSTRUCTION				49,516.84	462,318.81	462,318.81-	158,461.12	620,779.93-
24119	2100	56118	0000	SUPPLIES/MATER							4,308.72	4,308.72-
24119	2100	-----	----	SUPPORT-STUDEN							4,308.72	4,308.72-
24119	2200	53330	0000	PROFESSIONAL D					1,700.79	1,700.79-		1,700.79-
24119	2200	-----	----	SUPPORT-INSTRU					1,700.79	1,700.79-		1,700.79-
24119	2500	51100	1220	BASE SALARIES				5,897.88	13,761.72	13,761.72-		13,761.72-
24119	2500	52111	1220	ERA				1,070.47	2,497.75	2,497.75-		2,497.75-
24119	2500	52112	1220	ERA-RETIREE HE				117.96	275.24	275.24-		275.24-
24119	2500	52210	1220	FICA				340.63	801.06	801.06-		801.06-
24119	2500	52220	1220	MEDICARE				79.66	187.32	187.32-		187.32-
24119	2500	52311	1220	HEALTH/MEDICAL				855.06	2,048.90	2,048.90-		2,048.90-
24119	2500	52312	1220	LIFE				7.86	19.38	19.38-		19.38-
24119	2500	52313	1220	DENTAL				34.32	80.08	80.08-		80.08-
24119	2500	52314	1220	VISION				7.50	17.50	17.50-		17.50-
24119	2500	52720	1220	WORKER COMP EM				1.15	2.30	2.30-		2.30-
24119	2500	56113	0000	SOFTWARE							16,000.00	16,000.00-
24119	2500	-----	----	CENTRAL SERVIC				8,412.49	19,691.25	19,691.25-	16,000.00	35,691.25-
24119	-----	-----	----	CCLC 21st				57,929.33	483,710.85	483,710.85-	178,769.84	662,480.69-
=====												

JOB			2023-24	2023-24	BUDGET AS	EXPENDED THIS	EXPENDED	BUDGET BAL	ENCUMBERANCE	UNENCUMBERED		
FUND	FUNC	OBJ	CLAS	OBJECT DESCRIP	FINAL BUDGET AP	TRANSFERS INC/DEC	ADJUSTED	QUARTER	TO DATE	AVAILABLE	TO DATE	BALANCE
24153				TITLE III								
24153	1000	51300	1411	ADDITIONAL COM			206,976.00	150.00	720.00	206,256.00		206,256.00
24153	1000	52111	1411	ERA				27.22	130.69	130.69-		130.69-
24153	1000	52112	1411	ERA-RETIREE HE				3.00	14.40	14.40-		14.40-
24153	1000	52210	1411	FICA				9.07	43.54	43.54-		43.54-
24153	1000	52220	1411	MEDICARE				2.12	10.18	10.18-		10.18-
24153	1000	56113	0000	SOFTWARE				136,932.82	136,932.82	136,932.82-		136,932.82-
24153	1000	56118	0000	SUPPLIES/MATER			4,098.00-		5,500.00	9,598.00-		9,598.00-
24153	1000	-----	----	INSTRUCTION			202,878.00	137,124.23	143,351.63	59,526.37		59,526.37
24153	2400	53330	0000	PROFESSIONAL D			2,000.00			2,000.00		2,000.00
24153	2400	-----	----	SUPPORT-SCHOOL			2,000.00			2,000.00		2,000.00
24153	-----	-----	----	TITLE III			204,878.00	137,124.23	143,351.63	61,526.37		61,526.37
=====												
24154				TITLE IIA								
24154	1000	51100	1411	BASE SALARIES	50,000.00		50,000.00		17,740.00	32,260.00		32,260.00
24154	1000	51300	1411	ADDITIONAL COM	81,352.00		81,352.00	56,538.72	80,798.16	553.84		553.84
24154	1000	52111	1411	ERA	6,236.00		6,236.00	4,272.30	11,169.23	4,933.23-		4,933.23-
24154	1000	52112	1411	ERA-RETIREE HE	728.00		728.00	1,130.72	1,970.67	1,242.67-		1,242.67-
24154	1000	52210	1411	FICA	2,252.00		2,252.00	3,461.23	5,929.77	3,677.77-		3,677.77-
24154	1000	52220	1411	MEDICARE	528.00		528.00	809.49	1,386.91	858.91-		858.91-
24154	1000	52311	1411	HEALTH/MEDICAL	1,744.00		1,744.00	401.68	717.16	1,026.84		1,026.84
24154	1000	52312	1411	LIFE	25.00		25.00	4.08	7.51	17.49		17.49
24154	1000	52313	1411	DENTAL	68.00		68.00	15.16	26.67	41.33		41.33
24154	1000	52314	1411	VISION	11.00		11.00	2.52	4.44	6.56		6.56
24154	1000	52720	1411	WORKER COMP EM	4.00		4.00	0.89	0.89	3.11		3.11
24154	1000	53330	0000	PROFESSIONAL D				18,289.36	10,900.00	10,900.00-	174,434.97	185,334.97-
24154	1000	56118	0000	SUPPLIES/MATER	38,977.00		38,977.00			38,977.00	1,254.52	37,722.48
24154	1000	-----	----	INSTRUCTION	181,925.00		181,925.00	84,926.15	130,651.41	51,273.59	175,689.49	124,415.90-
24154	2200	53330	0000	PROFESSIONAL D					140,432.19	140,432.19-		140,432.19-

JOB			2023-24	2023-24	BUDGET AS	EXPENDED THIS	EXPENDED	BUDGET BAL	ENCUMBERANCE	UNENCUMBERED		
FUND	FUNC	OBJ	CLAS	OBJECT DESCRIP	FINAL BUDGET AP	TRANSFERS INC/DEC	ADJUSTED	QUARTER	TO DATE	AVAILABLE	TO DATE	BALANCE
24154				TITLE IIA								
24154	2200	-----	----	SUPPORT-INSTRU					140,432.19	140,432.19-		140,432.19-
24154	2300	53413	0000	LEGAL					13,175.00	13,175.00-	115,725.00	128,900.00-
24154	2300	-----	----	SUPPORT-GENERA					13,175.00	13,175.00-	115,725.00	128,900.00-
24154	2400	51300	1112	ADDITIONAL COM					390.00	390.00-		390.00-
24154	2400	52111	1112	ERA					70.78	70.78-		70.78-
24154	2400	52112	1112	ERA-RETIREE HE					7.80	7.80-		7.80-
24154	2400	52210	1112	FICA					23.32	23.32-		23.32-
24154	2400	52220	1112	MEDICARE					5.45	5.45-		5.45-
24154	2400	53330	0000	PROFESSIONAL D	15,000.00		15,000.00	3,435.00	5,513.61	9,486.39	3,905.00	5,581.39
24154	2400	-----	----	SUPPORT-SCHOOL	15,000.00		15,000.00	3,435.00	6,010.96	8,989.04	3,905.00	5,084.04
24154	2500	51100	1113	BASE SALARIES	39,877.00		39,877.00			39,877.00		39,877.00
24154	2500	51100	1217	BASE SALARIES	44,245.00		44,245.00	11,061.24	25,809.56	18,435.44		18,435.44
24154	2500	52111	1113	ERA	6,839.00		6,839.00			6,839.00		6,839.00
24154	2500	52111	1217	ERA	7,588.00		7,588.00	2,007.60	4,684.40	2,903.60		2,903.60
24154	2500	52112	1113	ERA-RETIREE HE	798.00		798.00			798.00		798.00
24154	2500	52112	1217	ERA-RETIREE HE	885.00		885.00	221.22	516.18	368.82		368.82
24154	2500	52210	1113	FICA	1,820.00		1,820.00			1,820.00		1,820.00
24154	2500	52210	1217	FICA	2,743.00		2,743.00	619.76	1,427.56	1,315.44		1,315.44
24154	2500	52220	1113	MEDICARE	578.00		578.00			578.00		578.00
24154	2500	52220	1217	MEDICARE	642.00		642.00	144.92	333.84	308.16		308.16
24154	2500	52311	1113	HEALTH/MEDICAL	2,945.00		2,945.00			2,945.00		2,945.00
24154	2500	52311	1217	HEALTH/MEDICAL	11,781.00		11,781.00	4,021.90	10,579.50	1,201.50		1,201.50
24154	2500	52312	1113	LIFE	16.00		16.00			16.00		16.00
24154	2500	52312	1217	LIFE	63.00		63.00	15.78	38.82	24.18		24.18
24154	2500	52313	1113	DENTAL	49.00		49.00			49.00		49.00
24154	2500	52313	1217	DENTAL	616.00		616.00	205.32	479.08	136.92		136.92
24154	2500	52314	1113	VISION	19.00		19.00			19.00		19.00
24154	2500	52314	1217	VISION	102.00		102.00	33.96	79.24	22.76		22.76
24154	2500	52720	1113	WORKER COMP EM	2.00		2.00			2.00		2.00
24154	2500	52720	1217	WORKER COMP EM	9.00		9.00	2.30	4.60	4.40		4.40
24154	2500	-----	----	CENTRAL SERVIC	121,617.00		121,617.00	18,334.00	43,952.78	77,664.22		77,664.22

JOB			2023-24	2023-24	BUDGET AS	EXPENDED THIS	EXPENDED	BUDGET BAL	ENCUMBERANCE	UNENCUMBERED		
FUND	FUNC	OBJ	CLAS	OBJECT DESCRIP	FINAL BUDGET AP	TRANSFERS INC/DEC	ADJUSTED	QUARTER	TO DATE	AVAILABLE	TO DATE	BALANCE
24154				TITLE IIA								
24154	----	-----	----	TITLE IIA	318,542.00		318,542.00	106,695.15	334,222.34	15,680.34-	295,319.49	310,999.83-
=====												
24174				CARL PERKINS-CURRENT								
24174	1000	51300	1415	ADDITIONAL COM	29,500.00		31,418.00			31,418.00		31,418.00
24174	1000	52311	1415	HEALTH/MEDICAL				1.91-				
24174	1000	52312	1415	LIFE				1.91				
24174	1000	56118	0000	SUPPLIES/MATER	66,384.00		64,466.00	2,950.44	77,478.75	13,012.75-	9,212.40	22,225.15-
24174	1000	-----	----	INSTRUCTION	95,884.00		95,884.00	2,950.44	77,478.75	18,405.25	9,212.40	9,192.85
24174	----	-----	----	CARL PERKINS-C	95,884.00		95,884.00	2,950.44	77,478.75	18,405.25	9,212.40	9,192.85
=====												
24176				CARL PERKINS-REDISTRIBUTE								
24176	1000	56118	0000	SUPPLIES/MATER				9,951.36	9,951.36	9,951.36-		9,951.36-
24176	1000	57331	0000	FIXED ASSETS O			10,283.00			10,283.00		10,283.00
24176	1000	-----	----	INSTRUCTION			10,283.00	9,951.36	9,951.36	331.64		331.64
24176	----	-----	----	CARL PERKINS-R			10,283.00	9,951.36	9,951.36	331.64		331.64
=====												
24183				USDA 2010 EQUIPMENT ASSISTANCE								
24183	3100	57331	0000	FIXED ASSETS O			40,000.00	40,000.00	40,000.00			
24183	3100	-----	----	FOOD SERVICE O			40,000.00	40,000.00	40,000.00			
24183	----	-----	----	USDA 2010 EQUI			40,000.00	40,000.00	40,000.00			
=====												

JOB			2023-24	2023-24	BUDGET AS	EXPENDED THIS	EXPENDED	BUDGET BAL	ENCUMBERANCE	UNENCUMBERED			
FUND	FUNC	OBJ	CLAS	OBJECT DESCRIP	FINAL BUDGET AP	TRANSFERS	INC/DEC	ADJUSTED	QUARTER	TO DATE	AVAILABLE	TO DATE	BALANCE
24189				STUDENT SUPP-ACADEMIC ACHIEVE									
24189	1000	51100	1411	BASE SALARIES	96,316.00			96,316.00	16,262.72	67,415.16	28,900.84		28,900.84
24189	1000	51300	1411	ADDITIONAL COM					120.00	420.00	420.00-		420.00-
24189	1000	52111	1411	ERA	16,519.00			16,519.00	2,935.34	8,816.91	7,702.09		7,702.09
24189	1000	52112	1411	ERA-RETIREE HE	1,927.00			1,927.00	323.44	971.52	955.48		955.48
24189	1000	52210	1411	FICA	5,972.00			5,972.00	1,002.54	3,010.98	2,961.02		2,961.02
24189	1000	52220	1411	MEDICARE	1,396.00			1,396.00	237.50	983.41	412.59		412.59
24189	1000	52312	1411	LIFE	63.00			63.00	10.52	33.56	29.44		29.44
24189	1000	52720	1411	WORKER COMP EM	9.00			9.00	2.30	32.20	23.20-		23.20-
24189	1000	53330	0000	PROFESSIONAL D					33,112.57	1,986.79	1,986.79-	990.00	2,976.79-
24189	1000	55817	0000	STUDENT TRAVEL					3,698.00	7,642.53	7,642.53-	10,040.93	17,683.46-
24189	1000	55915	0000	OTHER CONTRACT					5,014.03	11,014.03	11,014.03-		11,014.03-
24189	1000	56118	0000	SUPPLIES/MATER	52,261.00			233,125.00	8,921.01	20,503.40	212,621.60	709.20	211,912.40
24189	1000	-----	----	INSTRUCTION	174,463.00			355,327.00	71,639.97	122,830.49	232,496.51	11,740.13	220,756.38
24189	2100	56112	0000	OTHER TEXTBOOK								50,000.00	50,000.00-
24189	2100	-----	----	SUPPORT-STUDEN								50,000.00	50,000.00-
24189	2200	53330	0000	PROFESSIONAL D						69,856.39	69,856.39-		69,856.39-
24189	2200	-----	----	SUPPORT-INSTRU						69,856.39	69,856.39-		69,856.39-
24189	2300	53330	0000	PROFESSIONAL D				8,625.00		18,210.23	9,585.23-		9,585.23-
24189	2300	-----	----	SUPPORT-GENERA				8,625.00		18,210.23	9,585.23-		9,585.23-
24189	-----	-----	----	STUDENT SUPPOR	174,463.00			363,952.00	71,639.97	210,897.11	153,054.89	61,740.13	91,314.76
=====													
24190				ATSI									
24190	1000	51300	1411	ADDITIONAL COM				44,320.00		2,640.00	41,680.00		41,680.00
24190	1000	51300	1711	ADDITIONAL COM				11,305.00		540.00	10,765.00		10,765.00
24190	1000	52111	1411	ERA						479.16	479.16-		479.16-
24190	1000	52111	1711	ERA						98.04	98.04-		98.04-
24190	1000	52112	1411	ERA-RETIREE HE						52.80	52.80-		52.80-

JOB			2023-24	2023-24	BUDGET AS	EXPENDED THIS	EXPENDED	BUDGET BAL	ENCUMBERANCE	UNENCUMBERED		
FUND	FUNC	OBJ	CLAS	OBJECT DESCRIP	FINAL BUDGET AP	TRANSFERS INC/DEC	ADJUSTED	QUARTER	TO DATE	AVAILABLE	TO DATE	BALANCE
24190				ATSI								
24190	1000	52112	1711	ERA-RETIREE HE					9.90	9.90-		9.90-
24190	1000	52210	1411	FICA					154.28	154.28-		154.28-
24190	1000	52210	1711	FICA					29.91	29.91-		29.91-
24190	1000	52220	1411	MEDICARE					36.64	36.64-		36.64-
24190	1000	52220	1711	MEDICARE					7.63	7.63-		7.63-
24190	1000	53330	0000	PROFESSIONAL D			39,000.00			39,000.00	16,500.00	22,500.00
24190	1000	56118	0000	SUPPLIES/MATER			160,375.00		58,372.80	102,002.20		102,002.20
24190	1000	-----	----	INSTRUCTION			255,000.00		62,421.16	192,578.84	16,500.00	176,078.84
24190	2200	53330	0000	PROFESSIONAL D					9,999.00	9,999.00-		9,999.00-
24190	2200	-----	----	SUPPORT-INSTRU					9,999.00	9,999.00-		9,999.00-
24190	2400	51300	1112	ADDITIONAL COM					320.00	320.00-		320.00-
24190	2400	52111	1112	ERA					58.08	58.08-		58.08-
24190	2400	52112	1112	ERA-RETIREE HE					6.40	6.40-		6.40-
24190	2400	52210	1112	FICA					18.84	18.84-		18.84-
24190	2400	52220	1112	MEDICARE					4.42	4.42-		4.42-
24190	2400	-----	----	SUPPORT-SCHOOL					407.74	407.74-		407.74-
24190	-----	-----	----	ATSI			255,000.00		72,827.90	182,172.10	16,500.00	165,672.10
=====												
24301				CARES FUNDS								
24301	1000	57331	0000	FIXED ASSETS O					4,138.73	4,138.73-	8,454.71	12,593.44-
24301	1000	-----	----	INSTRUCTION					4,138.73	4,138.73-	8,454.71	12,593.44-
24301	-----	-----	----	CARES FUNDS					4,138.73	4,138.73-	8,454.71	12,593.44-
=====												

FUND	FUNC	OBJ	JOB		2023-24		BUDGET AS	EXPENDED THIS	EXPENDED	BUDGET BAL	ENCUMBERANCE	UNENCUMBERED
			CLAS	OBJECT DESCRIP	FINAL BUDGET AP	TRANSFERS INC/DEC						
24308				CRRSA - ESSER II								
24308	2600	51100	1614	BASE SALARIES				440,558.30	440,558.30-			440,558.30-
24308	2600	51100	1615	BASE SALARIES				82,683.78	82,683.78-			82,683.78-
24308	2600	51200	1614	OVERTIME				6,743.56	6,743.56-			6,743.56-
24308	2600	51200	1615	OVERTIME				575.55	575.55-			575.55-
24308	2600	51300	1614	ADDITIONAL COM				13,585.24	13,585.24-			13,585.24-
24308	2600	51300	1615	ADDITIONAL COM				6,210.00	6,210.00-			6,210.00-
24308	2600	52111	1614	ERA				83,498.47	83,498.47-			83,498.47-
24308	2600	52111	1615	ERA				11,119.88	11,119.88-			11,119.88-
24308	2600	52112	1614	ERA-RETIREE HE				9,082.75	9,082.75-			9,082.75-
24308	2600	52112	1615	ERA-RETIREE HE				878.45	878.45-			878.45-
24308	2600	52210	1614	FICA				26,652.41	26,652.41-			26,652.41-
24308	2600	52210	1615	FICA				3,627.94	3,627.94-			3,627.94-
24308	2600	52220	1614	MEDICARE				5,830.96	5,830.96-			5,830.96-
24308	2600	52220	1615	MEDICARE				806.52	806.52-			806.52-
24308	2600	52311	1614	HEALTH/MEDICAL				88,413.36	88,413.36-			88,413.36-
24308	2600	52311	1615	HEALTH/MEDICAL				10,256.68	10,256.68-			10,256.68-
24308	2600	52312	1614	LIFE				3,262.68	3,262.68-			3,262.68-
24308	2600	56118	0000	SUPPLIES/MATER				118,923.63	118,923.63-			118,923.63-
24308	2600	-----	----	OPERATION/MAIN				912,710.16	912,710.16-			912,710.16-
24308	-----	-----	----	CRRSA				912,710.16	912,710.16-			912,710.16-
=====												
24330				ARP - ESSRII								
24330	1000	51300	1411	ADDITIONAL COM				1,011.12	1,011.12-			1,011.12-
24330	1000	51300	1621	ADDITIONAL COM				23,939.01	23,939.01-			23,939.01-
24330	1000	52111	1411	ERA				183.52	183.52-			183.52-
24330	1000	52111	1621	ERA				4,344.92	4,344.92-			4,344.92-
24330	1000	52112	1411	ERA-RETIREE HE				20.22	20.22-			20.22-
24330	1000	52112	1621	ERA-RETIREE HE				478.79	478.79-			478.79-
24330	1000	52210	1411	FICA				62.69	62.69-			62.69-
24330	1000	52210	1621	FICA				1,484.23	1,484.23-			1,484.23-
24330	1000	52220	1411	MEDICARE				14.66	14.66-			14.66-
24330	1000	52220	1621	MEDICARE				347.12	347.12-			347.12-
24330	1000	53330	0000	PROFESSIONAL D				292,528.49		48,033.45		48,033.45-

JOB			2023-24	2023-24	BUDGET AS	EXPENDED THIS	EXPENDED	BUDGET BAL	ENCUMBERANCE	UNENCUMBERED		
FUND	FUNC	OBJ	CLAS	OBJECT DESCRIP	FINAL BUDGET AP	TRANSFERS INC/DEC	ADJUSTED	QUARTER	TO DATE	AVAILABLE	TO DATE	BALANCE
24330				ARP - ESSRII								
24330	1000	55817	0000	STUDENT TRAVEL				11,137.91	32,083.84	32,083.84-	2,916.16	35,000.00-
24330	1000	56113	0000	SOFTWARE				288,225.87	480,716.67	480,716.67-	73,681.17	554,397.84-
24330	1000	56118	0000	SUPPLIES/MATER		3,028,476.00	3,028,476.00		123,248.78	2,905,227.22		2,905,227.22
24330	1000	56119	0000	ASSETS < \$5,00				44,250.00	91,450.00	91,450.00-	18,997.40	110,447.40-
24330	1000	57331	0000	FIXED ASSETS O				145,835.48	921,551.85	921,551.85-	248,090.67	1,169,642.52-
24330	1000	57332	0000	SUPPLY ASSETS					369,648.00	369,648.00-	83,352.00	453,000.00-
24330	1000	-----	----	INSTRUCTION		3,028,476.00	3,028,476.00	813,864.03	2,050,585.42	977,890.58	475,070.85	502,819.73
24330	2100	51100	1218	BASE SALARIES	376,987.00		376,987.00	59,489.94	173,095.63	203,891.37		203,891.37
24330	2100	51300	1215	ADDITIONAL COM				3,431.92	3,431.92	3,431.92-		3,431.92-
24330	2100	52111	1215	ERA				622.90	622.90	622.90-		622.90-
24330	2100	52111	1218	ERA	64,649.00		64,649.00	10,797.50	31,417.06	33,231.94		33,231.94
24330	2100	52112	1215	ERA-RETIREE HE				68.64	68.64	68.64-		68.64-
24330	2100	52112	1218	ERA-RETIREE HE	7,541.00		7,541.00	1,189.82	3,461.98	4,079.02		4,079.02
24330	2100	52210	1215	FICA				212.78	212.78	212.78-		212.78-
24330	2100	52210	1218	FICA	23,377.00		23,377.00	3,436.42	10,056.69	13,320.31		13,320.31
24330	2100	52220	1215	MEDICARE				49.76	49.76	49.76-		49.76-
24330	2100	52220	1218	MEDICARE	5,466.00		5,466.00	803.70	2,351.99	3,114.01		3,114.01
24330	2100	52311	1218	HEALTH/MEDICAL	49,448.00		49,448.00	11,687.90	37,320.98	12,127.02		12,127.02
24330	2100	52312	1218	LIFE	568.00		568.00	86.07	268.79	299.21		299.21
24330	2100	52313	1218	DENTAL	2,649.00		2,649.00	581.88	1,874.12	774.88		774.88
24330	2100	52314	1218	VISION	471.00		471.00	103.44	310.32	160.68		160.68
24330	2100	52720	1218	WORKER COMP EM	80.00		80.00	18.24	36.48	43.52		43.52
24330	2100	56112	0000	OTHER TEXTBOOK							1,137.18	1,137.18-
24330	2100	56119	0000	ASSETS < \$5,00				7,656.00	7,656.00	7,656.00-		7,656.00-
24330	2100	-----	----	SUPPORT-STUDEN	531,236.00		531,236.00	100,236.91	272,236.04	258,999.96	1,137.18	257,862.78
24330	2200	53330	0000	PROFESSIONAL D					292,528.49	292,528.49-		292,528.49-
24330	2200	-----	----	SUPPORT-INSTRU					292,528.49	292,528.49-		292,528.49-
24330	-----	-----	----	ARP - ESSRII	531,236.00	3,028,476.00	3,559,712.00	914,100.94	2,615,349.95	944,362.05	476,208.03	468,154.02

JOB			2023-24	2023-24	BUDGET AS	EXPENDED THIS	EXPENDED	BUDGET BAL	ENCUMBERANCE	UNENCUMBERED		
FUND	FUNC	OBJ	CLAS	OBJECT DESCRIP	FINAL BUDGET AP	TRANSFERS INC/DEC	ADJUSTED	QUARTER	TO DATE	AVAILABLE	TO DATE	BALANCE
24333				NEAR PEER TUTORING								
24333	2400	51100	1217	BASE SALARIES					180.00	180.00-		180.00-
24333	2400	-----	----	SUPPORT-SCHOOL					180.00	180.00-		180.00-
24333	----	-----	----	NEAR PEER TUTO					180.00	180.00-		180.00-
=====												
24355				HOMELESS								
24355	1000	55817	0000	STUDENT TRAVEL					8,561.23	8,561.23-	42,082.77	50,644.00-
24355	1000	56118	0000	SUPPLIES/MATER					154.18	154.18-		154.18-
24355	1000	-----	----	INSTRUCTION					8,715.41	8,715.41-	42,082.77	50,798.18-
24355	----	-----	----	HOMELESS					8,715.41	8,715.41-	42,082.77	50,798.18-
=====												
25153				MEDICAID FUND								
25153	2100	51100	1214	BASE SALARIES				9,685.32	29,055.98	29,055.98-		29,055.98-
25153	2100	51100	1215	BASE SALARIES	1,471,497.00		1,471,497.00	241,403.70	702,862.84	768,634.16		768,634.16
25153	2100	51100	1314	BASE SALARIES	29,513.00		29,513.00	4,918.84	14,756.54	14,756.46		14,756.46
25153	2100	51300	1215	ADDITIONAL COM	1,500.00		1,500.00	250.00	750.00	750.00		750.00
25153	2100	52111	1214	ERA				1,757.88	5,273.66	5,273.66-		5,273.66-
25153	2100	52111	1215	ERA	237,104.00		237,104.00	43,860.19	127,705.80	109,398.20		109,398.20
25153	2100	52111	1314	ERA	5,062.00		5,062.00	892.76	2,678.30	2,383.70		2,383.70
25153	2100	52112	1214	ERA-RETIREE HE				193.72	581.16	581.16-		581.16-
25153	2100	52112	1215	ERA-RETIREE HE	27,652.00		27,652.00	4,833.12	14,072.39	13,579.61		13,579.61
25153	2100	52112	1314	ERA-RETIREE HE	590.00		590.00	98.40	295.20	294.80		294.80
25153	2100	52210	1214	FICA				579.90	1,738.30	1,738.30-		1,738.30-
25153	2100	52210	1215	FICA	85,084.00		85,084.00	14,415.98	42,044.27	43,039.73		43,039.73
25153	2100	52210	1314	FICA	1,830.00		1,830.00	276.77	828.59	1,001.41		1,001.41
25153	2100	52220	1214	MEDICARE				135.60	406.49	406.49-		406.49-
25153	2100	52220	1215	MEDICARE	20,047.00		20,047.00	3,371.32	9,832.46	10,214.54		10,214.54
25153	2100	52220	1314	MEDICARE	428.00		428.00	64.72	193.77	234.23		234.23
25153	2100	52311	1214	HEALTH/MEDICAL				1,426.48	4,379.12	4,379.12-		4,379.12-

JOB			2023-24	2023-24	BUDGET AS	EXPENDED THIS	EXPENDED	BUDGET BAL	ENCUMBERANCE	UNENCUMBERED		
FUND	FUNC	OBJ	CLAS	OBJECT DESCRIP	FINAL BUDGET AP	TRANSFERS INC/DEC	ADJUSTED	QUARTER	TO DATE	AVAILABLE	TO DATE	BALANCE
25153				MEDICAID FUND								
25153	2100	52311	1215	HEALTH/MEDICAL	105,349.00		105,349.00	27,548.40	83,272.48	22,076.52		22,076.52
25153	2100	52311	1314	HEALTH/MEDICAL	6,957.00		6,957.00	1,659.62	5,094.82	1,862.18		1,862.18
25153	2100	52312	1214	LIFE				4.78	25.74	25.74-		25.74-
25153	2100	52312	1215	LIFE	1,133.00		1,133.00	194.21	608.29	524.71		524.71
25153	2100	52312	1314	LIFE	28.00		28.00	4.80	15.36	12.64		12.64
25153	2100	52313	1214	DENTAL				45.76	137.28	137.28-		137.28-
25153	2100	52313	1215	DENTAL	4,716.00		4,716.00	974.93	3,016.69	1,699.31		1,699.31
25153	2100	52313	1314	DENTAL	272.00		272.00	62.68	188.04	83.96		83.96
25153	2100	52314	1215	VISION	1,026.00		1,026.00	226.93	670.93	355.07		355.07
25153	2100	52314	1314	VISION	45.00		45.00	10.36	31.08	13.92		13.92
25153	2100	52720	1214	WORKER COMP EM				2.09	4.18	4.18-		4.18-
25153	2100	52720	1215	WORKER COMP EM	163.00		163.00	41.29	82.58	80.42		80.42
25153	2100	52720	1314	WORKER COMP EM	4.00		4.00	1.05	2.10	1.90		1.90
25153	2100	-----	----	SUPPORT-STUDEN	2,000,000.00		2,000,000.00	358,941.60	1,050,604.44	949,395.56		949,395.56
25153	-----	-----	----	MEDICAID FUND	2,000,000.00		2,000,000.00	358,941.60	1,050,604.44	949,395.56		949,395.56
=====												
27107				2012 GOB PUBLIC SCHOOL LIBRARY								
27107	2200	56114	0000	LIBRARY/AUDIO			11,177.00	5,565.65	10,440.37	736.63		736.63
27107	2200	-----	----	SUPPORT-INSTRU			11,177.00	5,565.65	10,440.37	736.63		736.63
27107	-----	-----	----	2012 GOB LIBRA			11,177.00	5,565.65	10,440.37	736.63		736.63
=====												
27114				READS TO LEAD!								
27114	1000	56118	0000	SUPPLIES/MATER			30,000.00			30,000.00		30,000.00
27114	1000	-----	----	INSTRUCTION			30,000.00			30,000.00		30,000.00
27114	-----	-----	----	READS TO LEAD!			30,000.00			30,000.00		30,000.00

JOB			2023-24	2023-24	BUDGET AS	EXPENDED THIS	EXPENDED	BUDGET BAL	ENCUMBERANCE	UNENCUMBERED		
FUND	FUNC	OBJ	CLAS	OBJECT DESCRIP	FINAL BUDGET AP	TRANSFERS INC/DEC	ADJUSTED	QUARTER	TO DATE	AVAILABLE	TO DATE	BALANCE
27114				READS TO LEAD!								
					=====			=====			=====	
27149				PRE-K STATE GRANT								
27149	1000	51100	1414	BASE SALARIES	450,095.00		450,095.00	87,931.10	217,760.58	232,334.42		232,334.42
27149	1000	51100	1713	BASE SALARIES	80,181.00		80,181.00	32,963.98	134,743.81	54,562.81-		54,562.81-
27149	1000	52111	1414	ERA	55,446.00		55,446.00	15,959.50	39,523.56	15,922.44		15,922.44
27149	1000	52111	1713	ERA	13,750.00		13,750.00	5,982.98	24,456.06	10,706.06-		10,706.06-
27149	1000	52112	1414	ERA-RETIREE HE	6,466.00		6,466.00	1,758.63	4,355.26	2,110.74		2,110.74
27149	1000	52112	1713	ERA-RETIREE HE	1,603.00		1,603.00	659.28	2,694.89	1,091.89-		1,091.89-
27149	1000	52210	1414	FICA	20,044.00		20,044.00	5,351.06	13,286.72	6,757.28		6,757.28
27149	1000	52210	1713	FICA	4,972.00		4,972.00	1,991.40	8,067.15	3,095.15-		3,095.15-
27149	1000	52220	1414	MEDICARE	4,688.00		4,688.00	1,251.45	3,107.40	1,580.60		1,580.60
27149	1000	52220	1713	MEDICARE	1,162.00		1,162.00	465.72	1,886.56	724.56-		724.56-
27149	1000	52311	1414	HEALTH/MEDICAL	21,931.00		21,931.00	5,738.16	16,190.72	5,740.28		5,740.28
27149	1000	52311	1713	HEALTH/MEDICAL				3,273.34	17,374.55	17,374.55-		17,374.55-
27149	1000	52312	1414	LIFE	315.00		315.00	78.90	205.62	109.38		109.38
27149	1000	52312	1713	LIFE	187.00		187.00	80.65	348.86	161.86-		161.86-
27149	1000	52313	1414	DENTAL	1,644.00		1,644.00	388.16	844.86	799.14		799.14
27149	1000	52313	1713	DENTAL				114.40	618.71	618.71-		618.71-
27149	1000	52314	1414	VISION	147.00		147.00	37.70	63.44	83.56		83.56
27149	1000	52314	1713	VISION				15.06	79.51	79.51-		79.51-
27149	1000	52710	0000	WORKER'S COMP				5,875.17	5,875.17	5,875.17-		5,875.17-
27149	1000	52720	1414	WORKER COMP EM	45.00		45.00	18.40	27.60	17.40		17.40
27149	1000	52720	1713	WORKER COMP EM	27.00		27.00	20.60	47.90	20.90-		20.90-
27149	1000	-----	----	INSTRUCTION	662,703.00		662,703.00	169,955.64	491,558.93	171,144.07		171,144.07
27149	-----	-----	----	PRE-K STATE GR	662,703.00		662,703.00	169,955.64	491,558.93	171,144.07		171,144.07
					=====			=====			=====	
27183				NM GROWN FVV								
27183	3100	56116	0000	FOOD			80,869.00	8,708.50	28,816.00	52,053.00	17,284.00	34,769.00
27183	3100	-----	----	FOOD SERVICE O			80,869.00	8,708.50	28,816.00	52,053.00	17,284.00	34,769.00

JOB			2023-24	2023-24	BUDGET AS	EXPENDED THIS	EXPENDED	BUDGET BAL	ENCUMBERANCE	UNENCUMBERED		
FUND	FUNC	OBJ	CLAS	OBJECT DESCRIP	FINAL BUDGET AP	TRANSFERS INC/DEC	ADJUSTED	QUARTER	TO DATE	AVAILABLE	TO DATE	BALANCE
27183				NM GROWN FVV								
27183	----	-----	----	NM GROWN FVV			80,869.00	8,708.50	28,816.00	52,053.00	17,284.00	34,769.00
=====												
27407				FAMILY INCOME INDEX								
27407	1000	51100	1411	BASE SALARIES					11,854.15	11,854.15-		11,854.15-
27407	1000	51100	1712	BASE SALARIES				998.95	7,852.65	7,852.65-		7,852.65-
27407	1000	52111	1712	ERA				181.31	3,576.79	3,576.79-		3,576.79-
27407	1000	52112	1712	ERA-RETIREE HE				19.98	394.15	394.15-		394.15-
27407	1000	52210	1712	FICA				61.93	1,198.31	1,198.31-		1,198.31-
27407	1000	52220	1712	MEDICARE				14.48	280.23	280.23-		280.23-
27407	1000	52311	1712	HEALTH/MEDICAL					1,470.34	1,470.34-		1,470.34-
27407	1000	52312	1712	LIFE				2.63	56.88	56.88-		56.88-
27407	1000	52313	1712	DENTAL					56.36	56.36-		56.36-
27407	1000	52314	1712	VISION					16.46	16.46-		16.46-
27407	1000	52710	0000	WORKER'S COMP				24.03	24.03	24.03-		24.03-
27407	1000	52720	1712	WORKER COMP EM				2.30	9.20	9.20-		9.20-
27407	1000	53330	0000	PROFESSIONAL D			111,151.00	18,450.00		111,151.00		111,151.00
27407	1000	56113	0000	SOFTWARE			111,151.00		8,654.98	102,496.02		102,496.02
27407	1000	56118	0000	SUPPLIES/MATER			111,152.00	1,984.75	33,064.19	78,087.81	17,357.55	60,730.26
27407	1000	-----	----	INSTRUCTION			333,454.00	21,740.36	68,508.72	264,945.28	17,357.55	247,587.73
27407	2200	53330	0000	PROFESSIONAL D					21,871.12	21,871.12-		21,871.12-
27407	2200	-----	----	SUPPORT-INSTRU					21,871.12	21,871.12-		21,871.12-
=====												
27407	----	-----	----	FAMILY INCOME			333,454.00	21,740.36	90,379.84	243,074.16	17,357.55	225,716.61
=====												
27502				CAREER TECHNICAL EDUCATION PRO								
27502	1000	51300	1415	ADDITIONAL COM	23,000.00		23,000.00	6,177.40	18,706.32	4,293.68		4,293.68
27502	1000	52111	1415	ERA				1,105.86	3,364.53	3,364.53-		3,364.53-
27502	1000	52112	1415	ERA-RETIREE HE				123.70	374.58	374.58-		374.58-
27502	1000	52210	1415	FICA				365.82	1,108.62	1,108.62-		1,108.62-

JOB			2023-24	2023-24	BUDGET AS	EXPENDED THIS	EXPENDED	BUDGET BAL	ENCUMBERANCE	UNENCUMBERED		
FUND	FUNC	OBJ	CLAS	OBJECT DESCRIP	FINAL BUDGET AP	TRANSFERS INC/DEC	ADJUSTED	QUARTER	TO DATE	AVAILABLE	TO DATE	BALANCE
27502				CAREER TECHNICAL EDUCATION PRO								
27502	1000	52220	1415	MEDICARE				85.58	259.30	259.30-		259.30-
27502	1000	52311	1415	HEALTH/MEDICAL				844.67	2,590.69	2,590.69-		2,590.69-
27502	1000	52312	1415	LIFE				2.78	13.34	13.34-		13.34-
27502	1000	52313	1415	DENTAL				28.12	83.18	83.18-		83.18-
27502	1000	52314	1415	VISION				4.63	13.09	13.09-		13.09-
27502	1000	52710	0000	WORKER'S COMP				137.86	137.86	137.86-		137.86-
27502	1000	52720	1415	WORKER COMP EM				1.04	2.09	2.09-		2.09-
27502	1000	56118	0000	SUPPLIES/MATER	75,053.00		192,631.00	31,094.61	100,597.00	92,034.00	43,924.73	48,109.27
27502	1000	-----	----	INSTRUCTION	98,053.00		215,631.00	39,972.07	127,250.60	88,380.40	43,924.73	44,455.67
27502	----	-----	----	CAREER TECHNIC	98,053.00		215,631.00	39,972.07	127,250.60	88,380.40	43,924.73	44,455.67
=====												
27552				INNOVATION ZONE								
27552	1000	51100	1217	BASE SALARIES					67.50	67.50-		67.50-
27552	1000	51100	1621	BASE SALARIES				11,294.90	62,094.75	62,094.75-		62,094.75-
27552	1000	51300	1415	ADDITIONAL COM					127.50	127.50-		127.50-
27552	1000	52111	1621	ERA				191.49	694.24	694.24-		694.24-
27552	1000	52112	1621	ERA-RETIREE HE				21.10	76.50	76.50-		76.50-
27552	1000	52210	1621	FICA				64.17	233.58	233.58-		233.58-
27552	1000	52220	1621	MEDICARE				15.01	54.60	54.60-		54.60-
27552	1000	52710	0000	WORKER'S COMP				1,170.93	1,170.93	1,170.93-		1,170.93-
27552	1000	52720	1621	WORKER COMP EM					57.50	57.50-		57.50-
27552	1000	56113	0000	SOFTWARE	74,724.00		106,000.00			106,000.00		106,000.00
27552	1000	-----	----	INSTRUCTION	74,724.00		106,000.00	12,757.60	64,577.10	41,422.90		41,422.90
27552	2400	51100	1217	BASE SALARIES	59,429.00		78,001.00	9,904.84	25,231.52	52,769.48		52,769.48
27552	2400	52111	1217	ERA	10,192.00		10,192.00	1,797.72	4,579.48	5,612.52		5,612.52
27552	2400	52112	1217	ERA-RETIREE HE	1,189.00		1,189.00	198.08	504.60	684.40		684.40
27552	2400	52210	1217	FICA	3,684.00		3,684.00	614.12	1,571.94	2,112.06		2,112.06
27552	2400	52220	1217	MEDICARE	862.00		862.00	143.64	367.67	494.33		494.33
27552	2400	52312	1217	LIFE	63.00		63.00	10.52	28.36	34.64		34.64
27552	2400	52720	1217	WORKER COMP EM	9.00		9.00	2.30	3.56	5.44		5.44

FUND		JOB		2023-24	2023-24	BUDGET AS	EXPENDED THIS	EXPENDED	BUDGET BAL	ENCUMBERANCE	UNENCUMBERED		
FUNC	OBJ	CLAS	OBJECT DESCRIP	FINAL BUDGET AP	TRANSFERS INC/DEC	ADJUSTED	QUARTER	TO DATE	AVAILABLE	TO DATE	BALANCE		
27552 INNOVATION ZONE													
27552	2400	-----	----	SUPPORT-SCHOOL		75,428.00		94,000.00	12,671.22	32,287.13	61,712.87	61,712.87	
27552	-----	-----	----	INNOVATION ZON		150,152.00		200,000.00	25,428.82	96,864.23	103,135.77	103,135.77	
=====													
31100 BOND BUILDING													
31100	4000	54500	0000	CONSTRUCTION S		11,200,727.00		7,600,000.00	3,152,837.45	4,990,825.61	2,609,174.39	5,303,084.47-	
31100	4000	-----	----	CAPITAL OUTLAY		11,200,727.00		7,600,000.00	3,152,837.45	4,990,825.61	2,609,174.39	5,303,084.47-	
31100	-----	-----	----	BOND BUILDING		11,200,727.00		7,600,000.00	3,152,837.45	4,990,825.61	2,609,174.39	5,303,084.47-	
=====													
31600 HB33-4 MILL													
31600	2300	53712	0000	COUNTY TAX COL		75,000.00		75,000.00	1,297.29	35,433.04	39,566.96	39,566.96	
31600	2300	-----	----	SUPPORT-GENERA		75,000.00		75,000.00	1,297.29	35,433.04	39,566.96	39,566.96	
31600	4000	54315	0000	M&R BLDGS/GRND							9,904.58	9,904.58-	
31600	4000	54500	0000	CONSTRUCTION S		5,086,874.00		5,086,874.00	2,672,732.73	7,619,068.00	2,532,194.00-	4,182,074.80	6,714,268.80-
31600	4000	56119	0000	ASSETS < \$5,00		1,000,000.00		1,000,000.00	399,247.19	931,793.15	68,206.85	68,206.85	
31600	4000	57331	0000	FIXED ASSETS O		2,211,703.00		2,211,703.00	173,382.60	491,205.47	1,720,497.53	47,956.41	1,672,541.12
31600	4000	-----	----	CAPITAL OUTLAY		8,298,577.00		8,298,577.00	3,245,362.52	9,042,066.62	743,489.62-	4,239,935.79	4,983,425.41-
31600	-----	-----	----	HB33-4 MILL		8,373,577.00		8,373,577.00	3,246,659.81	9,077,499.66	703,922.66-	4,239,935.79	4,943,858.45-
=====													
31701 CAPITAL IMPROV - SB9 LOCAL													
31701	2300	53712	0000	COUNTY TAX COL		45,000.00		45,000.00	648.66	17,716.44	27,283.56	27,283.56	
31701	2300	-----	----	SUPPORT-GENERA		45,000.00		45,000.00	648.66	17,716.44	27,283.56	27,283.56	

JOB			2023-24	2023-24	BUDGET AS	EXPENDED THIS	EXPENDED	BUDGET BAL	ENCUMBERANCE	UNENCUMBERED		
FUND	FUNC	OBJ	CLAS	OBJECT DESCRIP	FINAL BUDGET AP	TRANSFERS INC/DEC	ADJUSTED	QUARTER	TO DATE	AVAILABLE	TO DATE	BALANCE
31701				CAPITAL IMPROV - SB9 LOCAL								
31701	4000	54315	0000	M&R BLDGS/GRND	786,788.00		786,788.00	347,189.63	976,090.83	189,302.83-	663,496.01	852,798.84-
31701	4000	54500	0000	CONSTRUCTION S				598,902.31	643,002.71	643,002.71-	396,587.59	1,039,590.30-
31701	4000	55915	0000	OTHER CONTRACT					60.67	60.67-	38,254.59	38,315.26-
31701	4000	56113	0000	SOFTWARE	1,500,000.00		1,500,000.00	441,496.34	485,295.49	1,014,704.51	158,052.97	856,651.54
31701	4000	56118	0000	SUPPLIES/MATER	1,096,000.00		1,096,000.00	286,438.63	545,721.90	550,278.10	342,633.09	207,645.01
31701	4000	56119	0000	ASSETS < \$5,00				103,963.32	310,634.46	310,634.46-	83,241.03	393,875.49-
31701	4000	57311	0000	VEHICLES-GENER	550,000.00		550,000.00		106,689.98	443,310.02		443,310.02
31701	4000	57331	0000	FIXED ASSETS O	209,000.00		209,000.00	113,548.54	220,817.54	11,817.54-	144,384.45	156,201.99-
31701	4000	-----	----	CAPITAL OUTLAY	4,141,788.00		4,141,788.00	1,891,538.77	3,288,313.58	853,474.42	1,826,649.73	973,175.31-
31701	-----	-----	----	CAPITAL IMPROV	4,186,788.00		4,186,788.00	1,892,187.43	3,306,030.02	880,757.98	1,826,649.73	945,891.75-
=====												
41000				DEBT SERVICE								
41000	2300	53712	0000	COUNTY TAX COL	70,000.00		70,000.00	1,644.38	48,522.89	21,477.11		21,477.11
41000	2300	-----	----	SUPPORT-GENERA	70,000.00		70,000.00	1,644.38	48,522.89	21,477.11		21,477.11
41000	5000	53414	0000	OTHER PROF/TEC							3,730.00	3,730.00-
41000	5000	58214	0000	DEBT SERVICE R	9,788,514.00		9,788,514.00		33,272.36	9,755,241.64		9,755,241.64
41000	5000	58311	0000	BOND PRINCIPAL	9,095,000.00		9,095,000.00	5,999,900.00	9,424,891.22	329,891.22-	325,000.00	654,891.22-
41000	5000	58322	0000	BOND INTEREST	1,946,844.00		1,946,844.00	755,079.67	876,102.11	1,070,741.89	2,331,853.21	1,261,111.32-
41000	5000	-----	----	DEBT SERVICE	20,830,358.00		20,830,358.00	6,754,979.67	10,334,265.69	10,496,092.31	2,660,583.21	7,835,509.10
41000	-----	-----	----	DEBT SERVICE	20,900,358.00		20,900,358.00	6,756,624.05	10,382,788.58	10,517,569.42	2,660,583.21	7,856,986.21
=====												
Grand Expense					211,884,380.00	3,031,984.48	214,365,252.48	46,082,660.52	107,053,077.37	107,312,175.11	27,122,548.45	80,189,626.66

Number of Accounts: 7267